

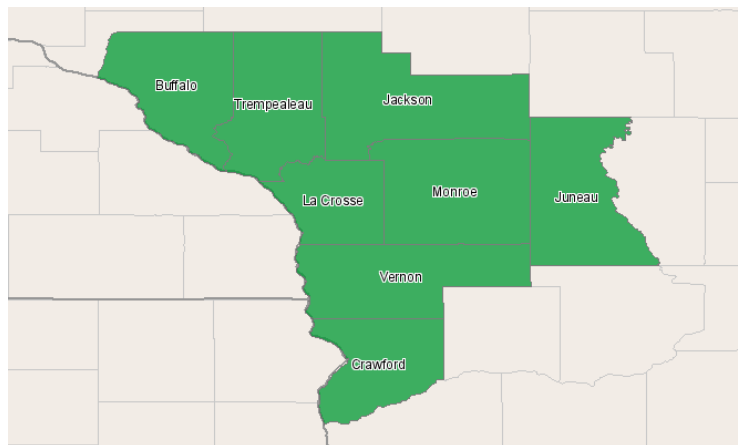
# Western Technical College



400 Seventh Street  
La Crosse, Wisconsin 54601  
608.785.9200

## Occupation Report for Human Services Associate Program August 28, 2012 2012 Third Quarter Data for 2013-2017 Projections

Western Technical College District



## Region Info

---

Name: Western Technical College District

Description: Western district counties

County Areas: Buffalo, Wisconsin (55011), Crawford, Wisconsin (55023), Jackson, Wisconsin (55053), Juneau, Wisconsin (55057), La Crosse, Wisconsin (55063), Monroe, Wisconsin (55081), Trempealeau, Wisconsin (55121), Vernon, Wisconsin (55123)

## Selected Occupations

---

Occupation	Education Level
Social and Human Service Assistants (SOC 21-1093)	Moderate-term on-the-job training
Community and Social Service Specialists, All Other (SOC 21-1099)	Bachelor's degree

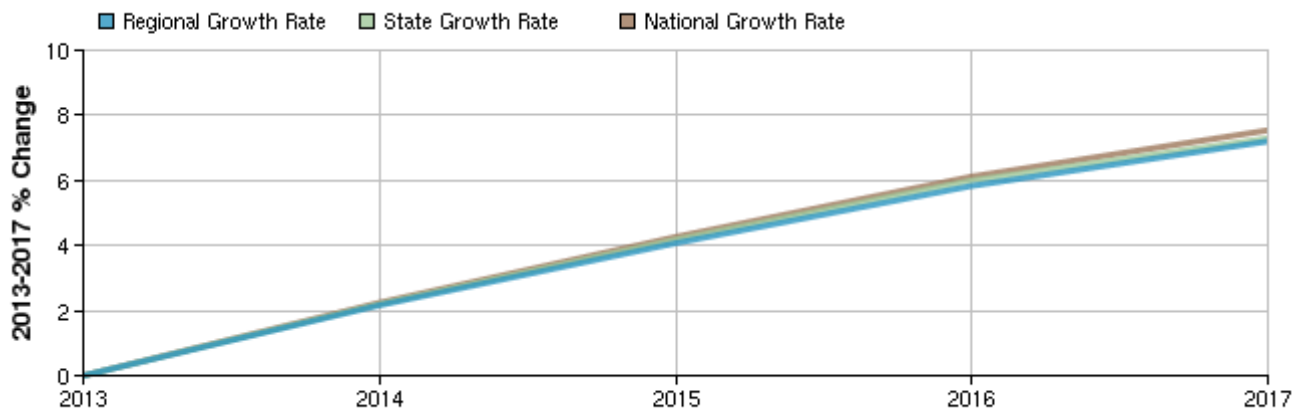
## Executive Summary

---

Basic Information	
2013 Occupational Jobs	684
2017 Occupational Jobs	733
Total Change	49
Total % Change	7.17%
Openings	106
2012 Median Hourly Earnings	\$14.29

## Occupational Change Summary

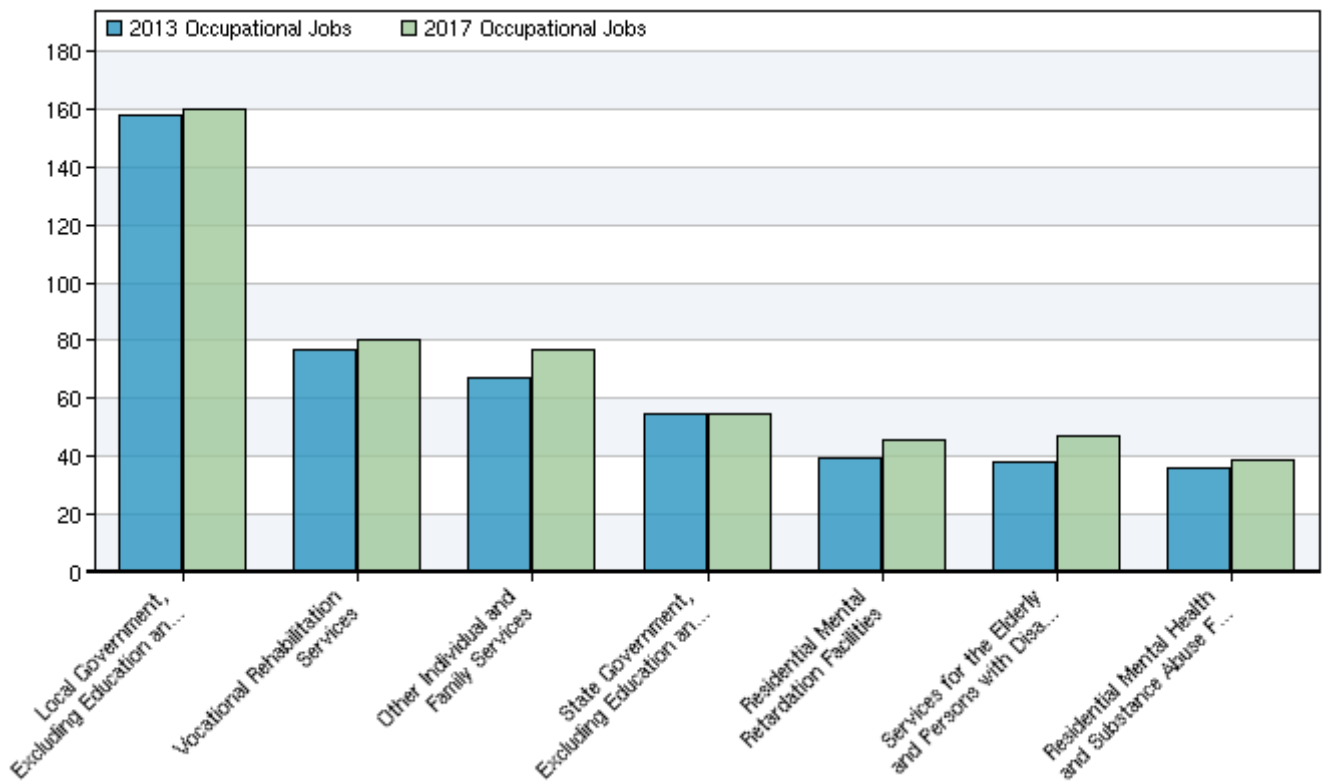
---



Region	2013 Jobs	2017 Jobs	Change	% Change	Openings	2012 Median Hourly Earnings
Regional Total	684	733	49	7%	106	\$14.29
State Total	9,047	9,707	660	7%	1,409	\$15.02
National Total	504,312	542,335	38,023	8%	79,852	\$14.56

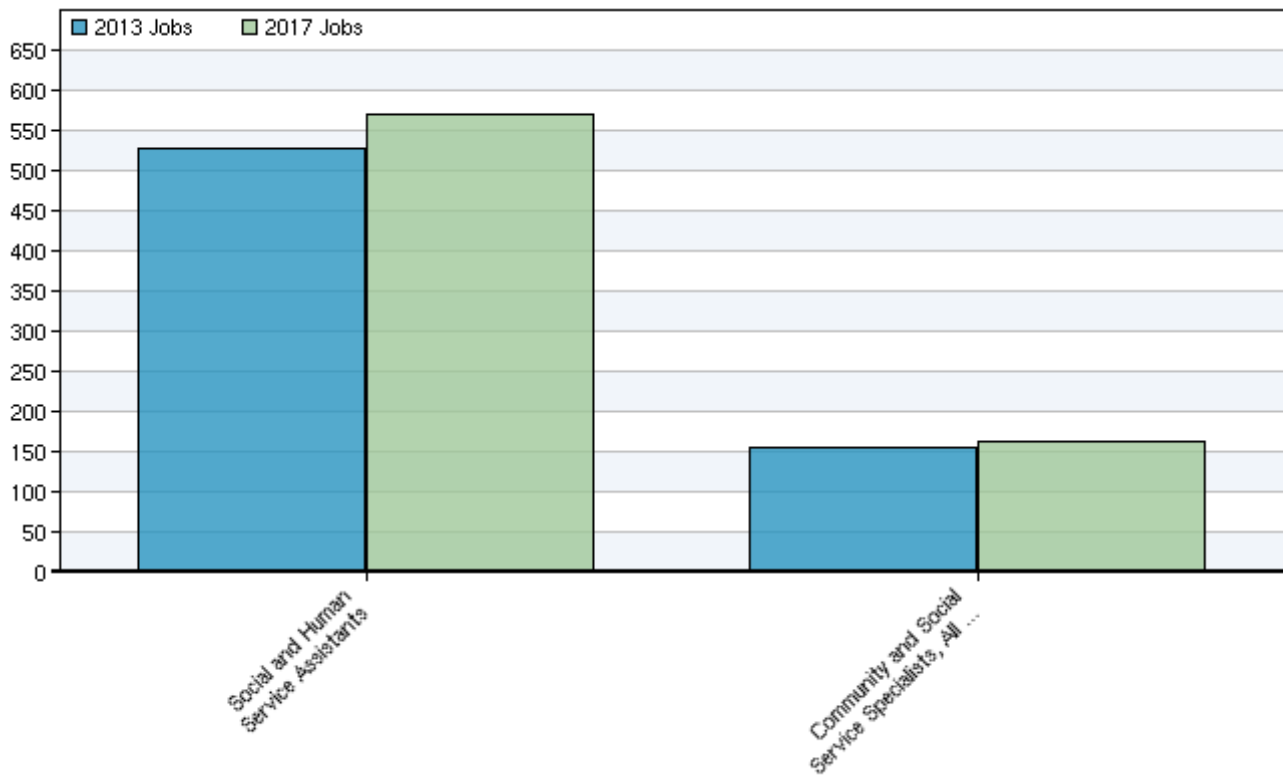
Source: EMSI Complete Employment - 2012.2

## Top Industries for Selected Occupations



NAICS Code	Name	2013 Jobs	2017 Jobs	Change	% Change
903999	Local Government, Excluding Education and Hospitals	158	160	2	1%
624310	Vocational Rehabilitation Services	77	81	4	5%
624190	Other Individual and Family Services	67	77	10	15%
902999	State Government, Excluding Education and Hospitals	55	55	0	0%
623210	Residential Mental Retardation Facilities	40	45	5	13%
624120	Services for the Elderly and Persons with Disabilities	38	47	9	24%
623220	Residential Mental Health and Substance Abuse Facilities	36	39	3	8%

## Occupational Breakdown



SOC Code	Description	2013 Jobs	2017 Jobs	Openings	2012 Median Hourly Earnings
21-1093	Social and Human Service Assistants	528	571	86	\$15.43
21-1099	Community and Social Service Specialists, All Other	156	162	20	\$10.48
	Total	684	733	106	\$14.29

Source: EMSI Complete Employment - 2012.2

## Data Sources and Calculations

### Industry Data

In order to capture a complete picture of industry employment, EMSI basically combines covered employment data from Quarterly Census of Employment and Wages (QCEW) produced by the Department of Labor with total employment data in Regional Economic Information System (REIS) published by the Bureau of Economic Analysis (BEA), augmented with County Business Patterns (CBP) and Nonemployer Statistics (NES) published by the U.S. Census Bureau. Projections are based on the latest available EMSI industry data, 15-year past local

trends in each industry, growth rates in statewide and (where available) sub-state area industry projections published by individual state agencies, and (in part) growth rates in national projections from the Bureau of Labor Statistics.

### **Occupation Data**

Organizing regional employment information by occupation provides a workforce-oriented view of the regional economy. EMSI's occupation data are based on EMSI's industry data and regional staffing patterns taken from the Occupational Employment Statistics program (U.S. Bureau of Labor Statistics). Wage information is partially derived from the American Community Survey. The occupation-to-program (SOC-to-CIP) crosswalk is based on one from the U.S. Department of Education, with customizations by EMSI.

### **State Data Sources**

This report uses state data from the following agencies: Wisconsin Department of Workforce Development, Bureau of Workforce Information.