

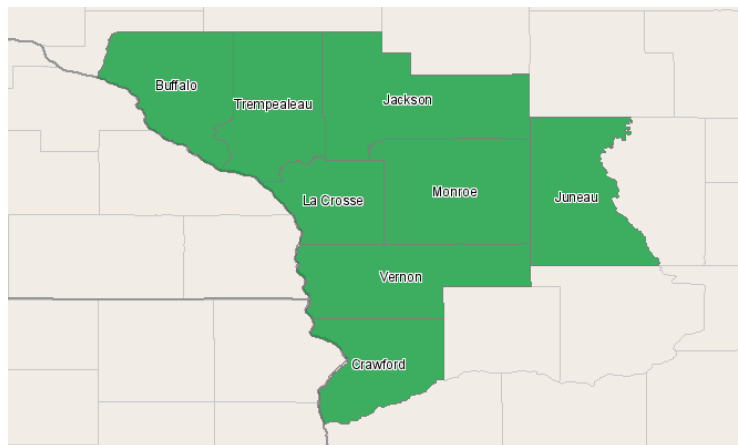
# Western Technical College



400 Seventh Street  
La Crosse, Wisconsin 54601  
608.785.9200

## Occupation Report for Instructional Assistant Program August 28, 2012 2012 Third Quarter Data for 2013-2017 Projections

Western Technical College District



## Region Info

Name: Western Technical College District

Description: Western district counties

County Areas: Buffalo, Wisconsin (55011), Crawford, Wisconsin (55023), Jackson, Wisconsin (55053), Juneau, Wisconsin (55057), La Crosse, Wisconsin (55063), Monroe, Wisconsin (55081), Trempealeau, Wisconsin (55121), Vernon, Wisconsin (55123)

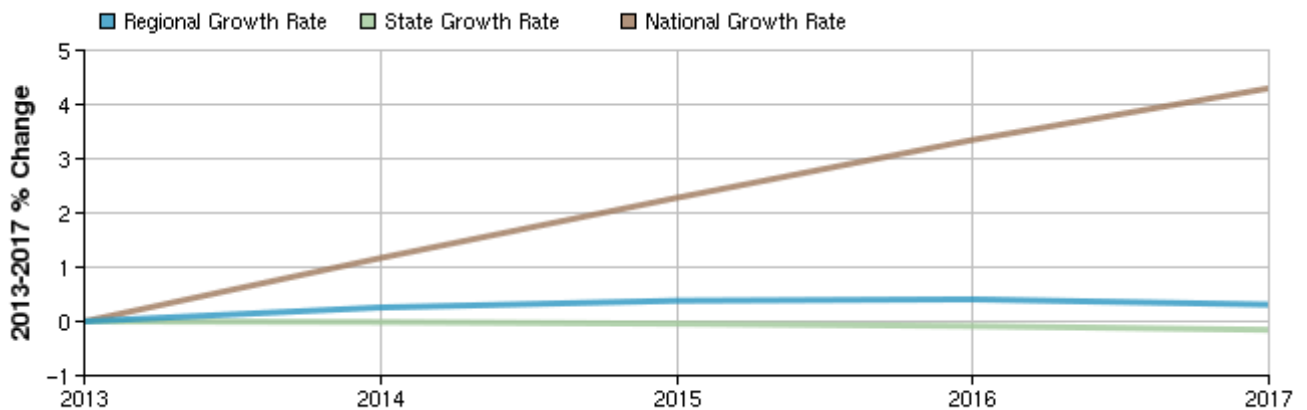
## Selected Occupations

Occupation	Education Level
Teacher Assistants (SOC 25-9041)	Short-term on-the-job training
Education, Training, and Library Workers, All Other (SOC 25-9099)	Bachelor's degree

## Executive Summary

Basic Information	
2013 Occupational Jobs	1,295
2017 Occupational Jobs	1,299
Total Change	4
Total % Change	0.31%
Openings	127
2012 Median Hourly Earnings	\$10.75

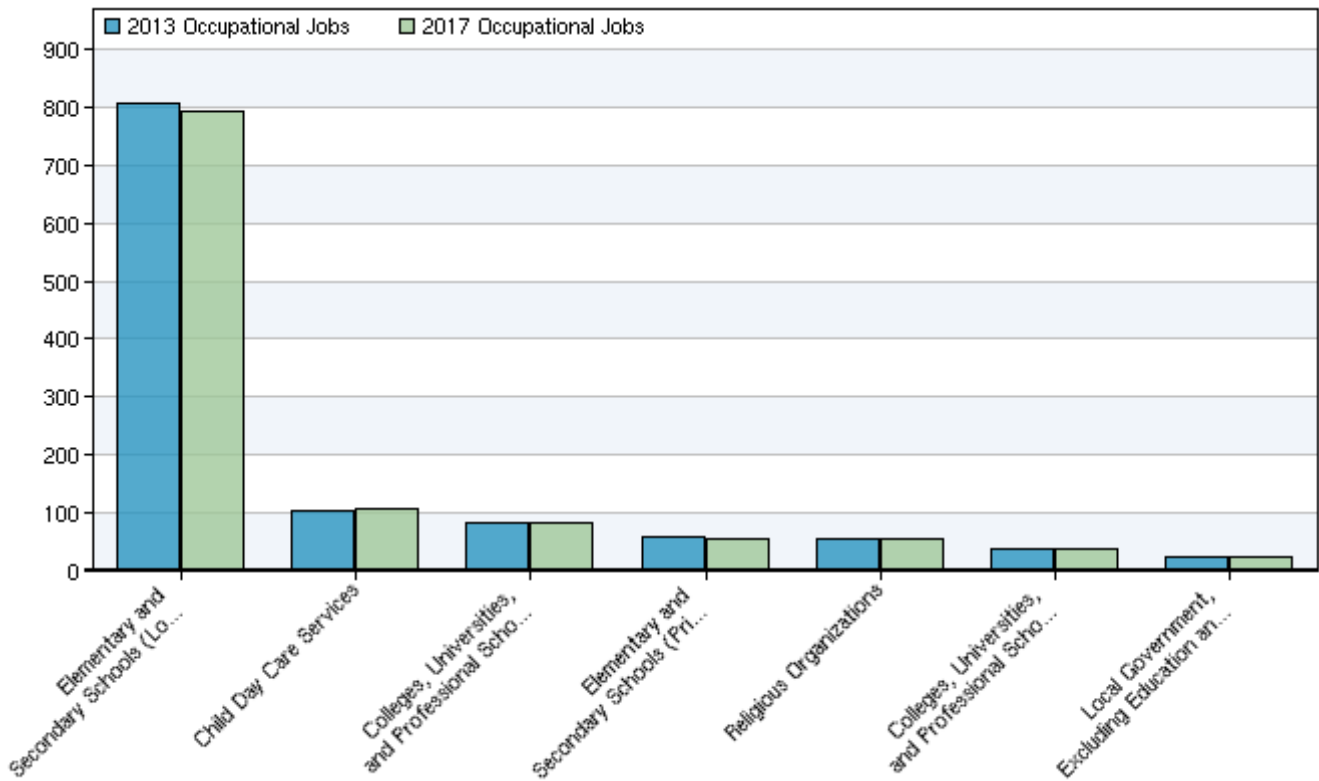
## Occupational Change Summary



Region	2013 Jobs	2017 Jobs	Change	% Change	Openings	2012 Median Hourly Earnings
Regional Total	1,295	1,299	4	0%	127	\$10.75
State Total	22,690	22,655	-35	0%	2,104	\$12.10
National Total	1,454,492	1,517,015	62,523	4%	186,701	\$11.53

Source: EMSI Complete Employment - 2012.2

## Top Industries for Selected Occupations

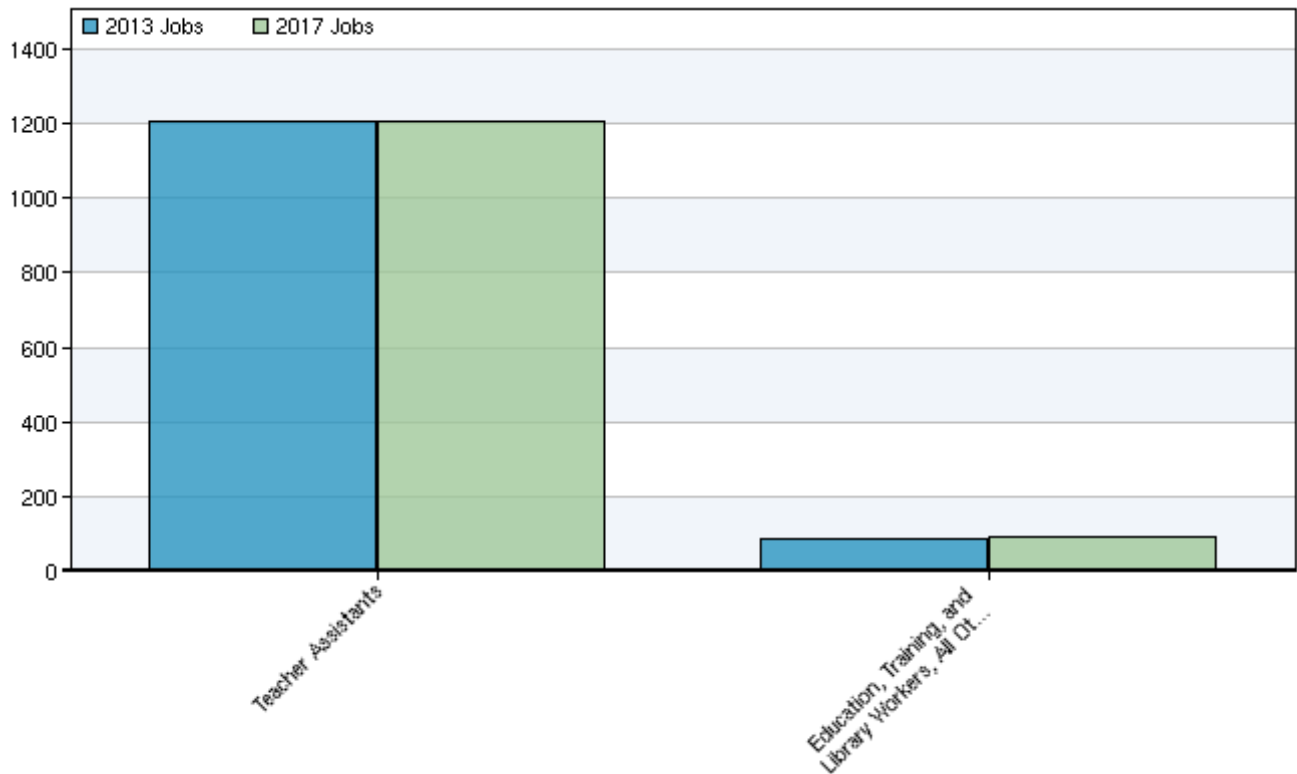


NAICS Code	Name	2013 Jobs	2017 Jobs	Change	% Change
903611	Elementary and Secondary Schools (Local Government)	805	792	-13	-2%
624410	Child Day Care Services	105	108	3	3%
903612	Colleges, Universities, and Professional Schools (Local Government)	84	84	0	0%
611110	Elementary and Secondary Schools (Private)	57	55	-2	-4%
813110	Religious Organizations	55	56	1	2%
902612	Colleges, Universities, and Professional Schools (State Government)	39	39	0	0%
903999	Local Government, Excluding Education and	23	24	1	4%

NAICS Code	Name	2013 Jobs	2017 Jobs	Change	% Change
	Hospitals				

Source: EMSI Complete Employment - 2012.2

## Occupational Breakdown



SOC Code	Description	2013 Jobs	2017 Jobs	Openings	2012 Median Hourly Earnings
25-9041	Teacher Assistants	1,206	1,207	116	\$10.37
25-9099	Education, Training, and Library Workers, All Other	89	92	11	\$15.99
	Total	1,295	1,299	127	\$10.75

Source: EMSI Complete Employment - 2012.2

## Data Sources and Calculations

### Industry Data

In order to capture a complete picture of industry employment, EMSI basically combines covered employment

data from Quarterly Census of Employment and Wages (QCEW) produced by the Department of Labor with total employment data in Regional Economic Information System (REIS) published by the Bureau of Economic Analysis (BEA), augmented with County Business Patterns (CBP) and Nonemployer Statistics (NES) published by the U.S. Census Bureau. Projections are based on the latest available EMSI industry data, 15-year past local trends in each industry, growth rates in statewide and (where available) sub-state area industry projections published by individual state agencies, and (in part) growth rates in national projections from the Bureau of Labor Statistics.

## **Occupation Data**

Organizing regional employment information by occupation provides a workforce-oriented view of the regional economy. EMSI's occupation data are based on EMSI's industry data and regional staffing patterns taken from the Occupational Employment Statistics program (U.S. Bureau of Labor Statistics). Wage information is partially derived from the American Community Survey. The occupation-to-program (SOC-to-CIP) crosswalk is based on one from the U.S. Department of Education, with customizations by EMSI.

## **State Data Sources**

This report uses state data from the following agencies: Wisconsin Department of Workforce Development, Bureau of Workforce Information.