

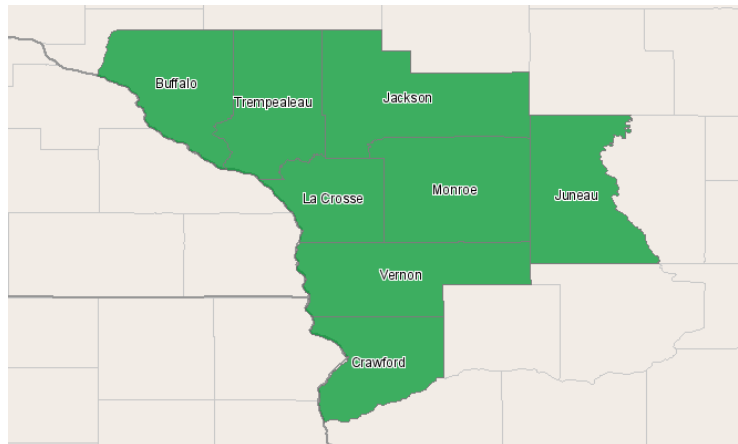
Western Technical College



400 Seventh Street
La Crosse, Wisconsin 54601
608.785.9200

Occupation Report for Interior Design Program August 28, 2012 2012 Third Quarter Data for 2013-2017 Projections

Western Technical College District



Region Info

Name: Western Technical College District

Description: Western district counties

County Areas: Buffalo, Wisconsin (55011), Crawford, Wisconsin (55023), Jackson, Wisconsin (55053), Juneau, Wisconsin (55057), La Crosse, Wisconsin (55063), Monroe, Wisconsin (55081), Trempealeau, Wisconsin (55121), Vernon, Wisconsin (55123)

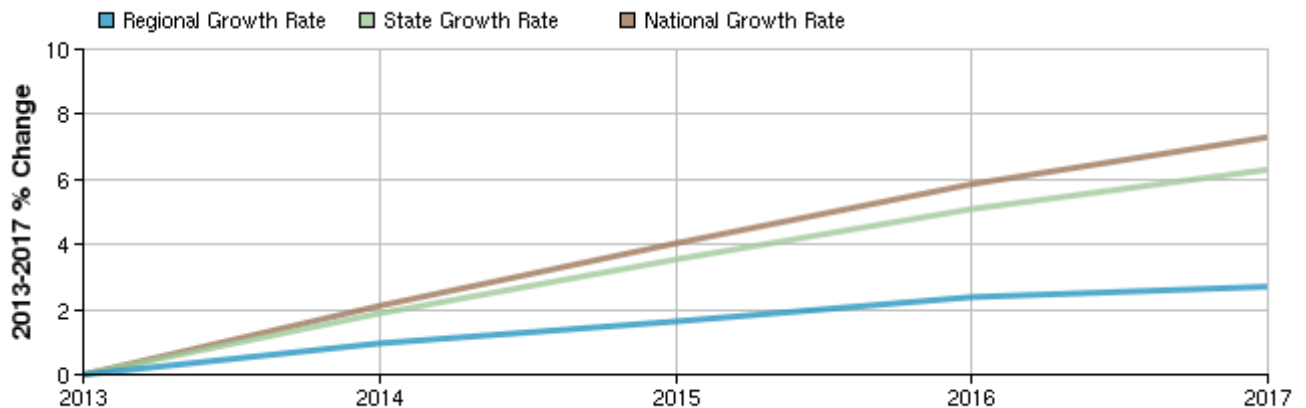
Selected Occupations

Occupation	Education Level
Interior Designers (SOC 27-1025)	Associate's degree

Executive Summary

Basic Information	
2013 Occupational Jobs	103
2017 Occupational Jobs	106
Total Change	3
Total % Change	2.91%
Openings	17
2012 Median Hourly Earnings	\$19.09

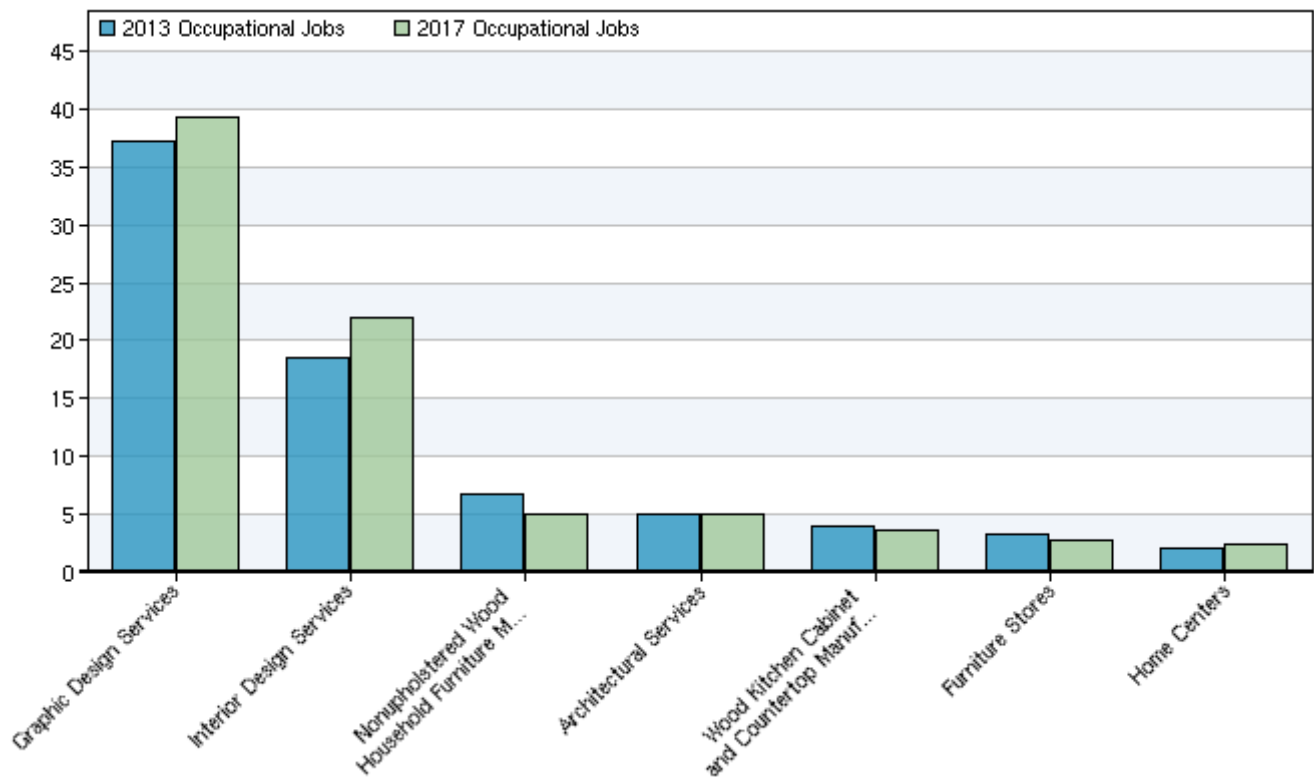
Occupational Change Summary



Region	2013 Jobs	2017 Jobs	Change	% Change	Openings	2012 Median Hourly Earnings
Regional Total	103	106	3	3%	17	\$19.09
State Total	2,360	2,509	149	6%	437	\$19.53
National Total	145,449	156,063	10,614	7%	28,200	\$20.87

Source: EMSI Complete Employment - 2012.2

Top Industries for Selected Occupation



NAICS Code	Name	2013 Jobs	2017 Jobs	Change	% Change
541430	Graphic Design Services	37	39	2	5%
541410	Interior Design Services	19	22	3	16%
337122	Nonupholstered Wood Household Furniture Manufacturing	<10	<10	--	--
541310	Architectural Services	<10	<10	--	--
337110	Wood Kitchen Cabinet and Countertop Manufacturing	<10	<10	--	--
442110	Furniture Stores	<10	<10	--	--
444110	Home Centers	<10	<10	--	--

Source: EMSI Complete Employment - 2012.2

Data Sources and Calculations

Industry Data

In order to capture a complete picture of industry employment, EMSI basically combines covered employment data from Quarterly Census of Employment and Wages (QCEW) produced by the Department of Labor with total employment data in Regional Economic Information System (REIS) published by the Bureau of Economic Analysis (BEA), augmented with County Business Patterns (CBP) and Nonemployer Statistics (NES) published by the U.S. Census Bureau. Projections are based on the latest available EMSI industry data, 15-year past local trends in each industry, growth rates in statewide and (where available) sub-state area industry projections published by individual state agencies, and (in part) growth rates in national projections from the Bureau of Labor Statistics.

State Data Sources

This report uses state data from the following agencies: Wisconsin Department of Workforce Development, Bureau of Workforce Information.