

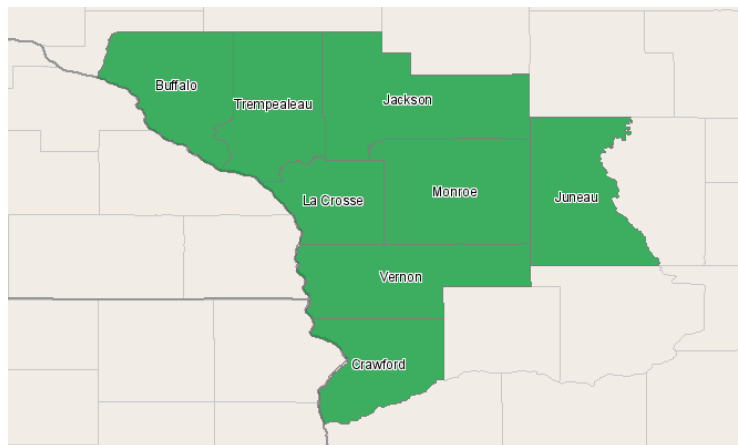
Western Technical College



400 Seventh Street
La Crosse, Wisconsin 54601
608.785.9200

Occupation Report Landscape Horticulture Program August 28, 2012 2012 Third Quarter Data for 2013-2017 Projections

Western Technical College District



Region Info

Name: Western Technical College District

Description: Western district counties

County Areas: Buffalo, Wisconsin (55011), Crawford, Wisconsin (55023), Jackson, Wisconsin (55053), Juneau, Wisconsin (55057), La Crosse, Wisconsin (55063), Monroe, Wisconsin (55081), Trempealeau, Wisconsin (55121), Vernon, Wisconsin (55123)

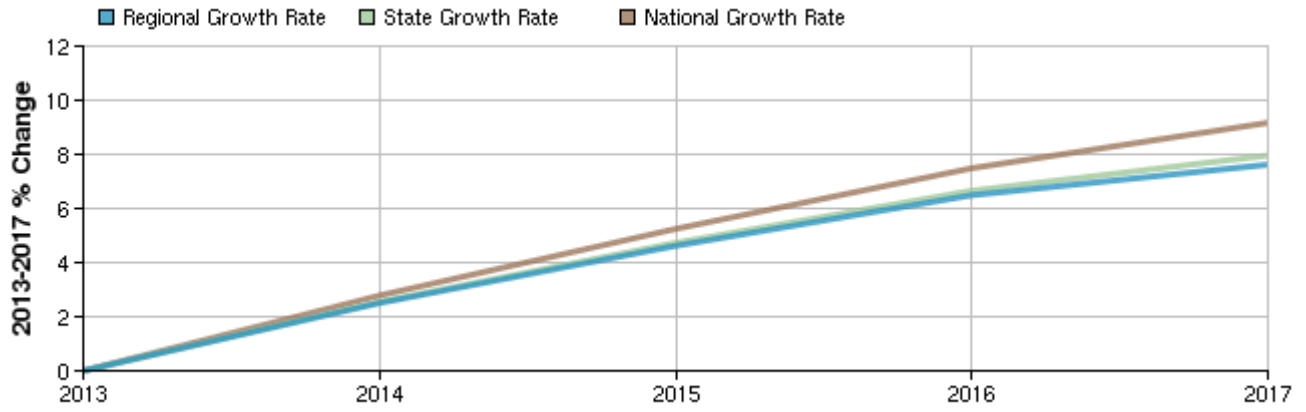
Selected Occupations

Occupation	Education Level
Landscape Architects (SOC 17-1012)	Bachelor's degree
Forest and Conservation Technicians (SOC 19-4093)	Associate's degree
First-Line Supervisors/Managers of Landscaping, Lawn Service, and Groundskeeping Workers (SOC 37-1012)	Work experience in a related occupation
Pesticide Handlers, Sprayers, and Applicators, Vegetation (SOC 37-3012)	Moderate-term on-the-job training
Tree Trimmers and Pruners (SOC 37-3013)	Short-term on-the-job training
Grounds Maintenance Workers, All Other (SOC 37-3019)	Short-term on-the-job training

Executive Summary

Basic Information	
2013 Occupational Jobs	310
2017 Occupational Jobs	333
Total Change	23
Total % Change	7.10%
Openings	45
2012 Median Hourly Earnings	\$16.67

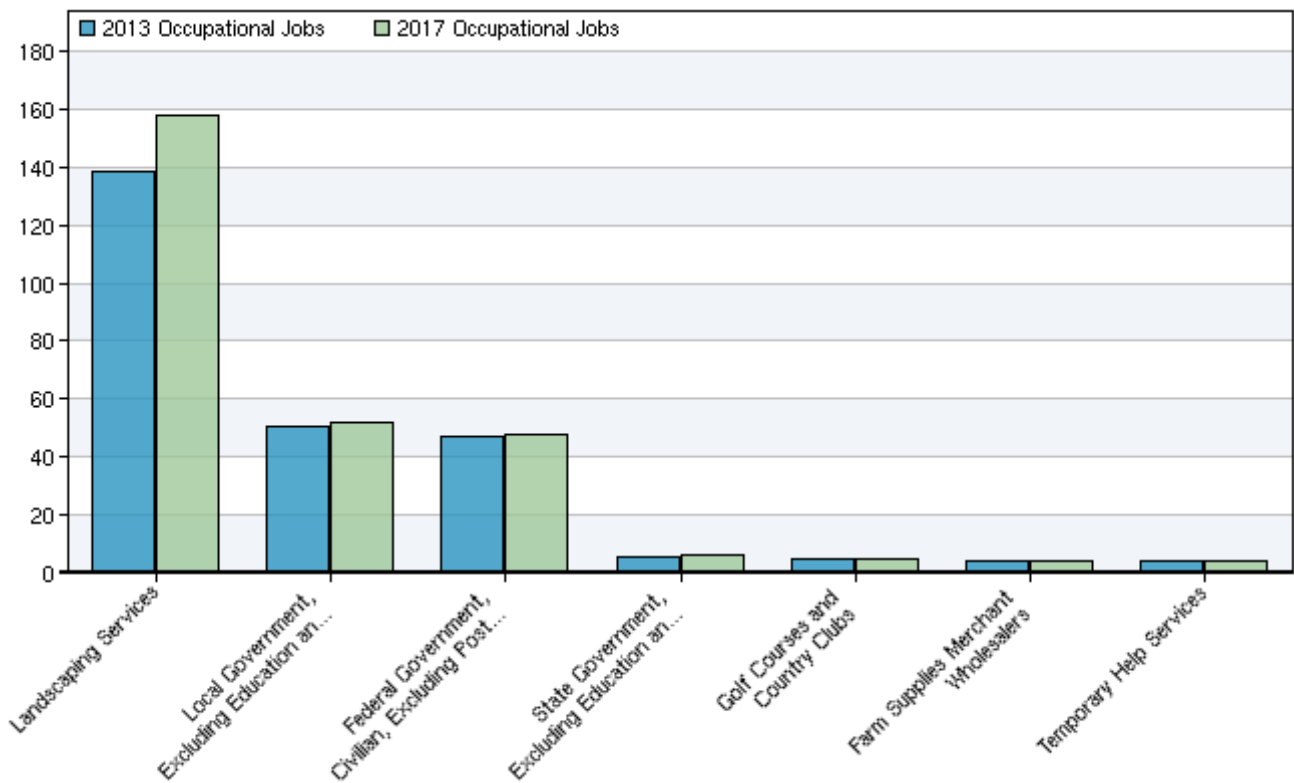
Occupational Change Summary



Region	2013 Jobs	2017 Jobs	Change	% Change	Openings	2012 Median Hourly Earnings
Regional Total	310	333	23	7%	45	\$16.67
State Total	5,779	6,238	459	8%	801	\$19.35
National Total	375,964	410,426	34,462	9%	56,976	\$18.07

Source: EMSI Complete Employment - 2012.2

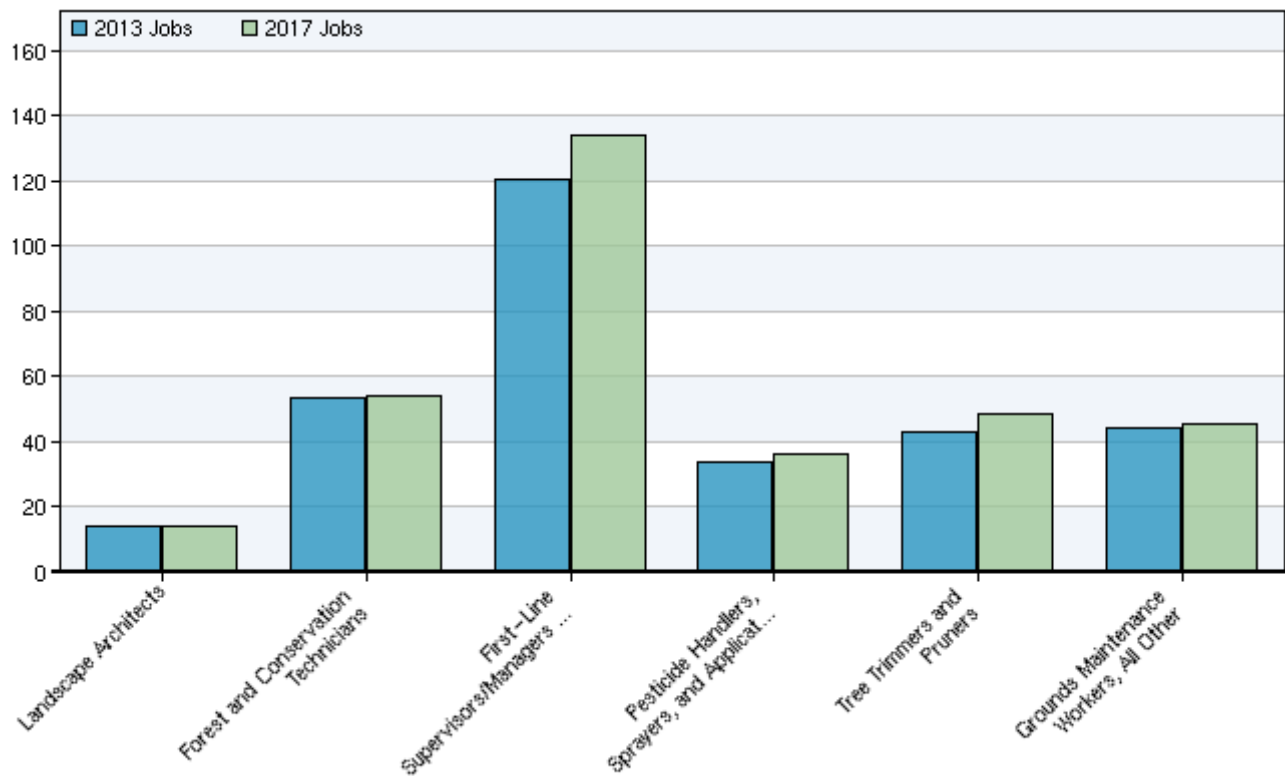
Top Industries for Selected Occupations



NAICS Code	Name	2013 Jobs	2017 Jobs	Change	% Change
561730	Landscaping Services	139	158	19	14%
903999	Local Government, Excluding Education and Hospitals	50	52	2	4%
901199	Federal Government, Civilian, Excluding Postal Service	47	48	1	2%
902999	State Government, Excluding Education and Hospitals	<10	<10	--	--
713910	Golf Courses and Country Clubs	<10	<10	--	--
424910	Farm Supplies Merchant Wholesalers	<10	<10	--	--
561320	Temporary Help Services	<10	<10	--	--

Source: EMSI Complete Employment - 2012.2

Occupational Breakdown



SOC Code	Description	2013 Jobs	2017 Jobs	Openings	2012 Median Hourly Earnings
17-1012	Landscape Architects	14	14	1	\$21.16
19-4093	Forest and Conservation Technicians	54	54	10	\$16.70
37-1012	First-Line Supervisors/Managers of Landscaping, Lawn Service, and	121	134	18	\$20.17

SOC Code	Description	2013 Jobs	2017 Jobs	Openings	2012 Median Hourly Earnings
	Groundskeeping Workers				
37-3012	Pesticide Handlers, Sprayers, and Applicators, Vegetation	34	36	4	\$14.03
37-3013	Tree Trimmers and Pruners	43	48	8	\$13.13
37-3019	Grounds Maintenance Workers, All Other	44	46	3	\$11.27
	Total	310	333	45	\$16.67

Source: EMSI Complete Employment - 2012.2

Data Sources and Calculations

Industry Data

In order to capture a complete picture of industry employment, EMSI basically combines covered employment data from Quarterly Census of Employment and Wages (QCEW) produced by the Department of Labor with total employment data in Regional Economic Information System (REIS) published by the Bureau of Economic Analysis (BEA), augmented with County Business Patterns (CBP) and Nonemployer Statistics (NES) published by the U.S. Census Bureau. Projections are based on the latest available EMSI industry data, 15-year past local trends in each industry, growth rates in statewide and (where available) sub-state area industry projections published by individual state agencies, and (in part) growth rates in national projections from the Bureau of Labor Statistics.

Occupation Data

Organizing regional employment information by occupation provides a workforce-oriented view of the regional economy. EMSI's occupation data are based on EMSI's industry data and regional staffing patterns taken from the Occupational Employment Statistics program (U.S. Bureau of Labor Statistics). Wage information is partially derived from the American Community Survey. The occupation-to-program (SOC-to-CIP) crosswalk is based on one from the U.S. Department of Education, with customizations by EMSI.

State Data Sources

This report uses state data from the following agencies: Wisconsin Department of Workforce Development, Bureau of Workforce Information.