

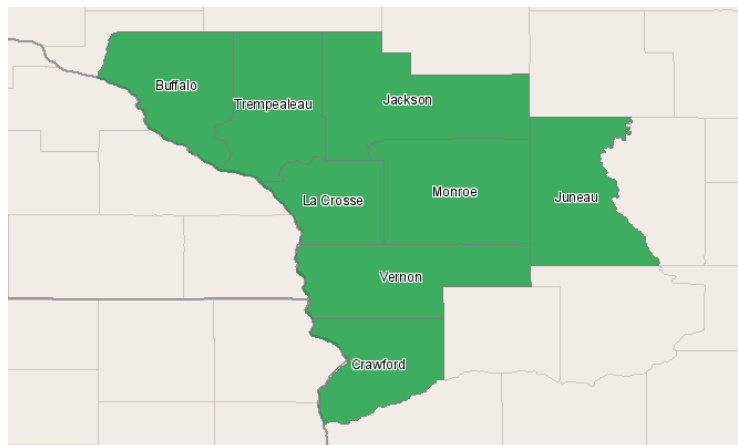
Western Technical College



400 Seventh Street
La Crosse, Wisconsin 54601
608.785.9200

Occupation Report for Machine Tool Operation Program August 28, 2012 2012 Third Quarter Data for 2013-2017 Projections

Western Technical College District



Region Info

Name: Western Technical College District

Description: Western district counties

County Areas: Buffalo, Wisconsin (55011), Crawford, Wisconsin (55023), Jackson, Wisconsin (55053), Juneau, Wisconsin (55057), La Crosse, Wisconsin (55063), Monroe, Wisconsin (55081), Trempealeau, Wisconsin (55121), Vernon, Wisconsin (55123)

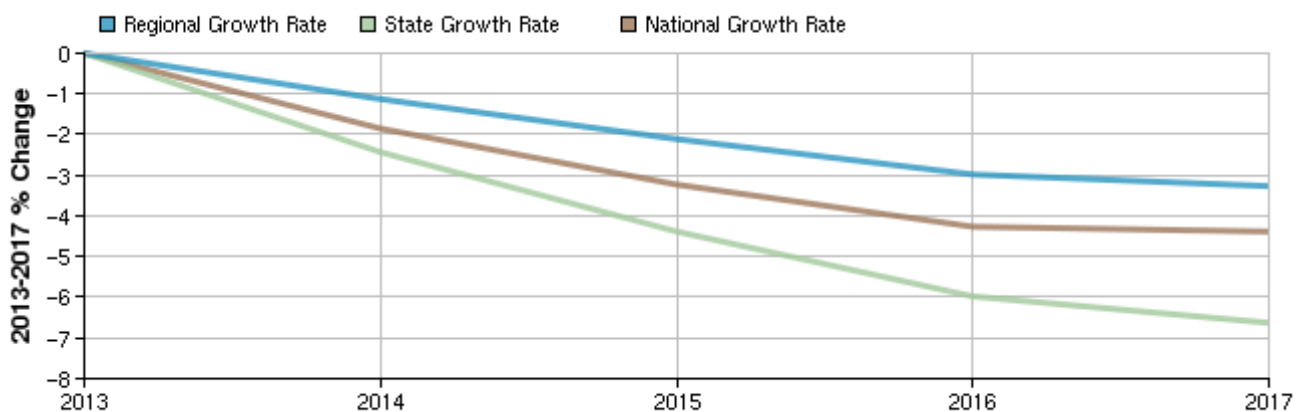
Selected Occupations

Occupation	Education Level
Grinding, Lapping, Polishing, and Buffing Machine Tool Setters, Operators, and Tenders, Metal and Plastic (SOC 51-4033)	Moderate-term on-the-job training
Machinists (SOC 51-4041)	Long-term on-the-job training
Tool and Die Makers (SOC 51-4111)	Long-term on-the-job training

Executive Summary

Basic Information	
2013 Occupational Jobs	856
2017 Occupational Jobs	828
Total Change	-28
Total % Change	-3.15%
Openings	52
2012 Median Hourly Earnings	\$17.09

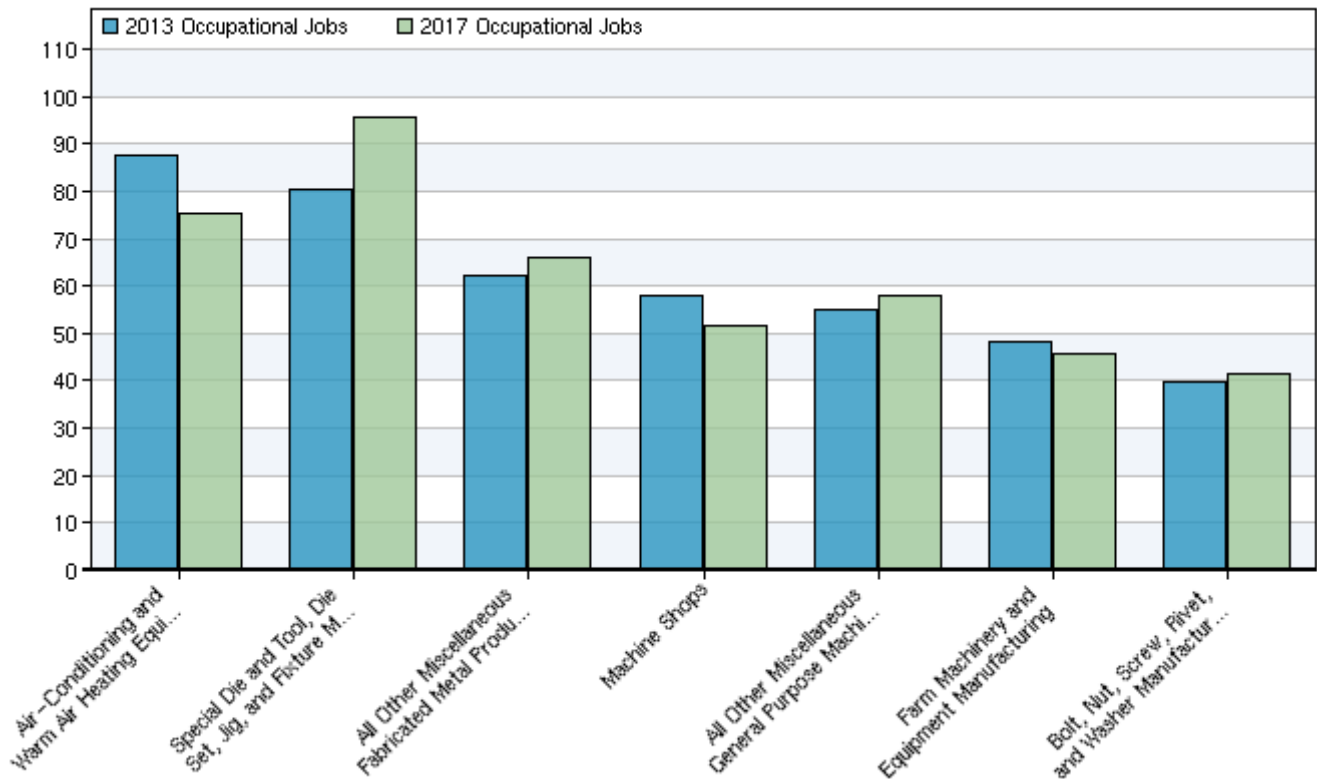
Occupational Change Summary



Region	2013 Jobs	2017 Jobs	Change	% Change	Openings	2012 Median Hourly Earnings
Regional Total	856	828	-28	-3%	52	\$17.09
State Total	23,920	22,335	-1,585	-7%	1,375	\$18.51
National Total	548,377	524,335	-24,042	-4%	36,957	\$18.22

Source: EMSI Complete Employment - 2012.2

Top Industries for Selected Occupations

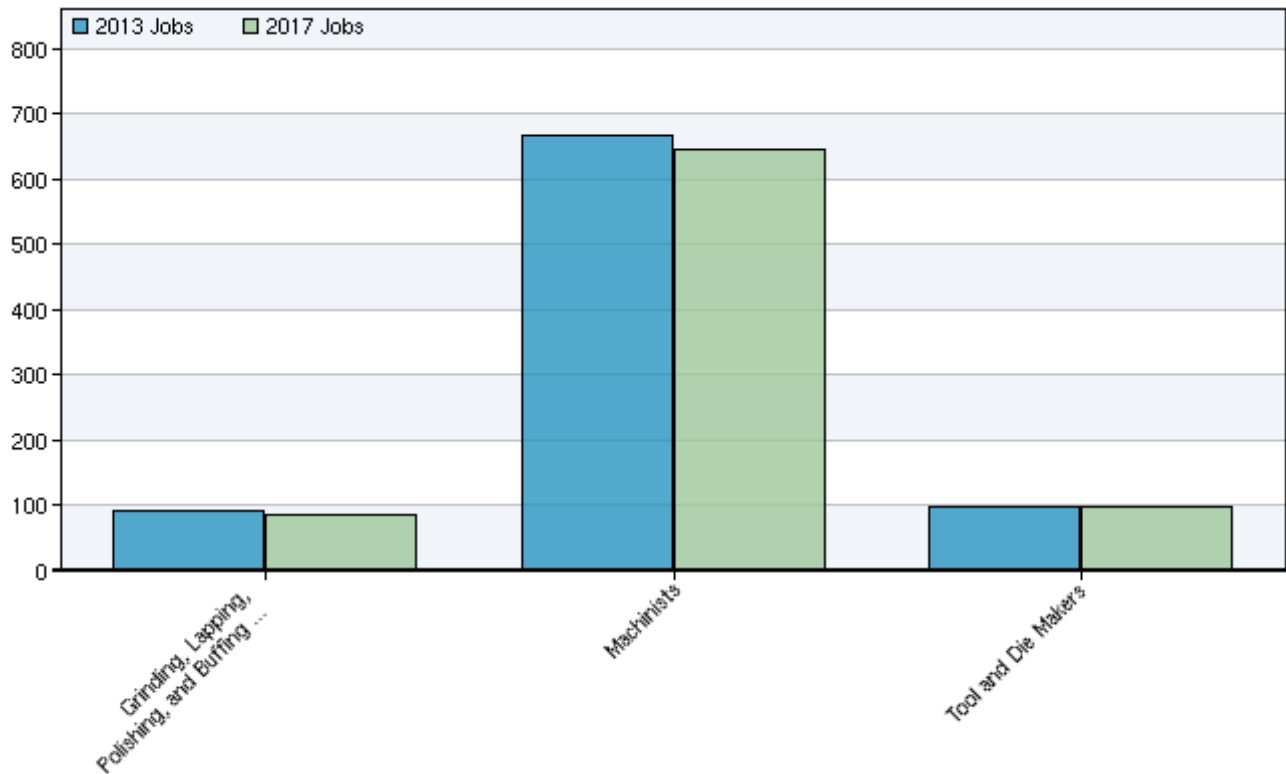


NAICS Code	Name	2013 Jobs	2017 Jobs	Change	% Change
333415	Air-Conditioning and Warm Air Heating Equipment and Commercial and Industrial Refrigeration Equipment Manufacturing	88	75	-13	-15%
333514	Special Die and Tool, Die Set, Jig, and Fixture Manufacturing	80	96	16	20%
332999	All Other Miscellaneous Fabricated Metal Product Manufacturing	62	66	4	6%
332710	Machine Shops	58	52	-6	-10%
333999	All Other Miscellaneous General Purpose Machinery Manufacturing	55	58	3	5%

NAICS Code	Name	2013 Jobs	2017 Jobs	Change	% Change
333111	Farm Machinery and Equipment Manufacturing	48	46	-2	-4%
332722	Bolt, Nut, Screw, Rivet, and Washer Manufacturing	40	42	2	5%

Source: EMSI Complete Employment - 2012.2

Occupational Breakdown



SOC Code	Description	2013 Jobs	2017 Jobs	Openings	2012 Median Hourly Earnings
51-4033	Grinding, Lapping, Polishing, and Buffing Machine Tool Setters, Operators, and Tenders, Metal and Plastic	92	86	6	\$13.43
51-4041	Machinists	667	646	40	\$17.24
51-4111	Tool and Die Makers	97	97	7	\$19.53
	Total	856	828	52	\$17.09

Source: EMSI Complete Employment - 2012.2

Data Sources and Calculations

Industry Data

In order to capture a complete picture of industry employment, EMSI basically combines covered employment data from Quarterly Census of Employment and Wages (QCEW) produced by the Department of Labor with total employment data in Regional Economic Information System (REIS) published by the Bureau of Economic Analysis (BEA), augmented with County Business Patterns (CBP) and Nonemployer Statistics (NES) published by the U.S. Census Bureau. Projections are based on the latest available EMSI industry data, 15-year past local trends in each industry, growth rates in statewide and (where available) sub-state area industry projections published by individual state agencies, and (in part) growth rates in national projections from the Bureau of Labor Statistics.

Occupation Data

Organizing regional employment information by occupation provides a workforce-oriented view of the regional economy. EMSI's occupation data are based on EMSI's industry data and regional staffing patterns taken from the Occupational Employment Statistics program (U.S. Bureau of Labor Statistics). Wage information is partially derived from the American Community Survey. The occupation-to-program (SOC-to-CIP) crosswalk is based on one from the U.S. Department of Education, with customizations by EMSI.

State Data Sources

This report uses state data from the following agencies: Wisconsin Department of Workforce Development, Bureau of Workforce Information.