

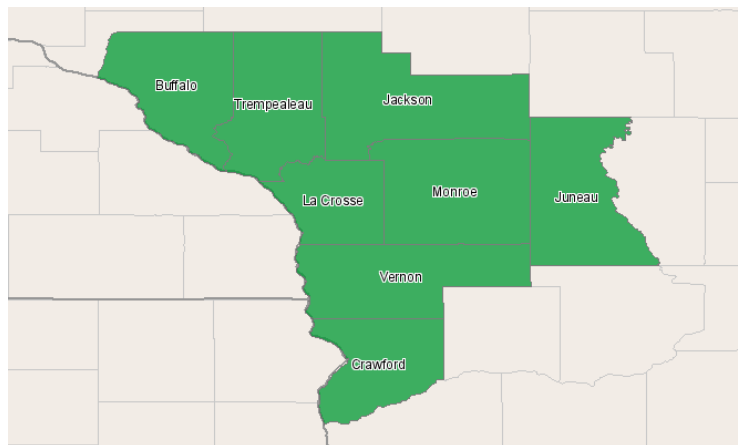
Western Technical College



400 Seventh Street
La Crosse, Wisconsin 54601
608.785.9200

Occupation Report for Medical Assistant Program August 28, 2012 2012 Third Quarter Data for 2013-2017 Projections

Western Technical College District



Region Info

Name: Western Technical College District

Description: Western district counties

County Areas: Buffalo, Wisconsin (55011), Crawford, Wisconsin (55023), Jackson, Wisconsin (55053), Juneau, Wisconsin (55057), La Crosse, Wisconsin (55063), Monroe, Wisconsin (55081), Trempealeau, Wisconsin (55121), Vernon, Wisconsin (55123)

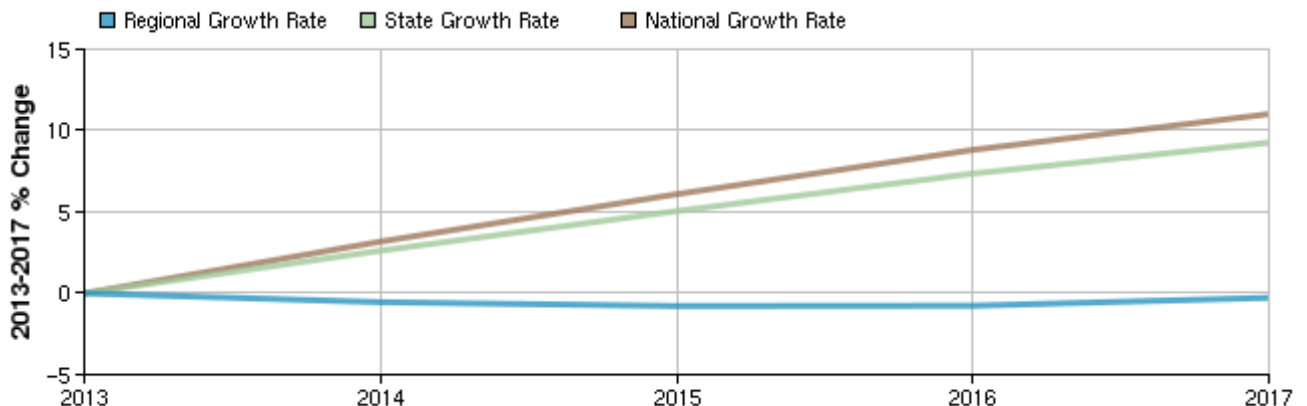
Selected Occupations

Occupation	Education Level
Medical Assistants (SOC 31-9092)	Moderate-term on-the-job training

Executive Summary

Basic Information	
2013 Occupational Jobs	474
2017 Occupational Jobs	473
Total Change	-1
Total % Change	-0.21%
Openings	46
2012 Median Hourly Earnings	\$13.04

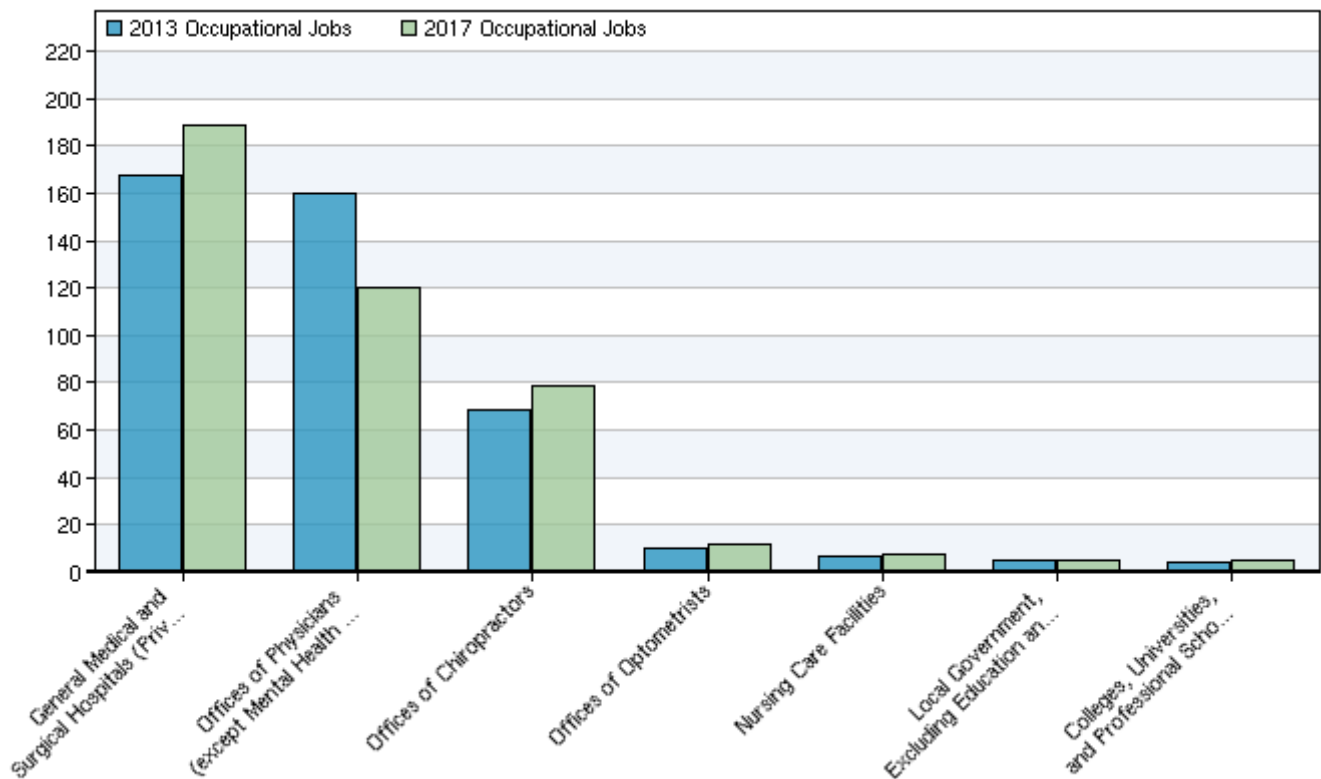
Occupational Change Summary



Region	2013 Jobs	2017 Jobs	Change	% Change	Openings	2012 Median Hourly Earnings
Regional Total	474	473	-1	0%	46	\$13.04
State Total	11,131	12,161	1,030	9%	1,551	\$14.44
National Total	572,383	635,430	63,047	11%	87,971	\$13.80

Source: EMSI Complete Employment - 2012.2

Top Industries for Selected Occupation



NAICS Code	Name	2013 Jobs	2017 Jobs	Change	% Change
622110	General Medical and Surgical Hospitals (Private)	167	188	21	13%
621111	Offices of Physicians (except Mental Health Specialists)	160	121	-39	-24%
621310	Offices of Chiropractors	69	78	9	13%
621320	Offices of Optometrists	<10	12	--	--
623110	Nursing Care Facilities	<10	<10	--	--
903999	Local Government, Excluding Education and Hospitals	<10	<10	--	--
611310	Colleges, Universities, and Professional Schools (Private)	<10	<10	--	--

Data Sources and Calculations

Industry Data

In order to capture a complete picture of industry employment, EMSI basically combines covered employment data from Quarterly Census of Employment and Wages (QCEW) produced by the Department of Labor with total employment data in Regional Economic Information System (REIS) published by the Bureau of Economic Analysis (BEA), augmented with County Business Patterns (CBP) and Nonemployer Statistics (NES) published by the U.S. Census Bureau. Projections are based on the latest available EMSI industry data, 15-year past local trends in each industry, growth rates in statewide and (where available) sub-state area industry projections published by individual state agencies, and (in part) growth rates in national projections from the Bureau of Labor Statistics.

State Data Sources

This report uses state data from the following agencies: Wisconsin Department of Workforce Development, Bureau of Workforce Information.