

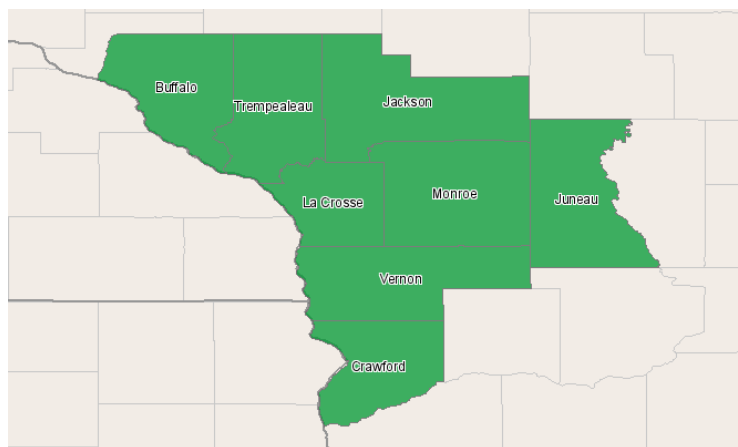
Western Technical College



400 Seventh Street
La Crosse, Wisconsin 54601
608.785.9200

Occupation Report for Medical Coding Specialist Program August 28, 2012 2012 Third Quarter Data for 2013-2017 Projections

Western Technical College District



Region Info

Name: Western Technical College District

Description: Western district counties

County Areas: Buffalo, Wisconsin (55011), Crawford, Wisconsin (55023), Jackson, Wisconsin (55053), Juneau, Wisconsin (55057), La Crosse, Wisconsin (55063), Monroe, Wisconsin (55081), Trempealeau, Wisconsin (55121), Vernon, Wisconsin (55123)

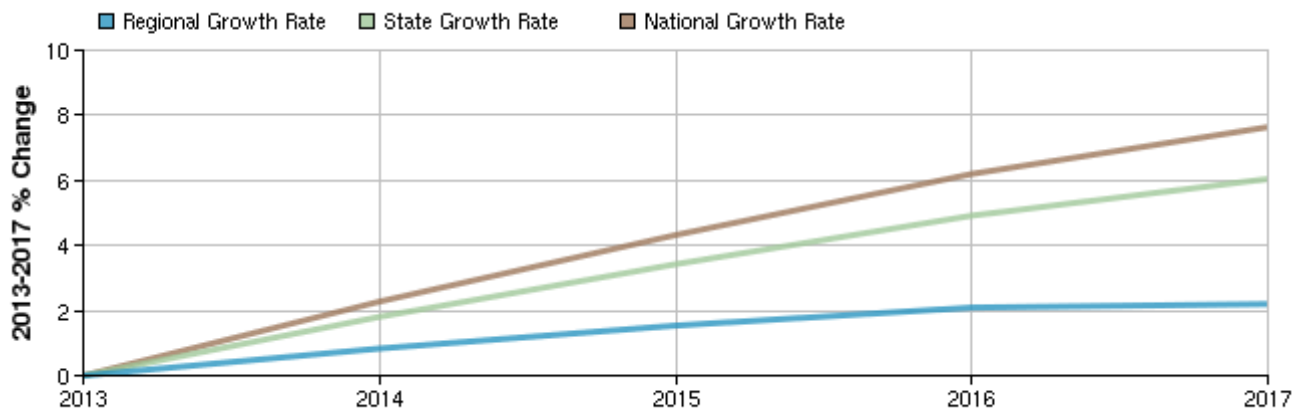
Selected Occupations

Occupation	Education Level
Medical Records and Health Information Technicians (SOC 29-2071)	Associate's degree

Executive Summary

Basic Information	
2013 Occupational Jobs	291
2017 Occupational Jobs	297
Total Change	6
Total % Change	2.06%
Openings	30
2012 Median Hourly Earnings	\$15.95

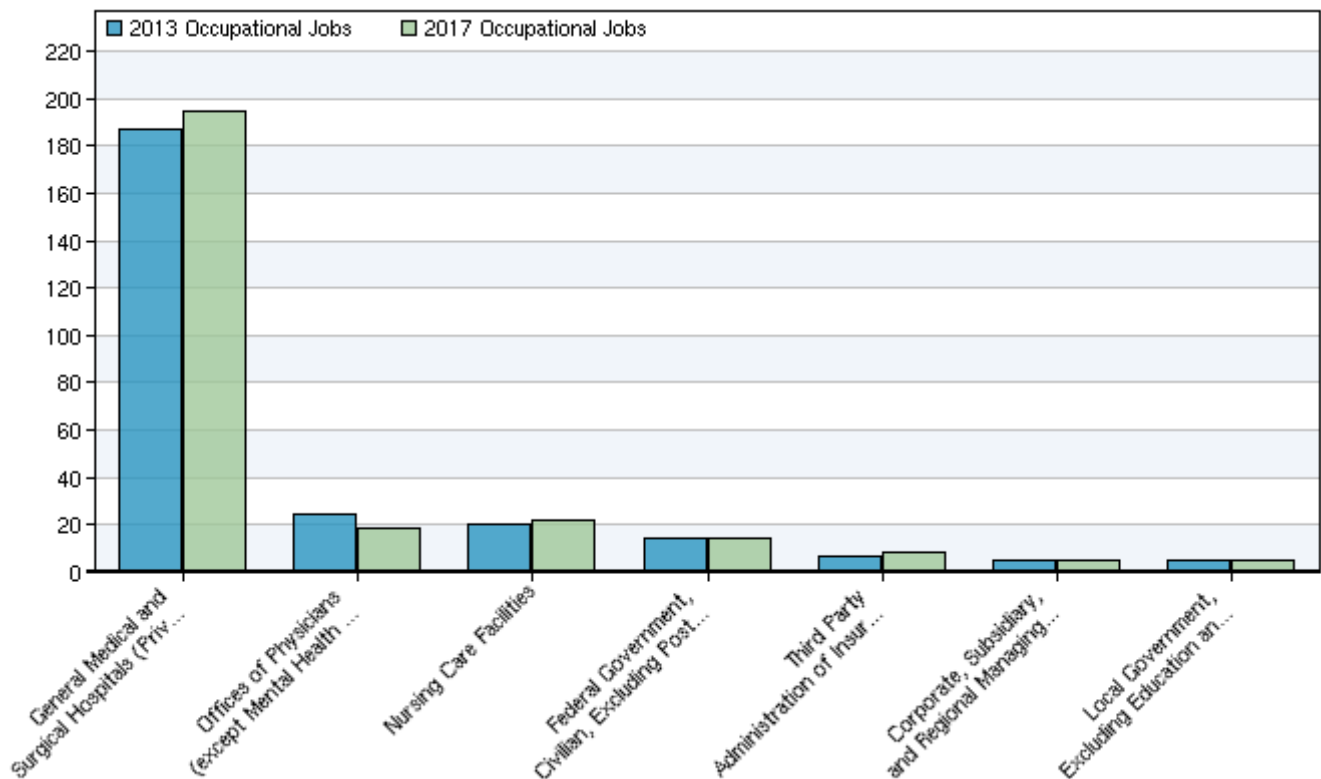
Occupational Change Summary



Region	2013 Jobs	2017 Jobs	Change	% Change	Openings	2012 Median Hourly Earnings
Regional Total	291	297	6	2%	30	\$15.95
State Total	3,984	4,225	241	6%	563	\$16.50
National Total	182,335	196,262	13,927	8%	28,505	\$15.04

Source: EMSI Complete Employment - 2012.2

Top Industries for Selected Occupation



NAICS Code	Name	2013 Jobs	2017 Jobs	Change	% Change
622110	General Medical and Surgical Hospitals (Private)	187	195	8	4%
621111	Offices of Physicians (except Mental Health Specialists)	24	18	-6	-25%
623110	Nursing Care Facilities	20	22	2	10%
901199	Federal Government, Civilian, Excluding Postal Service	14	14	0	0%
524292	Third Party Administration of Insurance and Pension Funds	<10	<10	--	--
551114	Corporate, Subsidiary, and Regional Managing Offices	<10	<10	--	--
903999	Local Government, Excluding Education and	<10	<10	--	--

NAICS Code	Name	2013 Jobs	2017 Jobs	Change	% Change
	Hospitals				

Source: EMSI Complete Employment - 2012.2

Data Sources and Calculations

Industry Data

In order to capture a complete picture of industry employment, EMSI basically combines covered employment data from Quarterly Census of Employment and Wages (QCEW) produced by the Department of Labor with total employment data in Regional Economic Information System (REIS) published by the Bureau of Economic Analysis (BEA), augmented with County Business Patterns (CBP) and Nonemployer Statistics (NES) published by the U.S. Census Bureau. Projections are based on the latest available EMSI industry data, 15-year past local trends in each industry, growth rates in statewide and (where available) sub-state area industry projections published by individual state agencies, and (in part) growth rates in national projections from the Bureau of Labor Statistics.

State Data Sources

This report uses state data from the following agencies: Wisconsin Department of Workforce Development, Bureau of Workforce Information.