

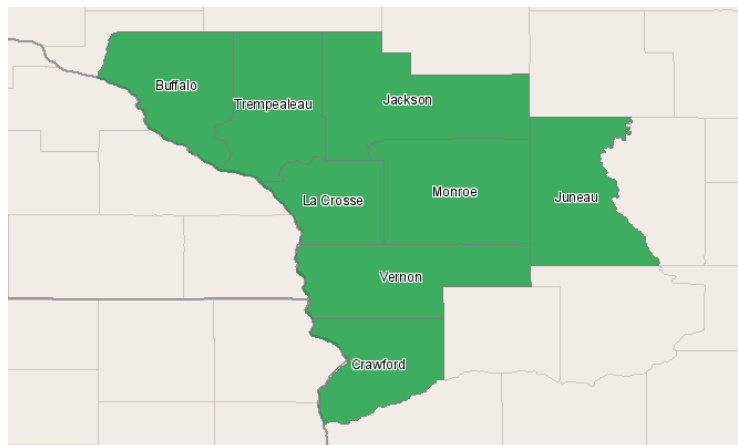
# Western Technical College



400 Seventh Street  
La Crosse, Wisconsin 54601  
608.785.9200

## Occupation Report for Nursing Assistant Program August 28, 2012 2012 Third Quarter Data for 2013-2017 Projections

Western Technical College District



## Region Info

Name: Western Technical College District

Description: Western district counties

County Areas: Buffalo, Wisconsin (55011), Crawford, Wisconsin (55023), Jackson, Wisconsin (55053), Juneau, Wisconsin (55057), La Crosse, Wisconsin (55063), Monroe, Wisconsin (55081), Trempealeau, Wisconsin (55121), Vernon, Wisconsin (55123)

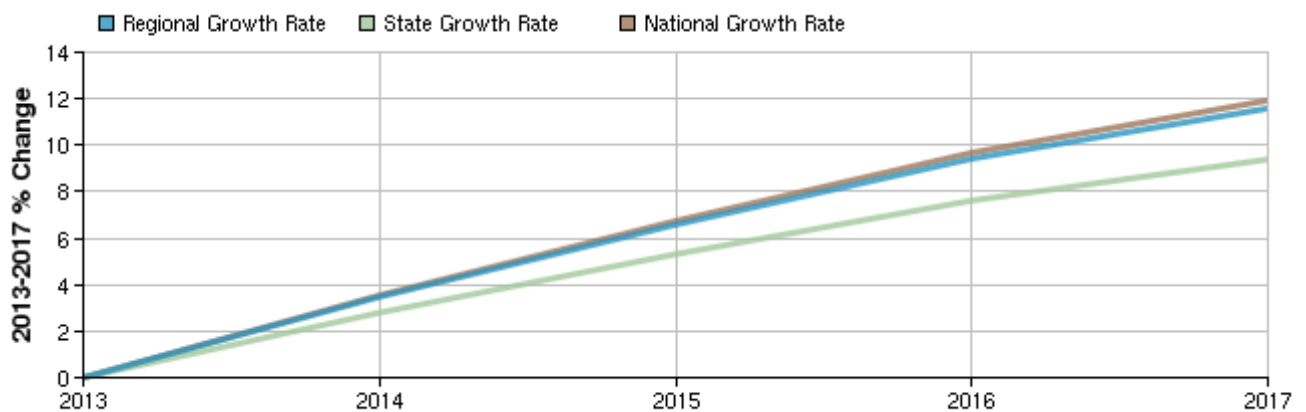
## Selected Occupations

Occupation	Education Level
Home Health Aides (SOC 31-1011)	Short-term on-the-job training
Nursing Aides, Orderlies, and Attendants (SOC 31-1012)	Postsecondary vocational award
Psychiatric Aides (SOC 31-1013)	Short-term on-the-job training

## Executive Summary

Basic Information	
2013 Occupational Jobs	3,806
2017 Occupational Jobs	4,247
Total Change	441
Total % Change	11.56%
Openings	587
2012 Median Hourly Earnings	\$11.23

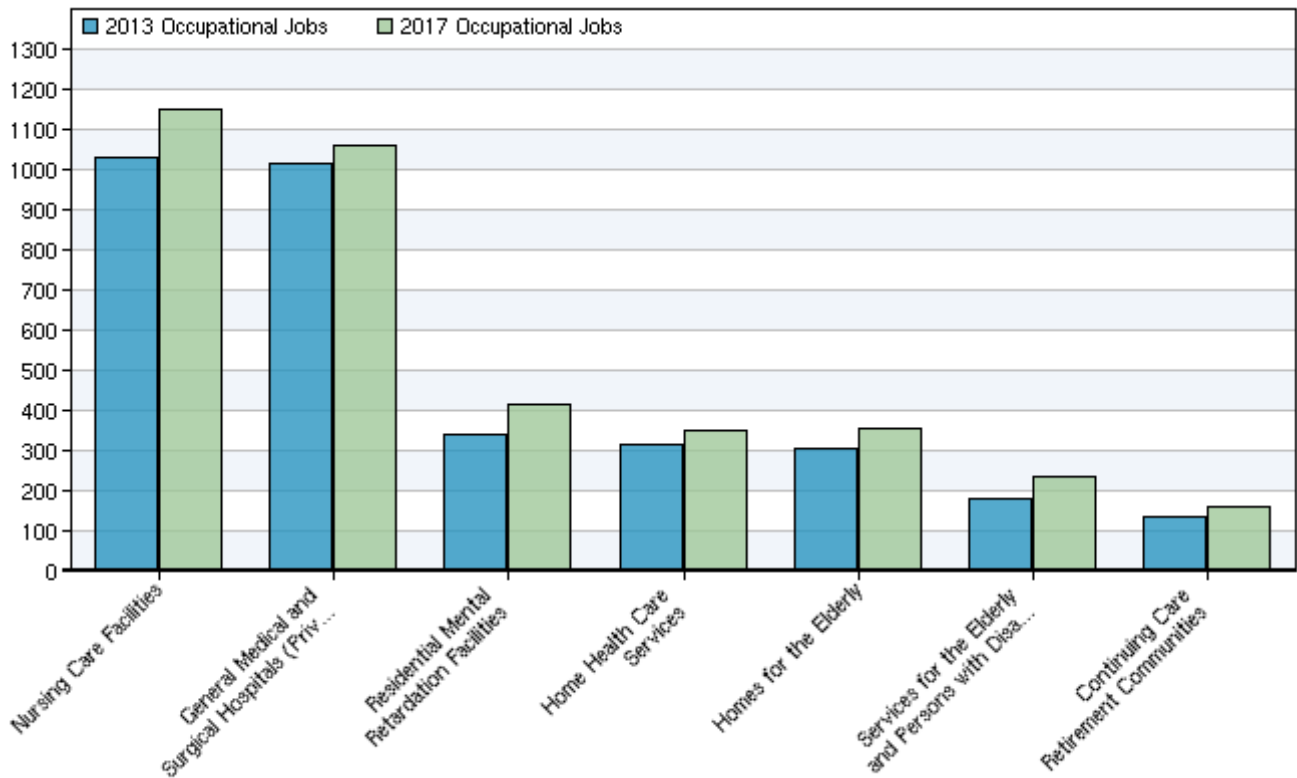
## Occupational Change Summary



Region	2013 Jobs	2017 Jobs	Change	% Change	Openings	2012 Median Hourly Earnings
Regional Total	3,806	4,247	441	12%	587	\$11.23
State Total	68,791	75,249	6,458	9%	9,317	\$11.24
National Total	3,105,256	3,475,582	370,326	12%	492,580	\$10.74

Source: EMSI Complete Employment - 2012.2

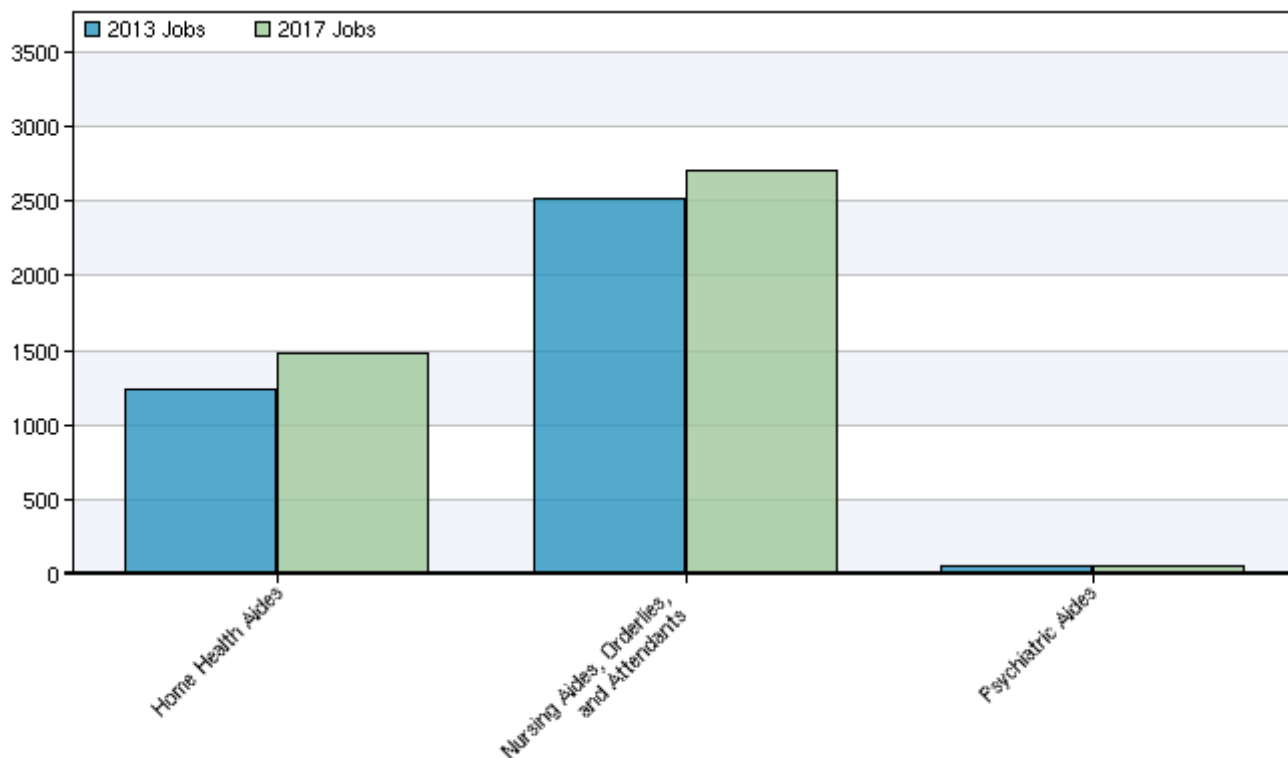
## Top Industries for Selected Occupations



NAICS Code	Name	2013 Jobs	2017 Jobs	Change	% Change
623110	Nursing Care Facilities	1,028	1,150	122	12%
622110	General Medical and Surgical Hospitals (Private)	1,014	1,059	45	4%
623210	Residential Mental Retardation Facilities	339	415	76	22%
621610	Home Health Care Services	314	352	38	12%
623312	Homes for the Elderly	306	357	51	17%
624120	Services for the Elderly and Persons with Disabilities	181	236	55	30%
623311	Continuing Care Retirement Communities	134	158	24	18%

Source: EMSI Complete Employment - 2012.2

## Occupational Breakdown



SOC Code	Description	2013 Jobs	2017 Jobs	Openings	2012 Median Hourly Earnings
31-1011	Home Health Aides	1,244	1,486	289	\$9.80
31-1012	Nursing Aides, Orderlies, and Attendants	2,515	2,710	293	\$11.93
31-1013	Psychiatric Aides	47	50	5	\$10.16
	Total	3,806	4,247	587	\$11.23

Source: EMSI Complete Employment - 2012.2

## Data Sources and Calculations

### Industry Data

In order to capture a complete picture of industry employment, EMSI basically combines covered employment data from Quarterly Census of Employment and Wages (QCEW) produced by the Department of Labor with total employment data in Regional Economic Information System (REIS) published by the Bureau of Economic Analysis (BEA), augmented with County Business Patterns (CBP) and Nonemployer Statistics (NES) published by the U.S. Census Bureau. Projections are based on the latest available EMSI industry data, 15-year past local trends in each industry, growth rates in statewide and (where available) sub-state area industry projections

published by individual state agencies, and (in part) growth rates in national projections from the Bureau of Labor Statistics.

## **Occupation Data**

Organizing regional employment information by occupation provides a workforce-oriented view of the regional economy. EMSI's occupation data are based on EMSI's industry data and regional staffing patterns taken from the Occupational Employment Statistics program (U.S. Bureau of Labor Statistics). Wage information is partially derived from the American Community Survey. The occupation-to-program (SOC-to-CIP) crosswalk is based on one from the U.S. Department of Education, with customizations by EMSI.

## **State Data Sources**

This report uses state data from the following agencies: Wisconsin Department of Workforce Development, Bureau of Workforce Information.