

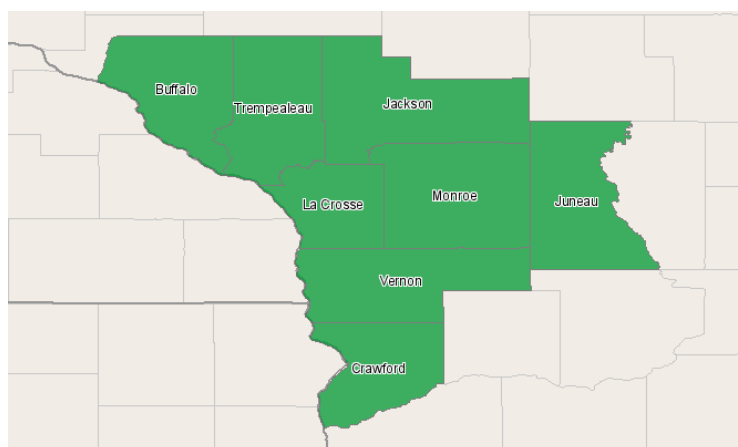
# Western Technical College



400 Seventh Street  
La Crosse, Wisconsin 54601  
608.785.9200

## Occupation Report for Practical Nursing Program August 28, 2012 2012 Third Quarter Data for 2013-2017 Projections

Western Technical College District



## Region Info

Name: Western Technical College District

Description: Western district counties

County Areas: Buffalo, Wisconsin (55011), Crawford, Wisconsin (55023), Jackson, Wisconsin (55053), Juneau, Wisconsin (55057), La Crosse, Wisconsin (55063), Monroe, Wisconsin (55081), Trempealeau, Wisconsin (55121), Vernon, Wisconsin (55123)

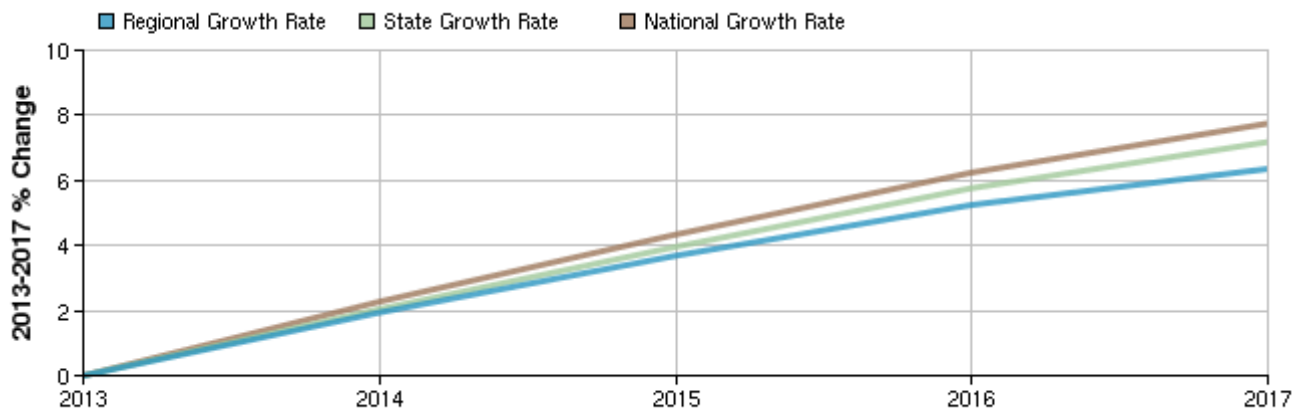
## Selected Occupations

Occupation	Education Level
Licensed Practical and Licensed Vocational Nurses (SOC 29-2061)	Postsecondary vocational award

## Executive Summary

Basic Information	
2013 Occupational Jobs	833
2017 Occupational Jobs	886
Total Change	53
Total % Change	6.36%
Openings	155
2012 Median Hourly Earnings	\$18.04

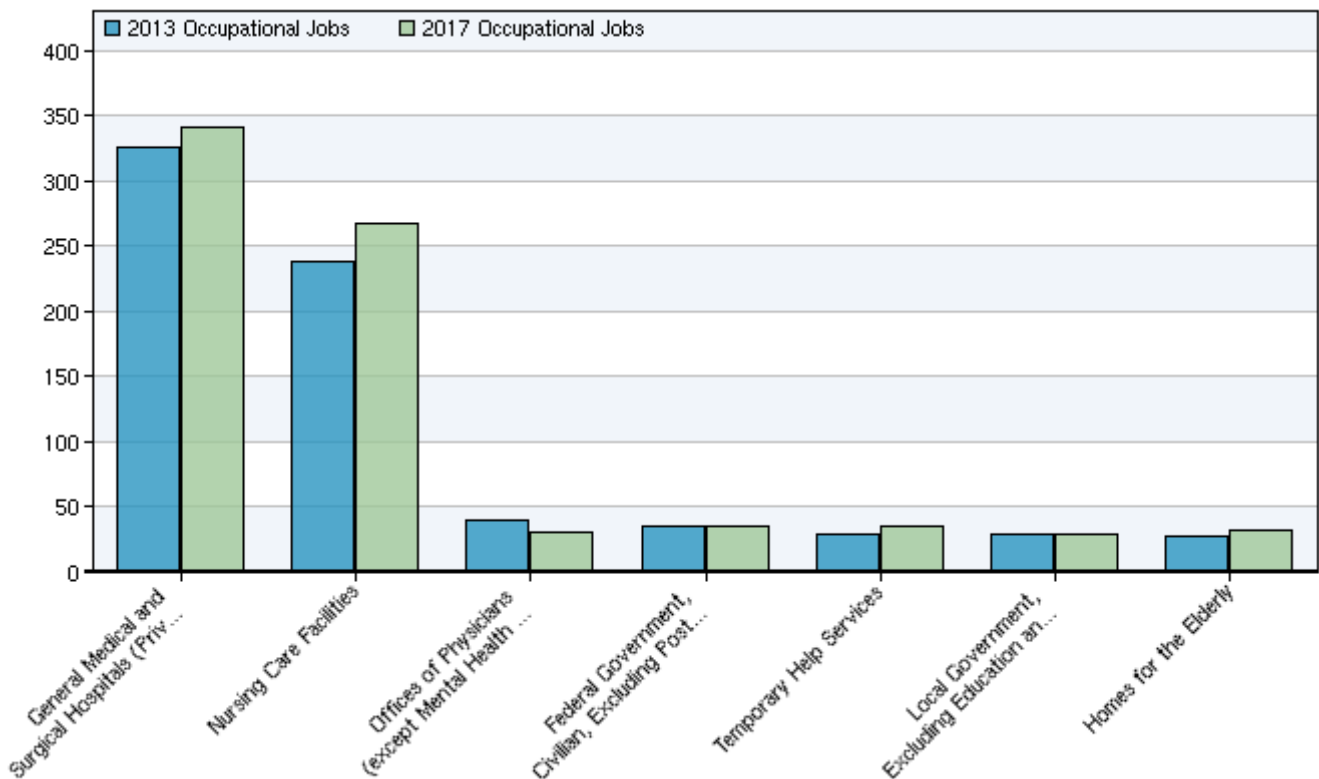
## Occupational Change Summary



Region	2013 Jobs	2017 Jobs	Change	% Change	Openings	2012 Median Hourly Earnings
Regional Total	833	886	53	6%	155	\$18.04
State Total	12,092	12,960	868	7%	2,356	\$19.25
National Total	800,918	862,989	62,071	8%	160,635	\$19.11

Source: EMSI Complete Employment - 2012.2

## Top Industries for Selected Occupation



NAICS Code	Name	2013 Jobs	2017 Jobs	Change	% Change
622110	General Medical and Surgical Hospitals (Private)	326	341	15	5%
623110	Nursing Care Facilities	238	268	30	13%
621111	Offices of Physicians (except Mental Health Specialists)	40	31	-9	-23%
901199	Federal Government, Civilian, Excluding Postal Service	35	35	0	0%
561320	Temporary Help Services	30	35	5	17%
903999	Local Government, Excluding Education and Hospitals	29	29	0	0%
623312	Homes for the Elderly	28	32	4	14%

## Data Sources and Calculations

---

### Industry Data

In order to capture a complete picture of industry employment, EMSI basically combines covered employment data from Quarterly Census of Employment and Wages (QCEW) produced by the Department of Labor with total employment data in Regional Economic Information System (REIS) published by the Bureau of Economic Analysis (BEA), augmented with County Business Patterns (CBP) and Nonemployer Statistics (NES) published by the U.S. Census Bureau. Projections are based on the latest available EMSI industry data, 15-year past local trends in each industry, growth rates in statewide and (where available) sub-state area industry projections published by individual state agencies, and (in part) growth rates in national projections from the Bureau of Labor Statistics.

### State Data Sources

This report uses state data from the following agencies: Wisconsin Department of Workforce Development, Bureau of Workforce Information.