

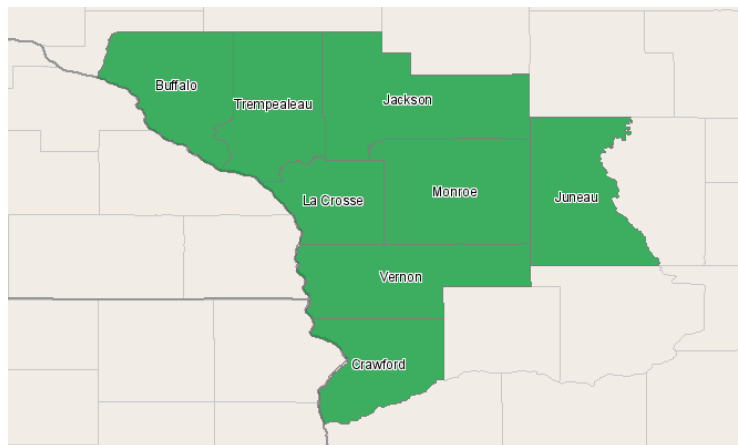
# Western Technical College



400 Seventh Street  
La Crosse, Wisconsin 54601  
608.785.9200

## Occupation Report for Radiography Program August 28, 2012 2012 Third Quarter Data for 2013-2017 Projections

Western Technical College District



## Region Info

---

Name: Western Technical College District

Description: Western district counties

County Areas: Buffalo, Wisconsin (55011), Crawford, Wisconsin (55023), Jackson, Wisconsin (55053), Juneau, Wisconsin (55057), La Crosse, Wisconsin (55063), Monroe, Wisconsin (55081), Trempealeau, Wisconsin (55121), Vernon, Wisconsin (55123)

## Selected Occupations

---

Occupation	Education Level
Radiologic Technologists and Technicians (SOC 29-2034)	Associate's degree

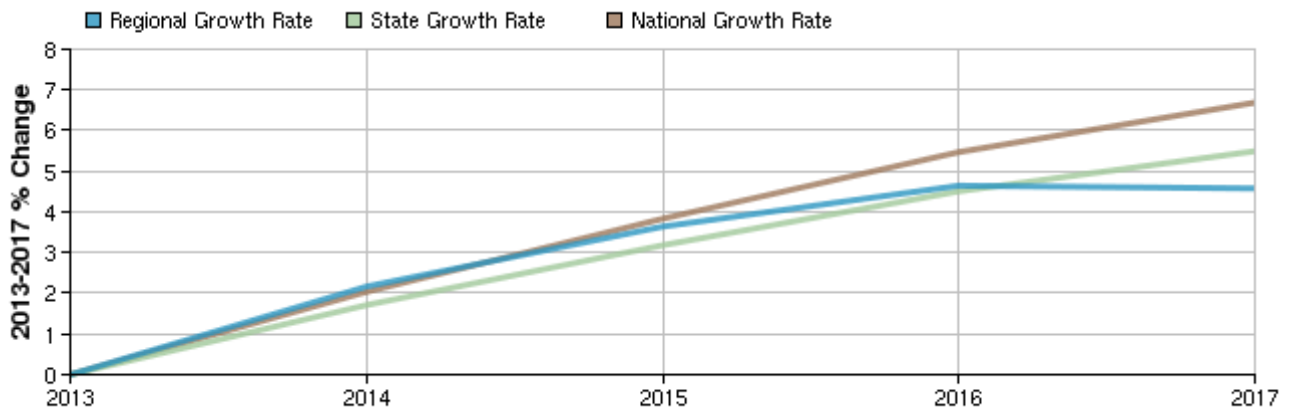
## Executive Summary

---

Basic Information	
2013 Occupational Jobs	213
2017 Occupational Jobs	223
Total Change	10
Total % Change	4.69%
Openings	23
2012 Median Hourly Earnings	\$23.42

## Occupational Change Summary

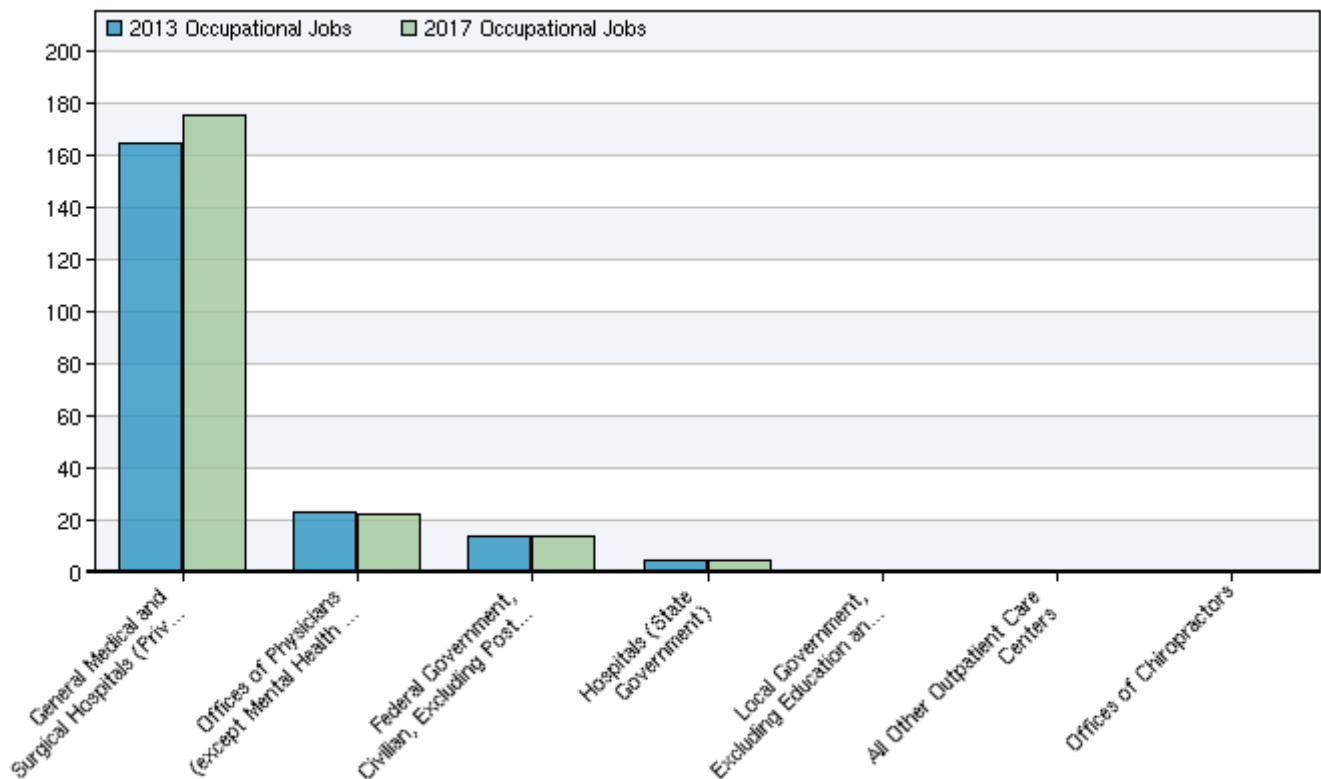
---



Region	2013 Jobs	2017 Jobs	Change	% Change	Openings	2012 Median Hourly Earnings
Regional Total	213	223	10	5%	23	\$23.42
State Total	5,245	5,533	288	5%	595	\$25.02
National Total	228,762	244,063	15,301	7%	28,628	\$25.71

Source: EMSI Complete Employment - 2012.2

## Top Industries for Selected Occupation



NAICS Code	Name	2013 Jobs	2017 Jobs	Change	% Change
622110	General Medical and Surgical Hospitals (Private)	165	175	10	6%
621111	Offices of Physicians (except Mental Health Specialists)	23	22	-1	-4%
901199	Federal Government, Civilian, Excluding Postal Service	14	14	0	0%
902622	Hospitals (State Government)	<10	<10	--	--
903999	Local Government, Excluding Education and Hospitals	<10	<10	--	--
621498	All Other Outpatient Care Centers	<10	<10	--	--
621310	Offices of Chiropractors	<10	<10	--	--

## Data Sources and Calculations

---

### Industry Data

In order to capture a complete picture of industry employment, EMSI basically combines covered employment data from Quarterly Census of Employment and Wages (QCEW) produced by the Department of Labor with total employment data in Regional Economic Information System (REIS) published by the Bureau of Economic Analysis (BEA), augmented with County Business Patterns (CBP) and Nonemployer Statistics (NES) published by the U.S. Census Bureau. Projections are based on the latest available EMSI industry data, 15-year past local trends in each industry, growth rates in statewide and (where available) sub-state area industry projections published by individual state agencies, and (in part) growth rates in national projections from the Bureau of Labor Statistics.

### State Data Sources

This report uses state data from the following agencies: Wisconsin Department of Workforce Development, Bureau of Workforce Information.