

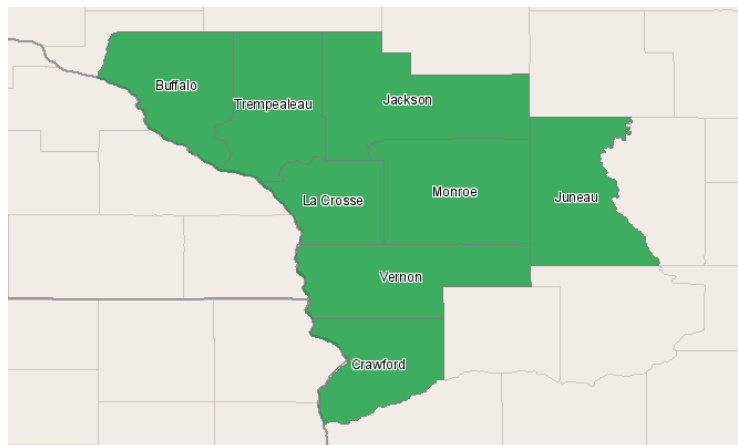
Western Technical College



400 Seventh Street
La Crosse, Wisconsin 54601
608.785.9200

Occupation Report Refrig/AC/Heat Tech Program August 28, 2012 2012 Third Quarter Data for 2013-2017 Projections

Western Technical College District



Region Info

Name: Western Technical College District

Description: Western district counties

County Areas: Buffalo, Wisconsin (55011), Crawford, Wisconsin (55023), Jackson, Wisconsin (55053), Juneau, Wisconsin (55057), La Crosse, Wisconsin (55063), Monroe, Wisconsin (55081), Trempealeau, Wisconsin (55121), Vernon, Wisconsin (55123)

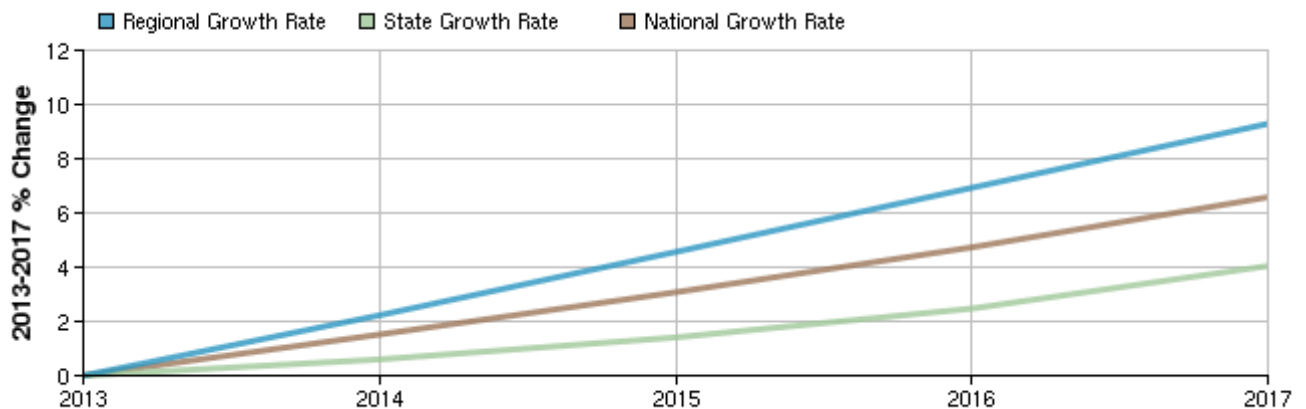
Selected Occupations

Occupation	Education Level
Heating, Air Conditioning, and Refrigeration Mechanics and Installers (SOC 49-9021)	Postsecondary vocational award

Executive Summary

Basic Information	
2013 Occupational Jobs	296
2017 Occupational Jobs	323
Total Change	27
Total % Change	9.14%
Openings	48
2012 Median Hourly Earnings	\$18.22

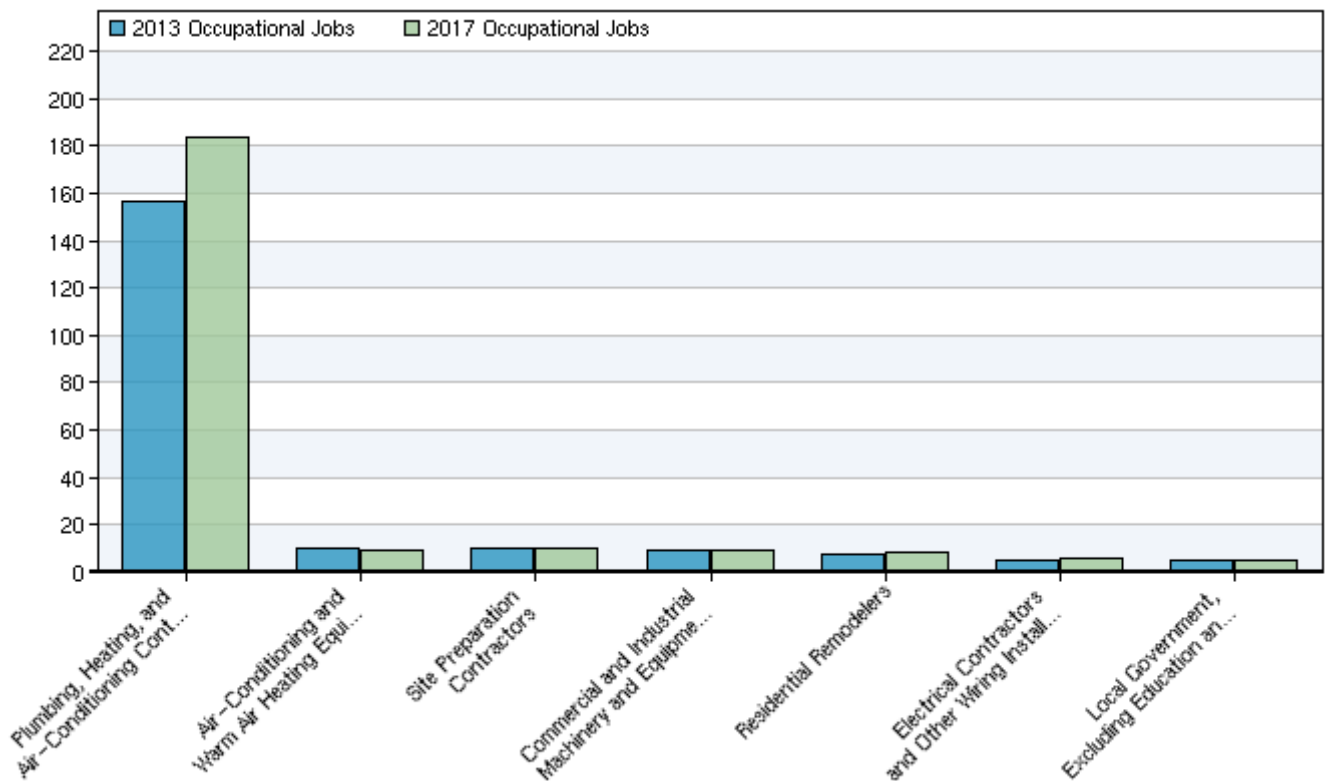
Occupational Change Summary



Region	2013 Jobs	2017 Jobs	Change	% Change	Openings	2012 Median Hourly Earnings
Regional Total	296	323	27	9%	48	\$18.22
State Total	5,646	5,875	229	4%	689	\$18.69
National Total	304,365	324,394	20,029	7%	41,648	\$18.77

Source: EMSI Complete Employment - 2012.2

Top Industries for Selected Occupation



NAICS Code	Name	2013 Jobs	2017 Jobs	Change	% Change
238220	Plumbing, Heating, and Air-Conditioning Contractors	156	184	28	18%
333415	Air-Conditioning and Warm Air Heating Equipment and Commercial and Industrial Refrigeration Equipment Manufacturing	<10	<10	--	--
238910	Site Preparation Contractors	<10	10	--	--
811310	Commercial and Industrial Machinery and Equipment (except Automotive and Electronic) Repair and Maintenance	<10	<10	--	--
236118	Residential Remodelers	<10	<10	--	--
238210	Electrical Contractors and Other Wiring Installation Contractors	<10	<10	--	--

NAICS Code	Name	2013 Jobs	2017 Jobs	Change	% Change
903999	Local Government, Excluding Education and Hospitals	<10	<10	--	--

Source: EMSI Complete Employment - 2012.2

Data Sources and Calculations

Industry Data

In order to capture a complete picture of industry employment, EMSI basically combines covered employment data from Quarterly Census of Employment and Wages (QCEW) produced by the Department of Labor with total employment data in Regional Economic Information System (REIS) published by the Bureau of Economic Analysis (BEA), augmented with County Business Patterns (CBP) and Nonemployer Statistics (NES) published by the U.S. Census Bureau. Projections are based on the latest available EMSI industry data, 15-year past local trends in each industry, growth rates in statewide and (where available) sub-state area industry projections published by individual state agencies, and (in part) growth rates in national projections from the Bureau of Labor Statistics.

State Data Sources

This report uses state data from the following agencies: Wisconsin Department of Workforce Development, Bureau of Workforce Information.