

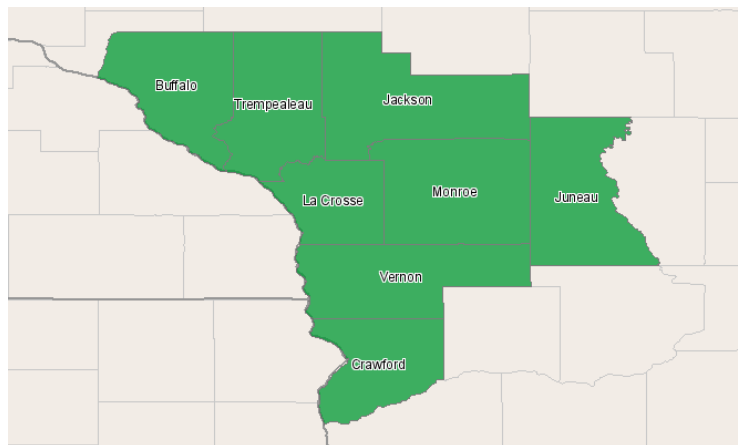
# Western Technical College



400 Seventh Street  
La Crosse, Wisconsin 54601  
608.785.9200

## Occupation Report for Welding Program August 28, 2012 2012 Third Quarter Data for 2013-2017 Projections

Western Technical College District



## Region Info

Name: Western Technical College District

Description: Western district counties

County Areas: Buffalo, Wisconsin (55011), Crawford, Wisconsin (55023), Jackson, Wisconsin (55053), Juneau, Wisconsin (55057), La Crosse, Wisconsin (55063), Monroe, Wisconsin (55081), Trempealeau, Wisconsin (55121), Vernon, Wisconsin (55123)

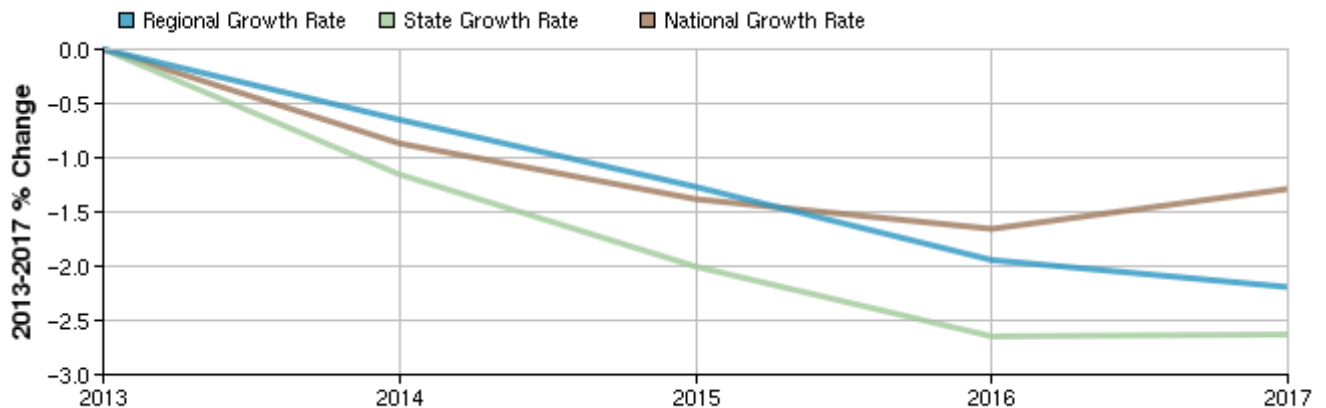
## Selected Occupations

Occupation	Education Level
Welders, Cutters, Solderers, and Brazers (SOC 51-4121)	Postsecondary vocational award

## Executive Summary

Basic Information	
2013 Occupational Jobs	756
2017 Occupational Jobs	739
Total Change	-17
Total % Change	-2.25%
Openings	101
2012 Median Hourly Earnings	\$17.07

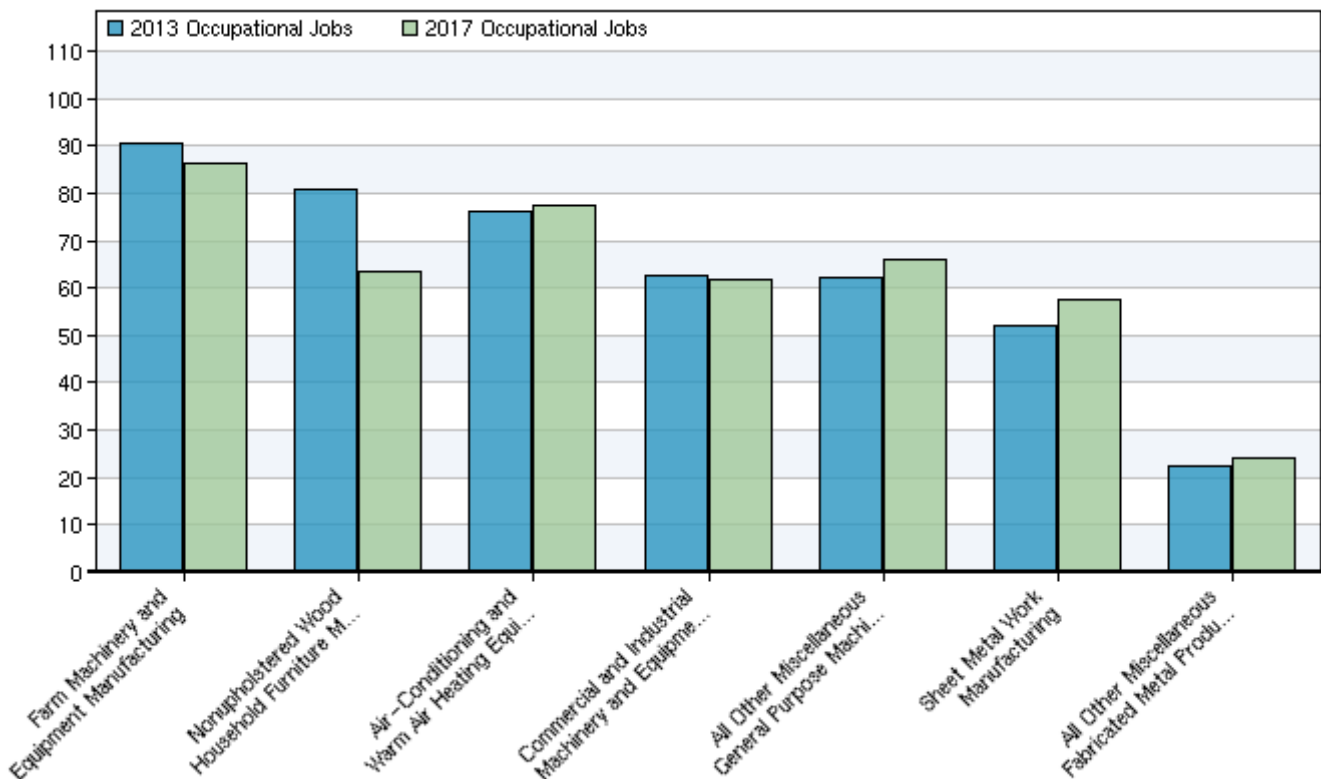
## Occupational Change Summary



Region	2013 Jobs	2017 Jobs	Change	% Change	Openings	2012 Median Hourly Earnings
Regional Total	756	739	-17	-2%	101	\$17.07
State Total	13,471	13,117	-354	-3%	1,813	\$17.59
National Total	395,051	389,965	-5,086	-1%	57,702	\$16.59

Source: EMSI Complete Employment - 2012.2

## Top Industries for Selected Occupation



NAICS Code	Name	2013 Jobs	2017 Jobs	Change	% Change
333111	Farm Machinery and Equipment Manufacturing	91	86	-5	-5%
337122	Nonupholstered Wood Household Furniture Manufacturing	81	64	-17	-21%
333415	Air-Conditioning and Warm Air Heating Equipment and Commercial and Industrial Refrigeration Equipment Manufacturing	76	78	2	3%
811310	Commercial and Industrial Machinery and Equipment (except Automotive and Electronic) Repair and Maintenance	63	62	-1	-2%
333999	All Other Miscellaneous General Purpose Machinery Manufacturing	62	66	4	6%

NAICS Code	Name	2013 Jobs	2017 Jobs	Change	% Change
332322	Sheet Metal Work Manufacturing	52	58	6	12%
332999	All Other Miscellaneous Fabricated Metal Product Manufacturing	22	24	2	9%

Source: EMSI Complete Employment - 2012.2

## Data Sources and Calculations

---

### Industry Data

In order to capture a complete picture of industry employment, EMSI basically combines covered employment data from Quarterly Census of Employment and Wages (QCEW) produced by the Department of Labor with total employment data in Regional Economic Information System (REIS) published by the Bureau of Economic Analysis (BEA), augmented with County Business Patterns (CBP) and Nonemployer Statistics (NES) published by the U.S. Census Bureau. Projections are based on the latest available EMSI industry data, 15-year past local trends in each industry, growth rates in statewide and (where available) sub-state area industry projections published by individual state agencies, and (in part) growth rates in national projections from the Bureau of Labor Statistics.

### State Data Sources

This report uses state data from the following agencies: Wisconsin Department of Workforce Development, Bureau of Workforce Information.