

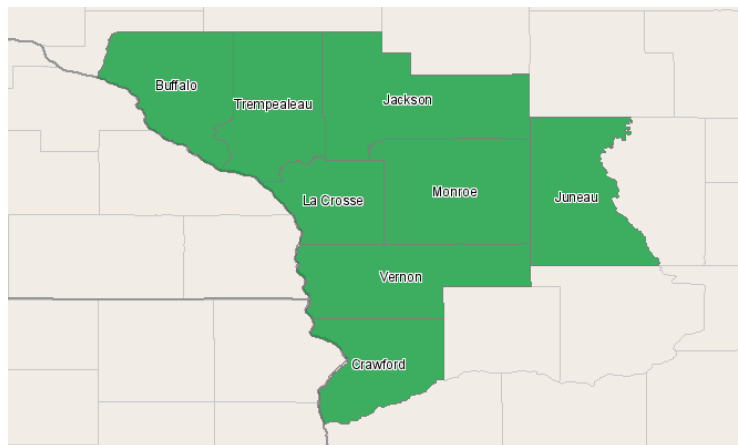
Western Technical College



400 Seventh Street
La Crosse, Wisconsin 54601
608.785.9200

Occupation Report Wood Tech Program August 28, 2012 2012 Third Quarter Data for 2013-2017 Projections

Western Technical College District



Region Info

Name: Western Technical College District

Description: Western district counties

County Areas: Buffalo, Wisconsin (55011), Crawford, Wisconsin (55023), Jackson, Wisconsin (55053), Juneau, Wisconsin (55057), La Crosse, Wisconsin (55063), Monroe, Wisconsin (55081), Trempealeau, Wisconsin (55121), Vernon, Wisconsin (55123)

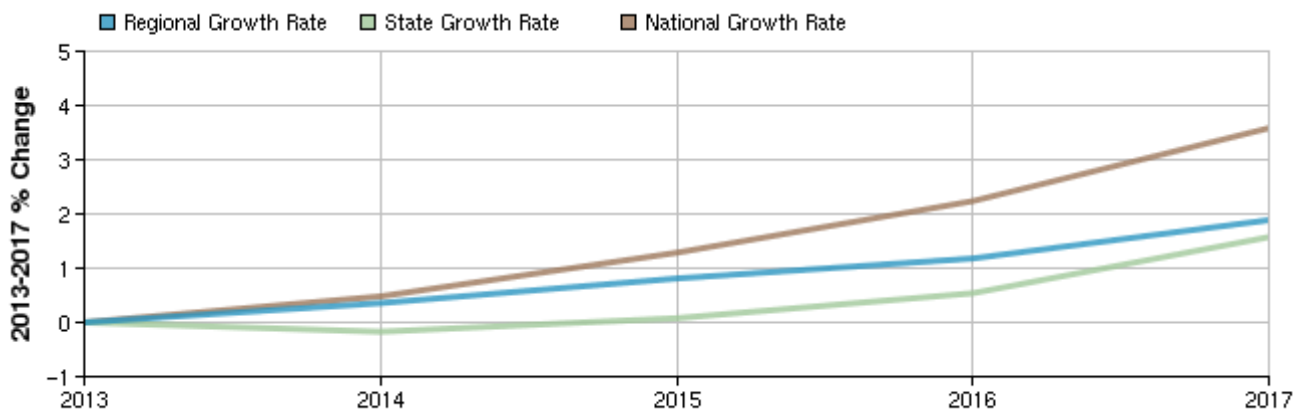
Selected Occupations

Occupation	Education Level
Carpenters (SOC 47-2031)	Long-term on-the-job training
Construction Laborers (SOC 47-2061)	Moderate-term on-the-job training
Painters, Construction and Maintenance (SOC 47-2141)	Moderate-term on-the-job training
Roofers (SOC 47-2181)	Moderate-term on-the-job training
Construction and Related Workers, All Other (SOC 47-4099)	Moderate-term on-the-job training
Cabinetmakers and Bench Carpenters (SOC 51-7011)	Long-term on-the-job training

Executive Summary

Basic Information	
2013 Occupational Jobs	3,917
2017 Occupational Jobs	3,991
Total Change	74
Total % Change	1.86%
Openings	356
2012 Median Hourly Earnings	\$14.85

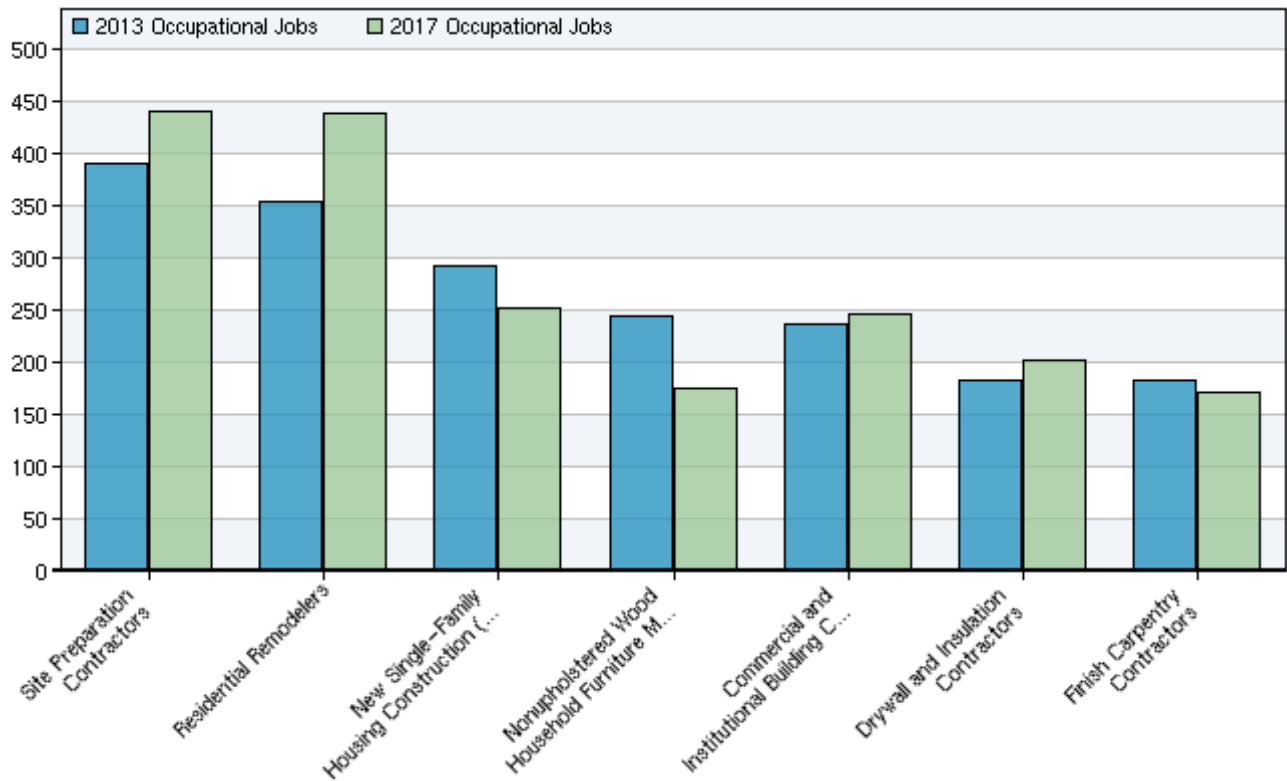
Occupational Change Summary



Region	2013 Jobs	2017 Jobs	Change	% Change	Openings	2012 Median Hourly Earnings
Regional Total	3,917	3,991	74	2%	356	\$14.85
State Total	64,816	65,835	1,019	2%	5,298	\$15.94
National Total	3,726,661	3,860,164	133,503	4%	350,659	\$14.86

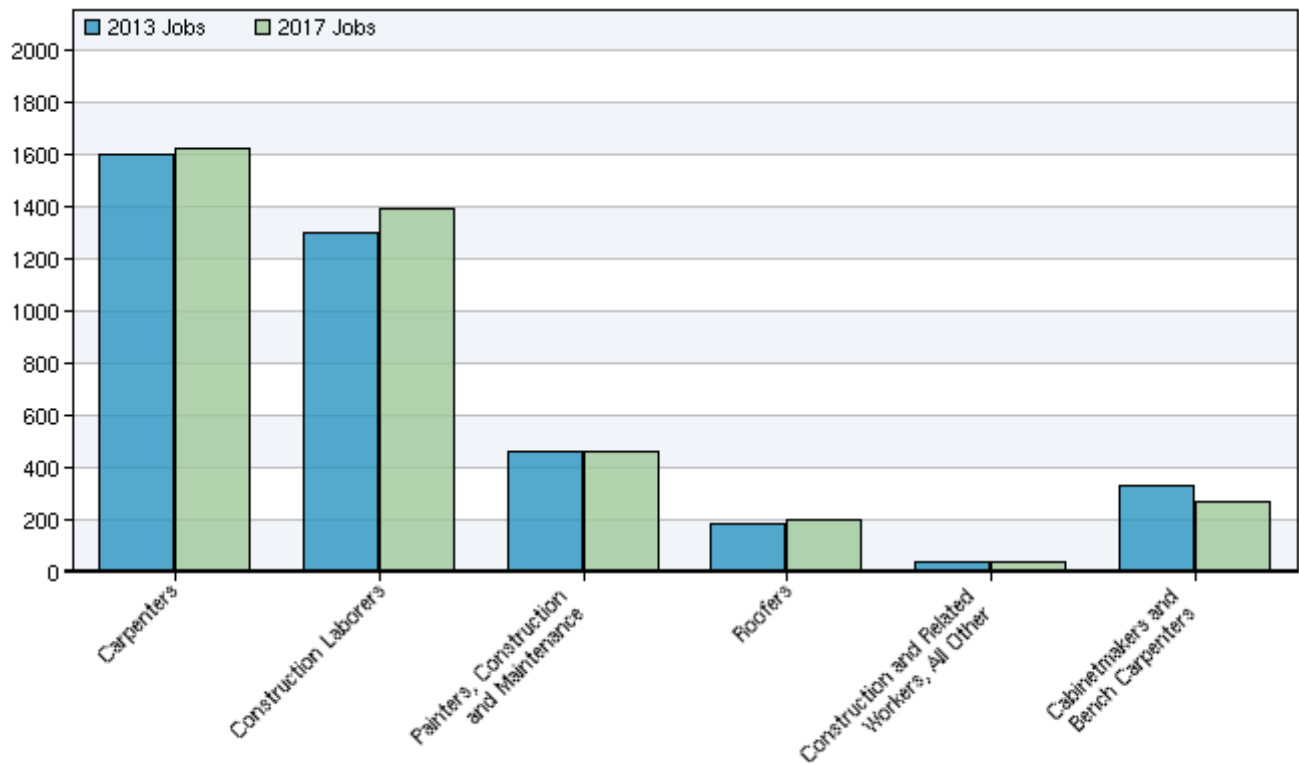
Source: EMSI Complete Employment - 2012.2

Top Industries for Selected Occupations



NAICS Code	Name	2013 Jobs	2017 Jobs	Change	% Change
238910	Site Preparation Contractors	391	440	49	13%
236118	Residential Remodelers	355	439	84	24%
236115	New Single-Family Housing Construction (except Operative Builders)	292	251	-41	-14%
337122	Nonupholstered Wood Household Furniture Manufacturing	244	176	-68	-28%
236220	Commercial and Institutional Building Construction	237	247	10	4%
238310	Drywall and Insulation Contractors	183	201	18	10%
238350	Finish Carpentry Contractors	183	170	-13	-7%

Occupational Breakdown



SOC Code	Description	2013 Jobs	2017 Jobs	Openings	2012 Median Hourly Earnings
47-2031	Carpenters	1,602	1,624	121	\$15.63
47-2061	Construction Laborers	1,304	1,394	127	\$14.25
47-2141	Painters, Construction and Maintenance	463	465	40	\$13.65
47-2181	Roofers	183	200	30	\$15.58
47-4099	Construction and Related Workers, All Other	35	36	6	\$14.52
51-7011	Cabinetmakers and Bench Carpenters	330	271	33	\$14.65
	Total	3,917	3,991	356	\$14.85

Source: EMSI Complete Employment - 2012.2

Data Sources and Calculations

Industry Data

In order to capture a complete picture of industry employment, EMSI basically combines covered employment

data from Quarterly Census of Employment and Wages (QCEW) produced by the Department of Labor with total employment data in Regional Economic Information System (REIS) published by the Bureau of Economic Analysis (BEA), augmented with County Business Patterns (CBP) and Nonemployer Statistics (NES) published by the U.S. Census Bureau. Projections are based on the latest available EMSI industry data, 15-year past local trends in each industry, growth rates in statewide and (where available) sub-state area industry projections published by individual state agencies, and (in part) growth rates in national projections from the Bureau of Labor Statistics.

Occupation Data

Organizing regional employment information by occupation provides a workforce-oriented view of the regional economy. EMSI's occupation data are based on EMSI's industry data and regional staffing patterns taken from the Occupational Employment Statistics program (U.S. Bureau of Labor Statistics). Wage information is partially derived from the American Community Survey. The occupation-to-program (SOC-to-CIP) crosswalk is based on one from the U.S. Department of Education, with customizations by EMSI.

State Data Sources

This report uses state data from the following agencies: Wisconsin Department of Workforce Development, Bureau of Workforce Information.