

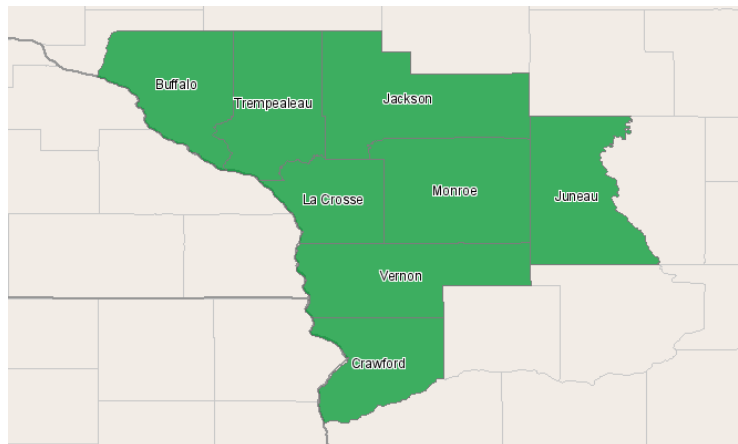
Western Technical College



400 Seventh Street
La Crosse, Wisconsin 54601
608.785.9200

Welding Occupation Report April 27, 2012

Western Technical College District



Region Info

Name: Western Technical College District

Description: Western district counties

County Areas: Buffalo, Wisconsin (55011), Crawford, Wisconsin (55023), Jackson, Wisconsin (55053), Juneau, Wisconsin (55057), La Crosse, Wisconsin (55063), Monroe, Wisconsin (55081), Trempealeau, Wisconsin (55121), Vernon, Wisconsin (55123)

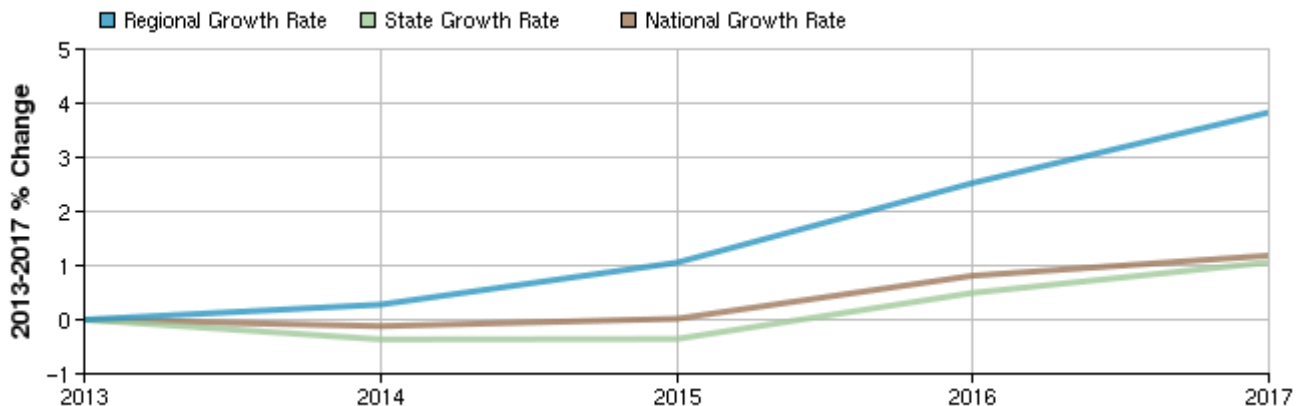
Selected Occupations

| Occupation | Education Level |
|--|--------------------------------|
| Welders, cutters, solderers, and brazers (SOC 51-4121) | Postsecondary vocational award |

Executive Summary

| Basic Information | |
|-----------------------------|---------|
| 2013 Occupational Jobs | 778 |
| 2017 Occupational Jobs | 808 |
| Total Change | 30 |
| Total % Change | 3.86% |
| Openings | 133 |
| 2011 Median Hourly Earnings | \$17.03 |

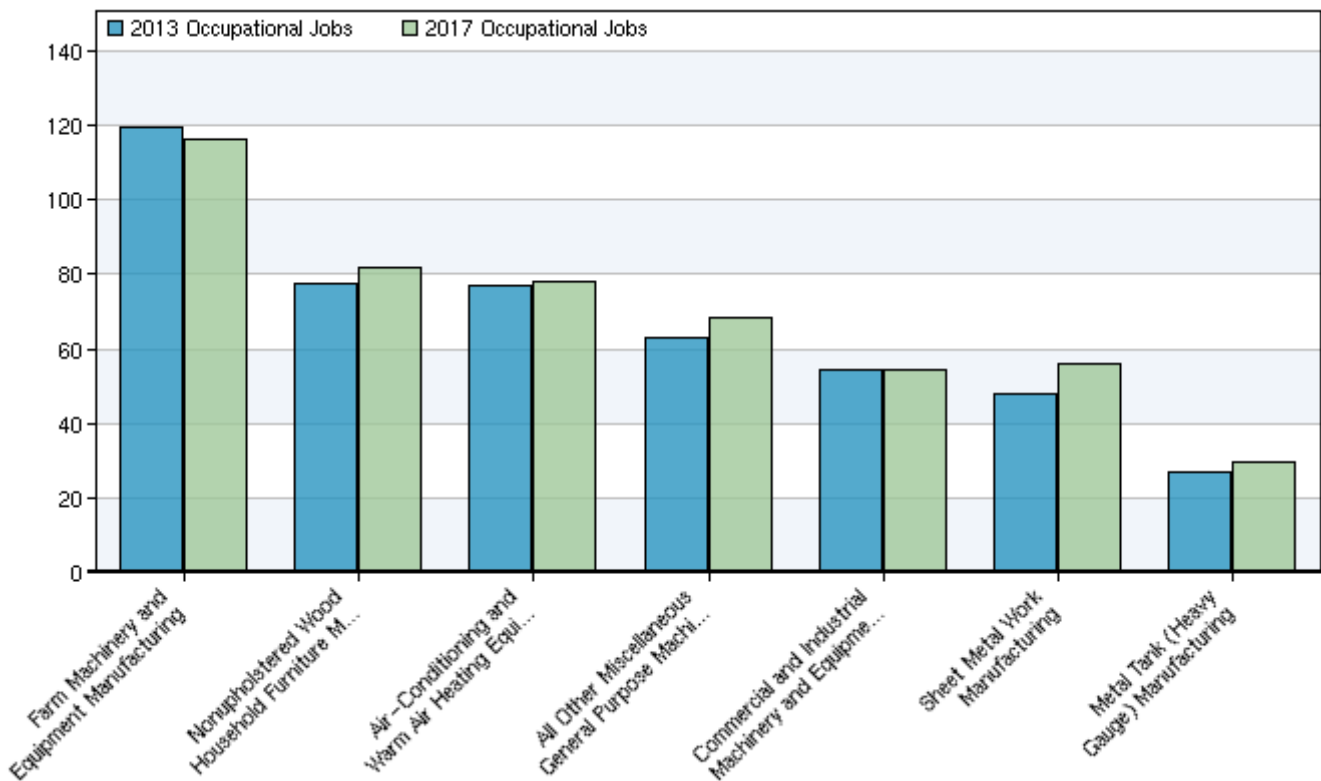
Occupational Change Summary



| Region | 2013 Jobs | 2017 Jobs | Change | % Change | Openings | 2011 Median Hourly Earnings |
|----------------|-----------|-----------|--------|----------|----------|-----------------------------|
| Regional Total | 778 | 808 | 30 | 4% | 133 | \$17.03 |
| State Total | 13,569 | 13,712 | 143 | 1% | 2,115 | \$17.78 |
| National Total | 387,941 | 392,536 | 4,595 | 1% | 59,630 | \$16.97 |

Source: EMSI Complete Employment - 2011.4

Top Industries for Selected Occupation



| NAICS Code | Name | 2013 Jobs | 2017 Jobs | Change | % Change |
|------------|---|-----------|-----------|--------|----------|
| 333111 | Farm Machinery and Equipment Manufacturing | 119 | 116 | -3 | -3% |
| 337122 | Nonupholstered Wood Household Furniture Manufacturing | 78 | 82 | 4 | 5% |
| 333415 | Air-Conditioning and Warm Air Heating Equipment and Commercial and Industrial Refrigeration Equipment Manufacturing | 77 | 78 | 1 | 1% |
| 333999 | All Other Miscellaneous General Purpose Machinery Manufacturing | 63 | 69 | 6 | 10% |
| 811310 | Commercial and Industrial Machinery and Equipment (except Automotive and Electronic) Repair and Maintenance | 54 | 54 | 0 | 0% |

| NAICS Code | Name | 2013 Jobs | 2017 Jobs | Change | % Change |
|------------|--|-----------|-----------|--------|----------|
| 332322 | Sheet Metal Work Manufacturing | 48 | 56 | 8 | 17% |
| 332420 | Metal Tank (Heavy Gauge) Manufacturing | 27 | 30 | 3 | 11% |

Source: EMSI Complete Employment - 2011.4

Data Sources and Calculations

Industry Data

In order to capture a complete picture of industry employment, EMSI basically combines covered employment data from Quarterly Census of Employment and Wages (QCEW) produced by the Department of Labor with total employment data in Regional Economic Information System (REIS) published by the Bureau of Economic Analysis (BEA), augmented with County Business Patterns (CBP) and Nonemployer Statistics (NES) published by the U.S. Census Bureau. Projections are based on the latest available EMSI industry data, 15-year past local trends in each industry, growth rates in statewide and (where available) sub-state area industry projections published by individual state agencies, and (in part) growth rates in national projections from the Bureau of Labor Statistics.

State Data Sources

This report uses state data from the following agencies: Wisconsin Department of Workforce Development, Bureau of Workforce Information.