

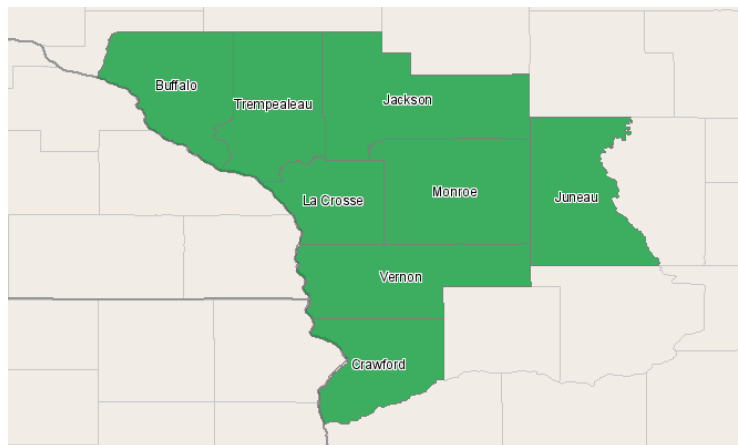
# Western Technical College



400 Seventh Street  
La Crosse, Wisconsin 54601  
608.785.9200

## Wood Tech Occupation Report April 27, 2012

Western Technical College District



## Region Info

Name: Western Technical College District

Description: Western district counties

County Areas: Buffalo, Wisconsin (55011), Crawford, Wisconsin (55023), Jackson, Wisconsin (55053), Juneau, Wisconsin (55057), La Crosse, Wisconsin (55063), Monroe, Wisconsin (55081), Trempealeau, Wisconsin (55121), Vernon, Wisconsin (55123)

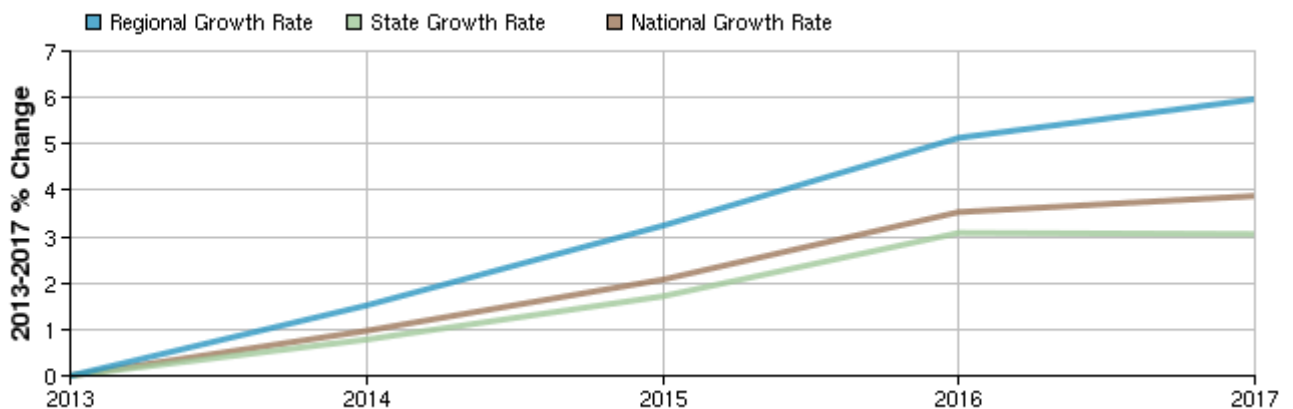
## Selected Occupations

Occupation	Education Level
Carpenters (SOC 47-2031)	Long-term on-the-job training
Construction laborers (SOC 47-2061)	Moderate-term on-the-job training
Painters, construction and maintenance (SOC 47-2141)	Moderate-term on-the-job training
Roofers (SOC 47-2181)	Moderate-term on-the-job training
Construction and related workers, all other (SOC 47-4099)	Moderate-term on-the-job training
Cabinetmakers and bench carpenters (SOC 51-7011)	Long-term on-the-job training

## Executive Summary

Basic Information	
2013 Occupational Jobs	3,645
2017 Occupational Jobs	3,862
Total Change	217
Total % Change	6.04%
Openings	414
2011 Median Hourly Earnings	\$14.92

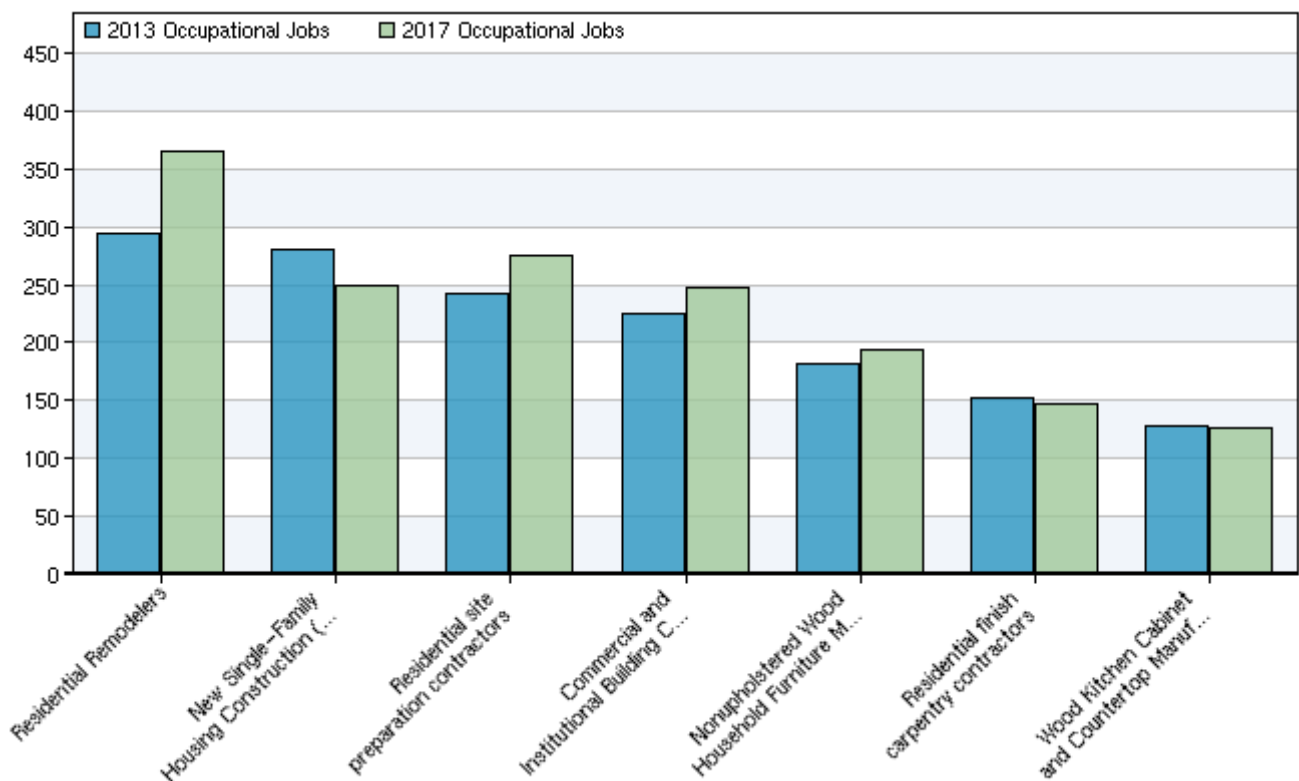
## Occupational Change Summary



Region	2013 Jobs	2017 Jobs	Change	% Change	Openings	2011 Median Hourly Earnings
Regional Total	3,645	3,862	217	6%	414	\$14.92
State Total	62,202	64,102	1,900	3%	5,577	\$16.95
National Total	3,493,677	3,629,112	135,435	4%	324,436	\$16.11

Source: EMSI Complete Employment - 2011.4

## Top Industries for Selected Occupations

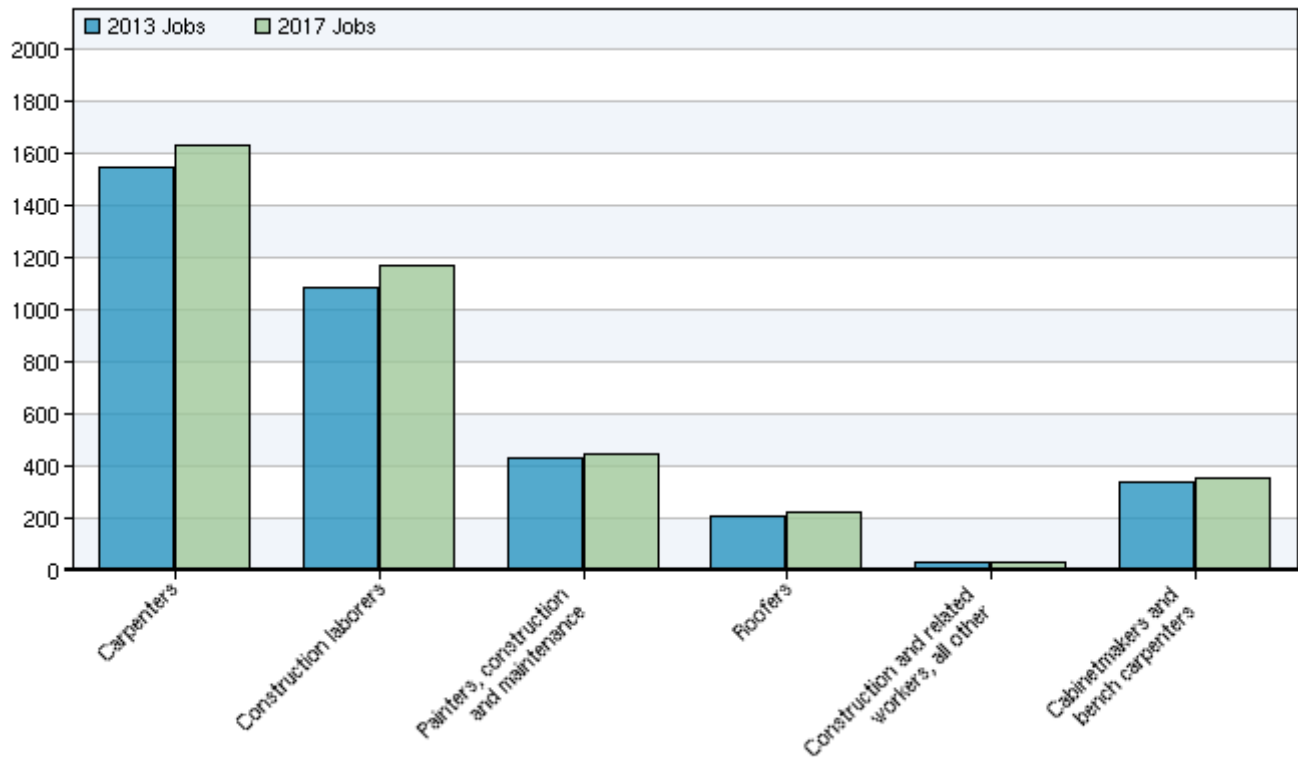


NAICS Code	Name	2013 Jobs	2017 Jobs	Change	% Change
236118	Residential Remodelers	294	365	71	24%
236115	New Single-Family Housing Construction (except Operative Builders)	281	249	-32	-11%
238911	Residential site preparation contractors	242	275	33	14%
236220	Commercial and Institutional Building Construction	226	247	21	9%
337122	Nonupholstered Wood Household Furniture Manufacturing	182	193	11	6%
238351	Residential finish carpentry contractors	153	147	-6	-4%

NAICS Code	Name	2013 Jobs	2017 Jobs	Change	% Change
337110	Wood Kitchen Cabinet and Countertop Manufacturing	128	127	-1	-1%

Source: EMSI Complete Employment - 2011.4

## Occupational Breakdown



SOC Code	Description	2013 Jobs	2017 Jobs	Openings	2011 Median Hourly Earnings
47-2031	Carpenters	1,547	1,633	161	\$15.60
47-2061	Construction laborers	1,086	1,167	114	\$14.52
47-2141	Painters, construction and maintenance	433	450	47	\$13.49
47-2181	Roofers	207	225	31	\$16.02
47-4099	Construction and related workers, all other	31	33	6	\$14.30
51-7011	Cabinetmakers and bench carpenters	339	355	55	\$14.39
	Total	3,645	3,862	414	\$14.92

Source: EMSI Complete Employment - 2011.4

## Data Sources and Calculations

## **Industry Data**

In order to capture a complete picture of industry employment, EMSI basically combines covered employment data from Quarterly Census of Employment and Wages (QCEW) produced by the Department of Labor with total employment data in Regional Economic Information System (REIS) published by the Bureau of Economic Analysis (BEA), augmented with County Business Patterns (CBP) and Nonemployer Statistics (NES) published by the U.S. Census Bureau. Projections are based on the latest available EMSI industry data, 15-year past local trends in each industry, growth rates in statewide and (where available) sub-state area industry projections published by individual state agencies, and (in part) growth rates in national projections from the Bureau of Labor Statistics.

## **Occupation Data**

Organizing regional employment information by occupation provides a workforce-oriented view of the regional economy. EMSI's occupation data are based on EMSI's industry data and regional staffing patterns taken from the Occupational Employment Statistics program (U.S. Bureau of Labor Statistics). Wage information is partially derived from the American Community Survey. The occupation-to-program (SOC-to-CIP) crosswalk is based on one from the U.S. Department of Education, with customizations by EMSI.

## **State Data Sources**

This report uses state data from the following agencies: Wisconsin Department of Workforce Development, Bureau of Workforce Information.