

# Occupation Overview

Emsi Q1 2017 Data Set

March 2017

## Western Technical College



400 Seventh Street  
La Crosse, Wisconsin 54601  
608.785.9200

# Parameters

## Occupations

---

Code	Description
49-9062	Medical Equipment Repairers

---

## Regions

---

Code	Description
55011	Buffalo County, WI
55023	Crawford County, WI
55053	Jackson County, WI
55057	Juneau County, WI
55063	La Crosse County, WI
55081	Monroe County, WI
55121	Trempealeau County, WI
55123	Vernon County, WI

---

## Timeframe

2018 - 2022

## Datarun

2017.1 – Employees

## Bio-Medical Electronics 2017 (AED) in Western Technical College District

**Medical Equipment Repairers (SOC 49-9062):** Test, adjust, or repair biomedical or electromedical equipment.

**Sample of Reported Job Titles:** Biomedical Equipment Technician (BMET) Certified Biomedical Equipment Technician (CBET) Biomedical Equipment Support Specialist Biomedical Engineering Technician (BMET) Biomedical Electronics Technician X-ray Service Technician X-ray Service Engineer Service Technician Repair Technician Field Service Representative

**Related O\*NET Occupation:** Medical Equipment Repairers (49-9062.00)

SOC	Description	2018 Jobs	2022 Jobs	2018 - 2022 Change	2018 - 2022 % Change	2018 - 2022 Openings	Annual Openings	Median Hourly Earnings
49-9062	Medical Equipment Repairers	17	17	0	0%	<10	Insf. Data	\$21.97

## Occupation Summary for Bio-Medical Electronics 2015 (AED)

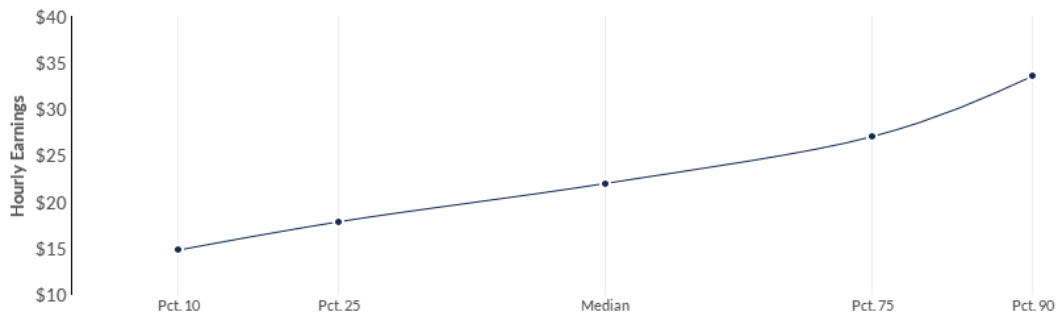
<b>16</b> Jobs (2016) 61% below National average	<b>0.0%</b> % Change (2018-2022) Nation: 4.1%	<b>\$21.97/hr</b> Median Hourly Earnings Nation: \$22.74/hr
--	---	---

## Growth for Medical Equipment Repairers (49-9062)

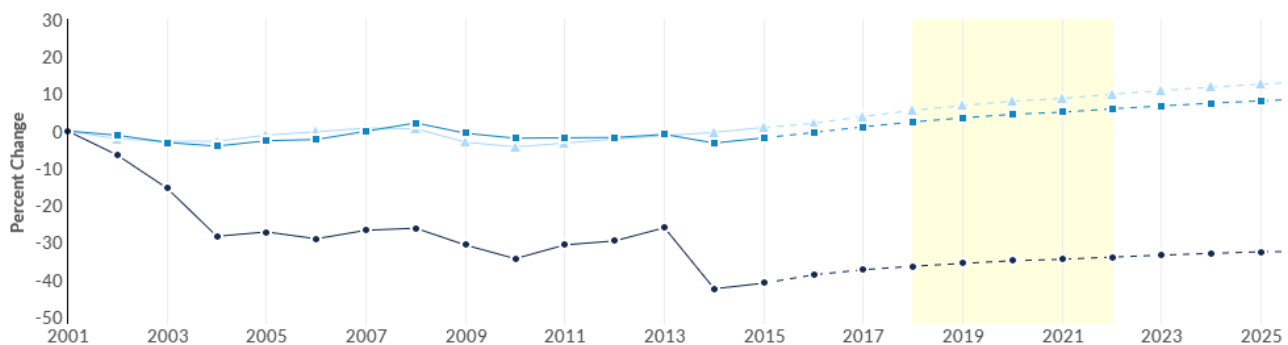
<b>17</b> 2018 Jobs	<b>17</b> 2022 Jobs	<b>0</b> Change (2018-2022)	<b>0.0%</b> % Change (2018-2022)
------------------------	------------------------	--------------------------------	-------------------------------------

## Percentile Earnings for Medical Equipment Repairers (49-9062)

<b>\$17.83/hr</b> 25th Percentile Earnings	<b>\$21.97/hr</b> Median Earnings	<b>\$27.02/hr</b> 75th Percentile Earnings
---	--------------------------------------	---



## Regional Trends





	Region	2018 Jobs	2022 Jobs	Change	% Change
●	Region	17	17	0	0.0%
●	State	734	759	25	3.4%

Region	2018 Jobs	2022 Jobs	Change	% Change
• Nation	43,350	45,144	1,794	4.1%







## Regional Breakdown

County	2022 Jobs
La Crosse County, WI	12
Monroe County, WI	<10
Vernon County, WI	<10
Juneau County, WI	<10
Jackson County, WI	<10

## Occupation Gender Breakdown

Gender	2016 Jobs	2016 Percent
• Males	14	86.5% 
• Females	2	13.5% 

## Occupation Age Breakdown

Age	2016 Jobs	2016 Percent
• 14-18	0	0.3%
• 19-24	0	3.0% 
• 25-34	3	17.7% 
• 35-44	3	21.1% 
• 45-54	5	28.7% 
• 55-64	4	25.1% 
• 65+	1	4.1% 

---

Age

2016 Jobs 2016 Percent

---

## Occupation Race/Ethnicity Breakdown

---

	Race/Ethnicity	2016 Jobs	2016 Percent
●	White	16	96.2%
●	Asian	0	1.5%
●	Hispanic or Latino	0	1.1%
●	Black or African American	0	0.7%
●	Two or More Races	0	0.4%
●	American Indian or Alaska Native	0	0.2%
●	Native Hawaiian or Other Pacific Islander	0	0.0%

## National Educational Attainment

---

	Education Level	2016 Percent
●	Less than high school diploma	3.3%
●	High school diploma or equivalent	21.8%
●	Some college, no degree	33.0%
●	Associate's degree	21.4%
●	Bachelor's degree	16.9%
●	Master's degree	2.9%
●	Doctoral or professional degree	0.8%

## Occupational Programs

1	12	1
Programs (2015)	Completions (2015)	Openings (2015)
CIP Code	Program	Completions (2015)

	Education Level	2016 Percent
15.0401	Biomedical Technology/Technician	12

## Industries Employing Bio-Medical Electronics 2015 (AED)

Industry	Occupation Jobs in Industry (2016)	% of Occupation in Industry (2016)	% of Total Jobs in Industry (2016)
General Medical and Surgical Hospitals	<10	40.2%	0.1%
Computer and Computer Peripheral Equipment and Software Merchant Wholesalers	<10	8.6%	1.6%
Other Electronic and Precision Equipment Repair and Maintenance	<10	6.5%	7.7%
Office Equipment Merchant Wholesalers	<10	6.1%	2.3%
Corporate, Subsidiary, and Regional Managing Offices	<10	5.3%	0.0%

# Appendix A - Data Sources and Calculations

## Location Quotient

Location quotient (LQ) is a way of quantifying how concentrated a particular industry, cluster, occupation, or demographic group is in a region as compared to the nation. It can reveal what makes a particular region unique in comparison to the national average.

## Occupation Data

Emsi occupation employment data are based on final Emsi industry data and final Emsi staffing patterns. Wage estimates are based on Occupational Employment Statistics (QCEW and Non-QCEW Employees classes of worker) and the American Community Survey (Self-Employed and Extended Proprietors). Occupational wage estimates also affected by county-level Emsi earnings by industry.

## Completers Data

The completers data in this report is taken directly from the national IPEDS database published by the U.S. Department of Education's National Center for Education Statistics.

## Institution Data

The institution data in this report is taken directly from the national IPEDS database published by the U.S. Department of Education's National Center for Education Statistics.

## **State Data Sources**

This report uses state data from the following agencies: Illinois Department of Employment Security, Employment Projections; Iowa Workforce Development; Michigan Department of Labor and Economic Growth, Bureau of Labor Market Information and Strategic Initiatives; Minnesota Department of Employment and Economic Development; Wisconsin Department of Workforce Development, Bureau of Workforce Information