

Occupation Overview

Emsi Q1 2017 Data Set

April 2017

Western Technical College



400 Seventh Street
La Crosse, Wisconsin 54601
608.785.9200

Parameters

Occupations

Code	Description
31-9091	Dental Assistants

Regions

Code	Description
55011	Buffalo County, WI
55023	Crawford County, WI
55053	Jackson County, WI
55057	Juneau County, WI
55063	La Crosse County, WI
55081	Monroe County, WI
55121	Trempealeau County, WI
55123	Vernon County, WI

Timeframe

2018 - 2022

Datarun

2017.1 – Employees

Dental Assistant 2017 (AED) in Western Technical College District

Dental Assistants (SOC 31-9091): Assist dentist, set up equipment, prepare patient for treatment, and keep records.

Sample of Reported Job Titles: Surgical Dental Assistant Registered Dental Assistant (RDA) Orthodontic Assistant (Ortho Assistant) Dental Assistant (DA) Certified Dental Assistant (CDA) Orthodontic Technician Oral Surgery Assistant Expanded Function Dental Assistant Expanded Duty Dental Assistant (EDDA) Certified Registered Dental Assistant

Related O*NET Occupation: Dental Assistants (31-9091.00)

SOC	Description	2018 Jobs	2022 Jobs	2018 - 2022 Change	2018 - 2022 % Change	2018 - 2022 Openings	Annual Openings	Median Hourly Earnings
31-9091	Dental Assistants	232	236	4	2%	30	8	\$17.62

Occupation Summary for Dental Assistant 2017 (AED)

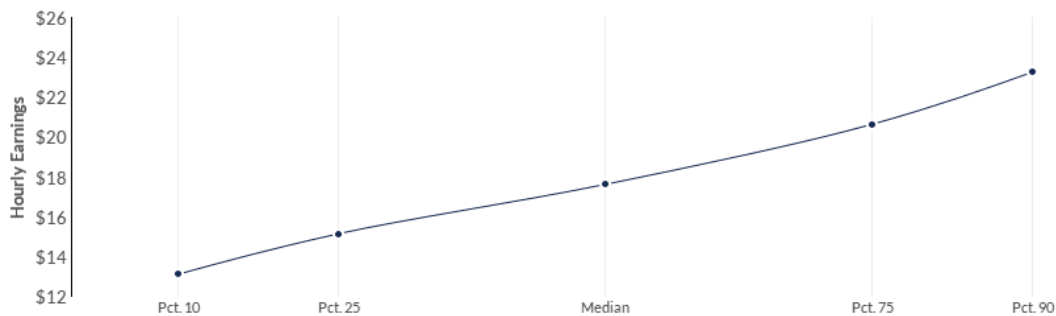
230 Jobs (2016) 31% below National average	1.7% % Change (2018-2022) Nation: 5.6%	\$17.62/hr Median Hourly Earnings Nation: \$17.43/hr
---	---	---

Growth for Dental Assistants (31-9091)

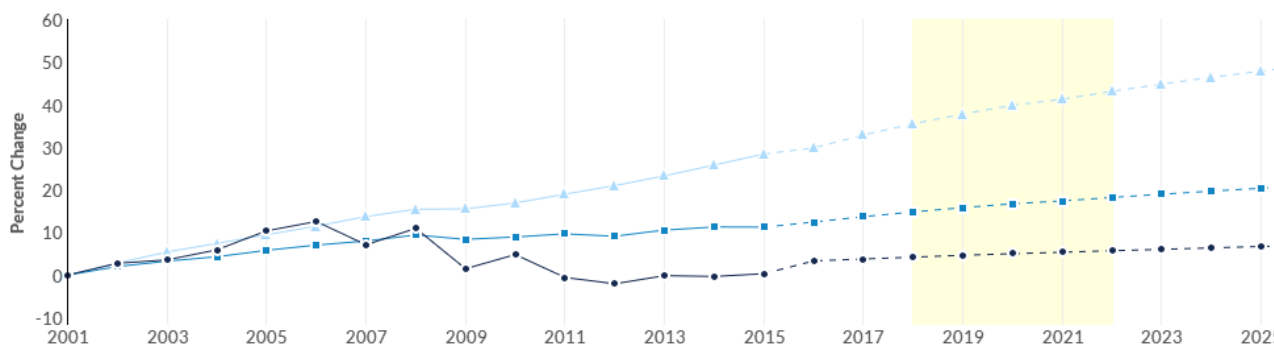
232 2018 Jobs	236 2022 Jobs	4 Change (2018-2022)	1.7% % Change (2018-2022)
-------------------------	-------------------------	--------------------------------	-------------------------------------

Percentile Earnings for Dental Assistants (31-9091)

\$15.14/hr 25th Percentile Earnings	\$17.62/hr Median Earnings	\$20.64/hr 75th Percentile Earnings
---	--------------------------------------	---



Regional Trends





Region	2018 Jobs	2022 Jobs	Change	% Change
● Region	232	236	4	1.7%
● Wisconsin	5,822	5,994	172	3.0%
● United States	348,763	368,397	19,634	5.6%

Region	2018 Jobs	2022 Jobs	Change	% Change
--------	-----------	-----------	--------	----------





Regional Breakdown

County	2022 Jobs
La Crosse County, WI	137
Monroe County, WI	33
Vernon County, WI	15
Crawford County, WI	14
Juneau County, WI	13

Occupation Gender Breakdown

Gender	2016 Jobs	2016 Percent
Males	10	4.2% 
Females	221	95.8% 

Occupation Age Breakdown

Age	2016 Jobs	2016 Percent
14-18	1	0.3% 
19-24	25	10.9% 
25-34	72	31.1% 
35-44	64	27.9% 
45-54	43	18.7% 
55-64	23	10.1% 
65+	2	1.0% 

Age

2016 Jobs 2016 Percent

Occupation Race/Ethnicity Breakdown

	Race/Ethnicity	2016 Jobs	2016 Percent
●	White	223	96.8%
●	Hispanic or Latino	2	1.0%
●	Asian	2	0.9%
●	Black or African American	2	0.9%
●	American Indian or Alaska Native	1	0.3%
●	Two or More Races	0	0.1%
●	Native Hawaiian or Other Pacific Islander	0	0.0%

National Educational Attainment

	Education Level	2016 Percent
●	Less than high school diploma	2.7%
●	High school diploma or equivalent	29.9%
●	Some college, no degree	40.5%
●	Associate's degree	17.8%
●	Bachelor's degree	7.0%
●	Master's degree	0.5%
●	Doctoral or professional degree	1.6%

Occupational Programs

1	14	13
Programs (2015)	Completions (2015)	Openings (2015)
CIP Code	Program	Completions (2015)
51.0601	Dental Assisting/Assistant	14

Industries Employing Dental Assistant 2015 (AED)

Industry	Occupation Jobs in Industry (2016)	% of Occupation in Industry (2016)	% of Total Jobs in Industry (2016)
Offices of Dentists	206	89.3%	26.4%
Federal Government, Civilian, Excluding Postal Service	<10	3.1%	0.2%
Offices of Physicians (except Mental Health Specialists)	<10	2.2%	0.2%
Colleges, Universities, and Professional Schools	<10	0.9%	0.2%
Colleges, Universities, and Professional Schools (State Government)	<10	0.8%	0.1%

Appendix A - Data Sources and Calculations

Location Quotient

Location quotient (LQ) is a way of quantifying how concentrated a particular industry, cluster, occupation, or demographic group is in a region as compared to the nation. It can reveal what makes a particular region unique in comparison to the national average.

Occupation Data

Emsi occupation employment data are based on final Emsi industry data and final Emsi staffing patterns. Wage estimates are based on Occupational Employment Statistics (QCEW and Non-QCEW Employees classes of worker) and the American Community Survey (Self-Employed and Extended Proprietors). Occupational wage estimates also affected by county-level Emsi earnings by industry.

Completers Data

The completers data in this report is taken directly from the national IPEDS database published by the U.S. Department of Education's National Center for Education Statistics.

Institution Data

The institution data in this report is taken directly from the national IPEDS database published by the U.S. Department of Education's National Center for Education Statistics.

State Data Sources

This report uses state data from the following agencies: Illinois Department of Employment Security, Employment Projections; Iowa Workforce Development; Michigan Department of Labor and Economic Growth, Bureau of Labor Market Information and Strategic Initiatives; Minnesota Department of Employment and

