

# Occupation Overview

Emsi Q1 2017 Data Set

April 2017

## Western Technical College



400 Seventh Street  
La Crosse, Wisconsin 54601  
608.785.9200

# Parameters

## Occupations

---

Code	Description
33-2011	Firefighters

---

## Regions

---

Code	Description
55011	Buffalo County, WI
55023	Crawford County, WI
55053	Jackson County, WI
55057	Juneau County, WI
55063	La Crosse County, WI
55081	Monroe County, WI
55121	Trempealeau County, WI
55123	Vernon County, WI

---

## Timeframe

2018 - 2022

## Datarun

2017.1 – Employees

## Fire Protection Technician 2017 (AED) in Western Technical College District

**Firefighters (SOC 33-2011):**Control and extinguish fires or respond to emergency situations where life, property, or the environment is at risk. Duties may include fire prevention, emergency medical service, hazardous material response, search and rescue, and disaster assistance.

**Sample of Reported Job Titles:** Fire FighterFire EngineerVolunteer FirefighterVolunteer Fire FighterTruck OperatorWildland FirefighterWildland Fire FighterSquad BossRangerHot Shot

**Related O\*NET Occupations:** Municipal Firefighters (33-2011.01)Forest Firefighters (33-2011.02)

SOC	Description	2018 Jobs	2022 Jobs	2018 - 2022 Change	2018 - 2022 % Change	2018 - 2022 Openings	Annual Openings	Median Hourly Earnings
33-2011	Firefighters	739	734	(5)	(1%)	95	24	\$13.19

# Occupation Summary for Fire Protection Technician 2017 (AED)

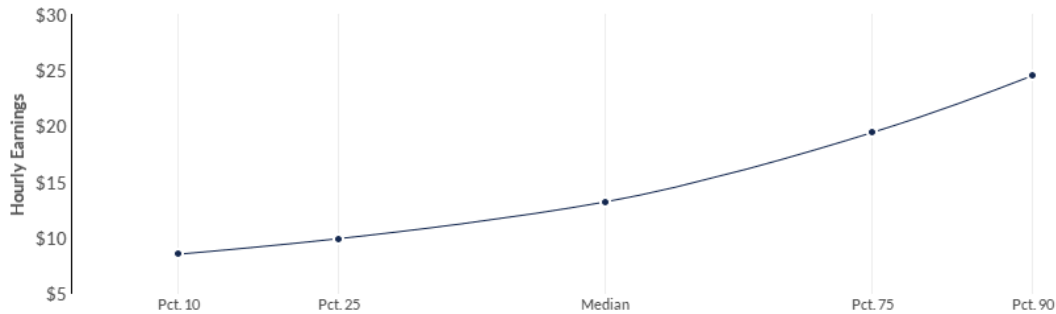
<b>744</b> Jobs (2016) 131% above National average	<b>-0.7%</b> % Change (2018-2022) Nation: 1.9%	<b>\$13.19/hr</b> Median Hourly Earnings Nation: \$23.83/hr
--	--	---

## Growth for Firefighters (33-2011)

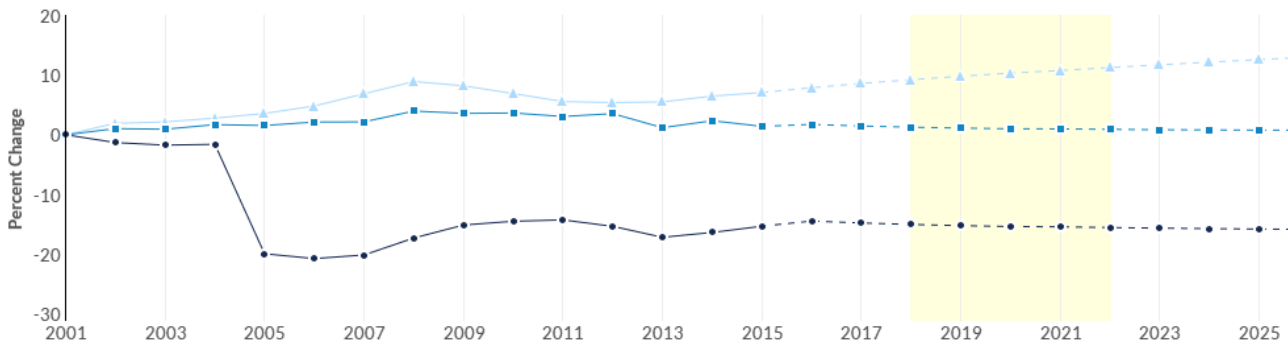
<b>739</b> 2018 Jobs	<b>734</b> 2022 Jobs	<b>-5</b> Change (2018-2022)	<b>-0.7%</b> % Change (2018-2022)
-------------------------	-------------------------	---------------------------------	--------------------------------------

## Percentile Earnings for Firefighters (33-2011)

<b>\$9.89/hr</b> 25th Percentile Earnings	<b>\$13.19/hr</b> Median Earnings	<b>\$19.41/hr</b> 75th Percentile Earnings
--	--------------------------------------	---



## Regional Trends



	Region	2018 Jobs	2022 Jobs	Change	% Change
●	Region	739	734	-5	-0.7%
●	Wisconsin	9,221	9,188	-33	-0.4%
●	United States	326,785	332,862	6,077	1.9%

## Regional Breakdown

County	2022 Jobs
--------	-----------

County	2022 Jobs
La Crosse County, WI	240
Monroe County, WI	126
Jackson County, WI	100
Trempealeau County, WI	77
Juneau County, WI	58

## Occupation Gender Breakdown







Gender	2016 Jobs	2016 Percent
Males	699	94.0%
Females	45	6.0%

## Occupation Age Breakdown








Age	2016 Jobs	2016 Percent
14-18	3	0.4%
19-24	33	4.4%
25-34	190	25.5%
35-44	258	34.7%
45-54	180	24.2%
55-64	76	10.2%
65+	5	0.7%

## Occupation Race/Ethnicity Breakdown

Race/Ethnicity	2016 Jobs	2016 Percent
White	663	89.2%

	Race/Ethnicity	2016 Jobs	2016 Percent
●	Black or African American	22	2.9% 
●	Hispanic or Latino	22	2.9% 
●	American Indian or Alaska Native	20	2.8% 
●	Two or More Races	11	1.4% 
●	Asian	6	0.8% 
●	Native Hawaiian or Other Pacific Islander	0	0.0% 

## National Educational Attainment

	Education Level	2016 Percent
●	Less than high school diploma	1.0% 
●	High school diploma or equivalent	16.1% 
●	Some college, no degree	43.5% 
●	Associate's degree	20.1% 
●	Bachelor's degree	17.3% 
●	Master's degree	1.8% 
●	Doctoral or professional degree	0.2% 

## Occupational Programs

	1	2	30
	Programs (2015)	Completions (2015)	Openings (2015)
CIP Code	Program	Completions (2015)	
43.0203	Fire Science/Fire-fighting	2	

## Industries Employing Fire Protection Technician 2015 (AED)

Industry	Occupation Jobs in Industry (2016)	% of Occupation in Industry (2016)	% of Total Jobs in Industry (2016)
Local Government, Excluding Education and Hospitals	677	90.9%	8.2%

<b>Education Level</b>	<b>2016 Percent</b>		
Federal Government, Civilian, Excluding Postal Service	27	3.7%	0.9%
Packaging and Labeling Services	20	2.7%	7.7%
State Government, Excluding Education and Hospitals	11	1.4%	0.5%
All Other Support Services	<10	1.1%	7.4%

# Appendix A - Data Sources and Calculations

## Location Quotient

Location quotient (LQ) is a way of quantifying how concentrated a particular industry, cluster, occupation, or demographic group is in a region as compared to the nation. It can reveal what makes a particular region unique in comparison to the national average.

## Occupation Data

Emsi occupation employment data are based on final Emsi industry data and final Emsi staffing patterns. Wage estimates are based on Occupational Employment Statistics (QCEW and Non-QCEW Employees classes of worker) and the American Community Survey (Self-Employed and Extended Proprietors). Occupational wage estimates also affected by county-level Emsi earnings by industry.

## Completers Data

The completers data in this report is taken directly from the national IPEDS database published by the U.S. Department of Education's National Center for Education Statistics.

## Institution Data

The institution data in this report is taken directly from the national IPEDS database published by the U.S. Department of Education's National Center for Education Statistics.

## State Data Sources

This report uses state data from the following agencies: Illinois Department of Employment Security, Employment Projections; Iowa Workforce Development; Michigan Department of Labor and Economic Growth, Bureau of Labor Market Information and Strategic Initiatives; Minnesota Department of Employment and Economic Development; Wisconsin Department of Workforce Development, Bureau of Workforce Information