

Occupation Overview

Emsi Q1 2017 Data Set

April 2017

Western Technical College



400 Seventh Street
La Crosse, Wisconsin 54601
608.785.9200

Parameters

Occupations

Code	Description
43-4051	Customer Service Representatives
43-4199	Information and Record Clerks, All Other
43-6013	Medical Secretaries
43-9011	Computer Operators
43-9041	Insurance Claims and Policy Processing Clerks

Regions

Code	Description
55011	Buffalo County, WI
55023	Crawford County, WI
55053	Jackson County, WI
55057	Juneau County, WI
55063	La Crosse County, WI
55081	Monroe County, WI
55121	Trempealeau County, WI
55123	Vernon County, WI

Timeframe

2018 - 2022

Datarun

2017.1 – Employees

Health Office Professional Embedded Tech Diploma 2017 (AED) in Western Technical College District

S	Description	2018 Jobs	2022 Jobs	2018 - 2022 Change	2018 - 2022 % Change	2018 - 2022 Openings	Annual Openings	Median Hourly Earnings
43-4051	Customer Service Representatives	2,155	2,204	49	2%	266	67	\$14.33
43-4199	Information and Record Clerks, All Other	180	182	2	1%	22	6	\$12.35
43-6013	Medical Secretaries	663	698	35	5%	65	16	\$15.64
43-9011	Computer Operators	34	33	(1)	(3%)	<10	Insf. Data	\$18.80
43-9041	Insurance Claims and Policy Processing Clerks	570	590	20	4%	80	20	\$14.77
		3,603	3,707	104	3%	434	109	\$14.58

Occupation Summary for Health Office Professional Embedded Tech Diploma 2015 (AED)

3,509 Jobs (2016) 6% below National average	2.9% % Change (2018-2022) Nation: 5.0%	\$14.58/hr Median Hourly Earnings Nation: \$16.03/hr
--	---	---

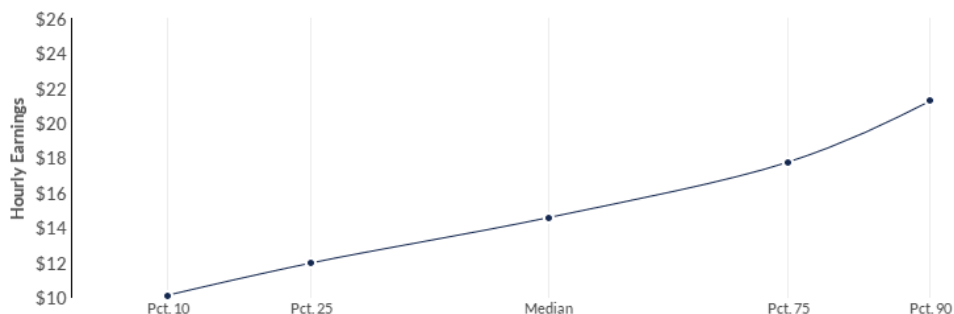
Growth

3,603 2018 Jobs	3,707 2022 Jobs	104 Change (2018-2022)	2.9% % Change (2018-2022)
---------------------------	---------------------------	----------------------------------	-------------------------------------

Occupation	2018 Jobs	2022 Jobs	Change	% Change
Customer Service Representatives (43-4051)	2,155	2,204	49	2%
Information and Record Clerks, All Other (43-4199)	180	182	2	1%
Medical Secretaries (43-6013)	663	698	35	5%
Computer Operators (43-9011)	34	33	-1	-3%
Insurance Claims and Policy Processing Clerks (43-9041)	570	590	20	4%

Percentile Earnings

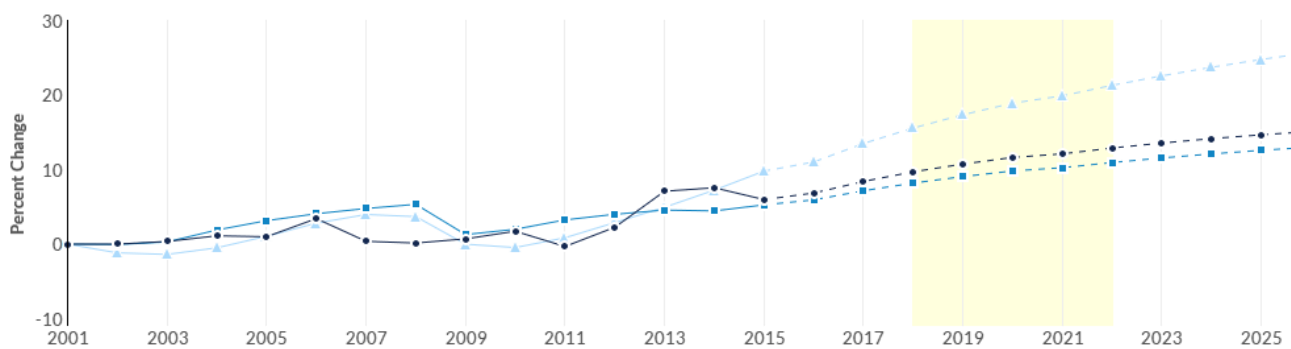
\$11.96/hr 25th Percentile Earnings	\$14.58/hr Median Earnings	\$17.74/hr 75th Percentile Earnings
---	--------------------------------------	---



Occupation	25th Percentile Earnings	Median Earnings	75th Percentile Earnings
Customer Service Representatives (43-4051)	\$11.43	\$14.33	\$17.65

Occupation	25th Percentile Earnings	Median Earnings	75th Percentile Earnings
Information and Record Clerks, All Other (43-4199)	\$9.32	\$12.35	\$18.43
Medical Secretaries (43-6013)	\$13.58	\$15.64	\$17.67
Computer Operators (43-9011)	\$15.18	\$18.80	\$23.21
Insurance Claims and Policy Processing Clerks (43-9041)	\$12.78	\$14.77	\$17.60

Regional Trends





	Region	2018 Jobs	2022 Jobs	Change	% Change
●	Region	3,603	3,707	104	2.9%
●	Wisconsin	74,185	76,076	1,891	2.5%
●	United States	3,884,306	4,076,719	192,413	5.0%



Regional Breakdown

County	2022 Jobs
La Crosse County, WI	2,633
Monroe County, WI	299
Trempealeau County, WI	198
Crawford County, WI	183
Vernon County, WI	137








Occupation Gender Breakdown

	Gender	2016 Jobs	2016 Percent
●	Males	808	23.0% 
●	Females	2,701	77.0% 

Occupation Age Breakdown

	Age	2016 Jobs	2016 Percent
●	14-18	41	1.2% 
●	19-24	389	11.1% 
●	25-34	908	25.9% 
●	35-44	702	20.0% 
●	45-54	743	21.2% 
●	55-64	607	17.3% 
●	65+	120	3.4% 

Occupation Race/Ethnicity Breakdown

	Race/Ethnicity	2016 Jobs	2016 Percent
●	White	3,273	93.3% 
●	Hispanic or Latino	71	2.0% 
●	Black or African American	67	1.9% 
●	Asian	52	1.5% 
●	Two or More Races	26	0.7% 
●	American Indian or Alaska Native	19	0.5% 
●	Native Hawaiian or Other Pacific Islander	1	0.0% 

Occupational Programs

Race/Ethnicity		2016 Jobs	2016 Percent
4		16	
Programs (2015)		Completions (2015)	
		111	
		Openings (2015)	
CIP Code	Program	Completions (2015)	
51.0710	Medical Office Assistant/Specialist	9	
51.0716	Medical Administrative/Executive Assistant and Medical Secretary	7	
11.0301	Data Processing and Data Processing Technology/Technician	0	
52.0408	General Office Occupations and Clerical Services	0	

Industries Employing Health Office Professional Embedded Tech Diploma 2017 (AED)

Industry	Occupation Group Jobs in Industry (2016)	% of Occupation Group in Industry (2016)	% of Total Jobs in Industry (2016)
Third Party Administration of Insurance and Pension Funds	483	13.8%	39.5%
General Medical and Surgical Hospitals	279	7.9%	2.9%
Offices of Physicians (except Mental Health Specialists)	228	6.5%	10.7%
Insurance Agencies and Brokerages	200	5.7%	31.2%
Telemarketing Bureaus and Other Contact Centers	180	5.1%	41.7%

Appendix A - Data Sources and Calculations

Location Quotient

Location quotient (LQ) is a way of quantifying how concentrated a particular industry, cluster, occupation, or demographic group is in a region as compared to the nation. It can reveal what makes a particular region unique in comparison to the national average.

Occupation Data

Emsi occupation employment data are based on final Emsi industry data and final Emsi staffing patterns. Wage estimates are based on Occupational Employment Statistics (QCEW and Non-QCEW Employees classes of worker) and the American Community Survey (Self-Employed and Extended Proprietors). Occupational wage estimates also affected by county-level Emsi earnings by industry.

Completers Data

The completers data in this report is taken directly from the national IPEDS database published by the U.S. Department of Education's National Center for Education Statistics.

Institution Data

The institution data in this report is taken directly from the national IPEDS database published by the U.S. Department of Education's National Center for Education Statistics.

State Data Sources

This report uses state data from the following agencies: Illinois Department of Employment Security, Employment Projections; Iowa Workforce Development; Michigan Department of Labor and Economic Growth, Bureau of Labor Market Information and Strategic Initiatives; Minnesota Department of Employment and Economic Development; Wisconsin Department of Workforce Development, Bureau of Workforce Information