

Occupation Overview

Emsi Q1 2017 Data Set

April 2017

Western Technical College



400 Seventh Street
La Crosse, Wisconsin 54601
608.785.9200

Parameters

Occupations

Code	Description
27-1025	Interior Designers

Regions

Code	Description
55011	Buffalo County, WI
55023	Crawford County, WI
55053	Jackson County, WI
55057	Juneau County, WI
55063	La Crosse County, WI
55081	Monroe County, WI
55121	Trempealeau County, WI
55123	Vernon County, WI

Timeframe

2018 - 2022

Datarun

2017.1 – Employees

Interior Design in Western Technical College District

SOC	Description	2018 Jobs	2022 Jobs	2018 - 2022 Change	2018 - 2022 % Change	2018 - 2022 Openings	Annual Openings	Median Hourly Earnings
27-1025	Interior Designers	45	46	1	2%	<10	Insf. Data	\$14.43

Occupation Summary for Interior Design

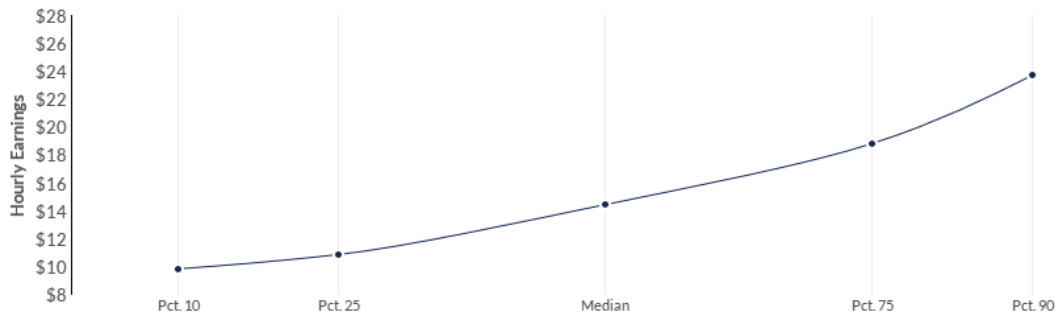
44 Jobs (2016) 16% below National average	2.2% % Change (2018-2022) Nation: 2.5%	\$14.43/hr Median Hourly Earnings Nation: \$24.13/hr
--------------------------------------------------------	-----------------------------------------------------	-------------------------------------------------------------------

Growth for Interior Designers (27-1025)

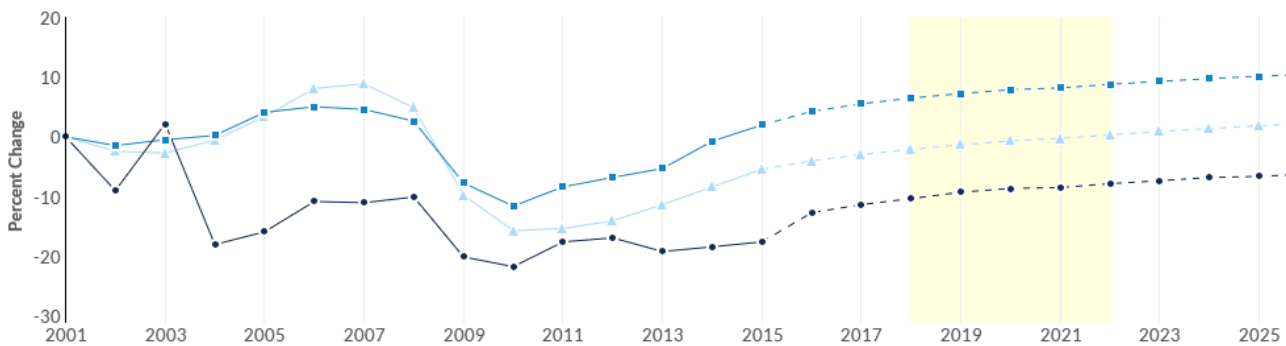
45 2018 Jobs	46 2022 Jobs	1 Change (2018-2022)	2.2% % Change (2018-2022)
------------------------	------------------------	--------------------------------	-------------------------------------

Percentile Earnings for Interior Designers (27-1025)

\$10.85/hr 25th Percentile Earnings	\$14.43/hr Median Earnings	\$18.81/hr 75th Percentile Earnings
-----------------------------------------------	--------------------------------------	-----------------------------------------------



Regional Trends





Region	2018 Jobs	2022 Jobs	Change	% Change
● Region	45	46	1	2.2%
● Wisconsin	1,061	1,084	23	2.2%

Region	2018 Jobs	2022 Jobs	Change	% Change
• United States	53,342	54,668	1,326	2.5%








Regional Breakdown

County	2022 Jobs
La Crosse County, WI	26
Trempealeau County, WI	12
Monroe County, WI	<10
Juneau County, WI	<10
Crawford County, WI	<10

Occupation Gender Breakdown

Gender	2016 Jobs	2016 Percent
• Males	21	48.5% 
• Females	23	51.5% 

Occupation Age Breakdown

Age	2016 Jobs	2016 Percent
• 14-18	0	0.6% 
• 19-24	3	7.1% 
• 25-34	14	32.5% 
• 35-44	9	19.7% 
• 45-54	10	22.7% 
• 55-64	6	14.0% 
• 65+	1	3.3% 

Age

2016 Jobs 2016 Percent

Occupation Race/Ethnicity Breakdown

	Race/Ethnicity	2016 Jobs	2016 Percent
●	White	41	94.5%
●	Asian	1	2.4%
●	Hispanic or Latino	1	2.3%
●	Black or African American	0	0.4%
●	Two or More Races	0	0.3%
●	American Indian or Alaska Native	0	0.0%
●	Native Hawaiian or Other Pacific Islander	0	0.0%

National Educational Attainment

	Education Level	2016 Percent
●	Less than high school diploma	2.3%
●	High school diploma or equivalent	9.8%
●	Some college, no degree	17.6%
●	Associate's degree	12.7%
●	Bachelor's degree	47.4%
●	Master's degree	8.7%
●	Doctoral or professional degree	1.4%

Occupational Programs

	1 Programs (2015)	0 Completions (2015)	4 Openings (2015)
CIP Code	Program	Completions (2015)	Completions (2015)

	Education Level	2016 Percent
50.0408	Interior Design	0

Industries Employing Interior Design

Industry	Occupation Jobs in Industry (2016)	% of Occupation in Industry (2016)	% of Total Jobs in Industry (2016)
Graphic Design Services	<10	16.1%	24.1%
Upholstered Household Furniture Manufacturing	<10	15.1%	0.2%
Architectural Services	<10	11.4%	4.6%
Furniture Stores	<10	9.5%	2.9%
Corporate, Subsidiary, and Regional Managing Offices	<10	4.9%	0.1%

Appendix A - Data Sources and Calculations

Location Quotient

Location quotient (LQ) is a way of quantifying how concentrated a particular industry, cluster, occupation, or demographic group is in a region as compared to the nation. It can reveal what makes a particular region unique in comparison to the national average.

Occupation Data

Emsi occupation employment data are based on final Emsi industry data and final Emsi staffing patterns. Wage estimates are based on Occupational Employment Statistics (QCEW and Non-QCEW Employees classes of worker) and the American Community Survey (Self-Employed and Extended Proprietors). Occupational wage estimates also affected by county-level Emsi earnings by industry.

Completers Data

The completers data in this report is taken directly from the national IPEDS database published by the U.S. Department of Education's National Center for Education Statistics.

Institution Data

The institution data in this report is taken directly from the national IPEDS database published by the U.S. Department of Education's National Center for Education Statistics.

State Data Sources

This report uses state data from the following agencies: Illinois Department of Employment Security, Employment Projections; Iowa Workforce Development; Michigan Department of Labor and Economic Growth, Bureau of Labor Market Information and Strategic Initiatives; Minnesota Department of Employment and Economic Development; Wisconsin Department of Workforce Development, Bureau of Workforce Information