

# Occupation Overview

Emsi Q1 2017 Data Set

April 2017

## Western Technical College



400 Seventh Street  
La Crosse, Wisconsin 54601  
608.785.9200

# Parameters

## Occupations

---

Code	Description
31-9092	Medical Assistants

---

## Regions

---

Code	Description
55011	Buffalo County, WI
55023	Crawford County, WI
55053	Jackson County, WI
55057	Juneau County, WI
55063	La Crosse County, WI
55081	Monroe County, WI
55121	Trempealeau County, WI
55123	Vernon County, WI

---

## Timeframe

2018 - 2022

## Datarun

2017.1 – Employees

## Medical Assistant 2017 (AED) in Western Technical College District

**Medical Assistants (SOC 31-9092):** Perform administrative and certain clinical duties under the direction of a physician. Administrative duties may include scheduling appointments, maintaining medical records, billing, and coding information for insurance purposes. Clinical duties may include taking and recording vital signs and medical histories, preparing patients for examination, drawing blood, and administering medications as directed by physician. Excludes "Physician Assistants" (29-1071).

**Sample of Reported Job Titles:** Chiropractor Assistant Certified Medical Assistant (CMA) Medical Assistant (MA) Registered Medical Assistant (RMA) Optometric Technician Optometric Assistant Ophthalmic Technician Medical Office Assistant Doctor's Assistant Clinical Assistant

**Related O\*NET Occupation:** Medical Assistants (31-9092.00)

SOC	Description	2018 Jobs	2022 Jobs	2018 - 2022 Change	2018 - 2022 % Change	2018 - 2022 Openings	Annual Openings	Median Hourly Earnings
31-9092	Medical Assistants	452	493	41	9%	87	22	\$14.94

## Occupation Summary for Medical Assistant 2015 (AED)

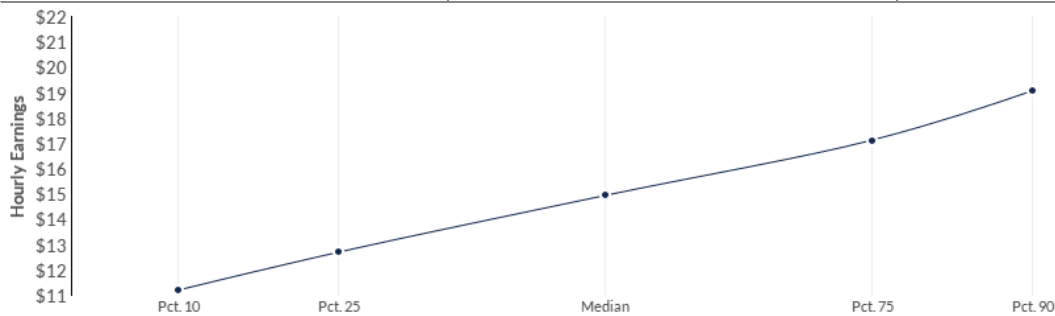
<b>422</b> Jobs (2016) 32% below National average	<b>9.1%</b> % Change (2018-2022) Nation: 6.9%	<b>\$14.94/hr</b> Median Hourly Earnings Nation: \$15.01/hr
---	---	---

## Growth for Medical Assistants (31-9092)

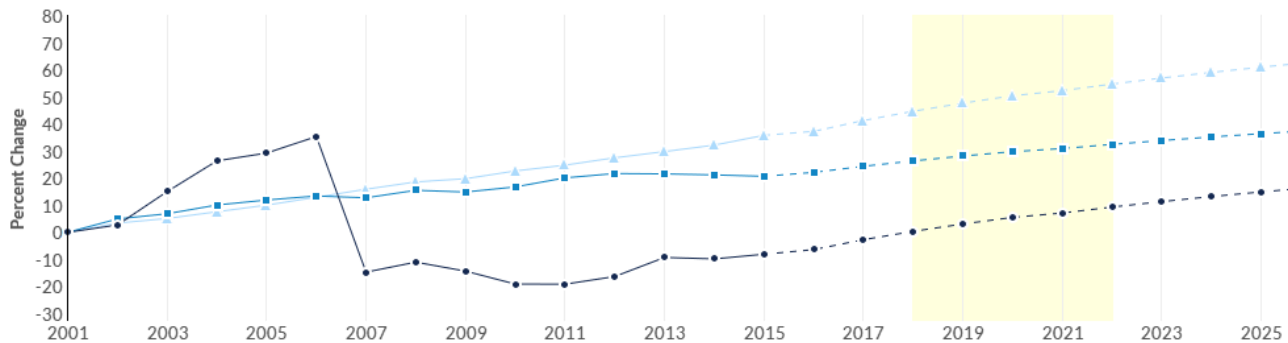
<b>452</b> 2018 Jobs	<b>493</b> 2022 Jobs	<b>41</b> Change (2018-2022)	<b>9.1%</b> % Change (2018-2022)
-------------------------	-------------------------	---------------------------------	-------------------------------------

## Percentile Earnings for Medical Assistants (31-9092)

<b>\$12.70/hr</b> 25th Percentile Earnings	<b>\$14.94/hr</b> Median Earnings	<b>\$17.12/hr</b> 75th Percentile Earnings
---	--------------------------------------	---



## Regional Trends





	Region	2018 Jobs	2022 Jobs	Change	% Change
●	Region	452	493	41	9.1%
●	Wisconsin	11,927	12,504	577	4.8%
●	United States	656,242	701,726	45,484	6.9%

Region	2018 Jobs	2022 Jobs	Change	% Change
--------	-----------	-----------	--------	----------






## Regional Breakdown

County	2022 Jobs
La Crosse County, WI	203
Monroe County, WI	96
Vernon County, WI	60
Jackson County, WI	48
Crawford County, WI	40

## Occupation Gender Breakdown

Gender	2016 Jobs	2016 Percent
Males	31	7.3% 
Females	391	92.7% 

## Occupation Age Breakdown

Age	2016 Jobs	2016 Percent
14-18	2	0.5% 
19-24	53	12.5% 
25-34	133	31.4% 
35-44	103	24.4% 
45-54	75	17.8% 
55-64	50	11.7% 
65+	7	1.7% 

## Occupation Race/Ethnicity Breakdown

	Race/Ethnicity	2016 Jobs	2016 Percent
●	White	398	94.4%
●	Hispanic or Latino	10	2.4%
●	Asian	5	1.2%
●	Black or African American	5	1.2%
●	Two or More Races	3	0.6%
●	American Indian or Alaska Native	1	0.2%
●	Native Hawaiian or Other Pacific Islander	0	0.0%

## National Educational Attainment

	Education Level	2016 Percent
●	Less than high school diploma	2.7%
●	High school diploma or equivalent	22.5%
●	Some college, no degree	42.7%
●	Associate's degree	22.3%
●	Bachelor's degree	7.7%
●	Master's degree	1.2%
●	Doctoral or professional degree	0.8%

## Occupational Programs

	6 Programs (2015)	81 Completions (2015)	18 Openings (2015)
CIP Code	Program	Completions (2015)	
51.0801	Medical/Clinical Assistant	51	
51.0705	Medical Office Management/Administration	12	
51.0710	Medical Office Assistant/Specialist	9	
51.0716	Medical Administrative/Executive Assistant and Medical Secretary	7	
51.0713	Medical Insurance Coding Specialist/Coder	2	

## Industries Employing Medical Assistant 2017 (AED)

Industry	Occupation Jobs in Industry (2016)	% of Occupation in Industry (2016)	% of Total Jobs in Industry (2016)
Offices of Physicians (except Mental Health Specialists)	231	54.8%	10.9%
General Medical and Surgical Hospitals	74	17.4%	0.8%
Offices of Chiropractors	39	9.1%	14.4%
Offices of Physicians, Mental Health Specialists	19	4.6%	5.9%
Offices of Optometrists	<10	1.7%	6.9%

# Appendix A - Data Sources and Calculations

## Location Quotient

Location quotient (LQ) is a way of quantifying how concentrated a particular industry, cluster, occupation, or demographic group is in a region as compared to the nation. It can reveal what makes a particular region unique in comparison to the national average.

## Occupation Data

Emsi occupation employment data are based on final Emsi industry data and final Emsi staffing patterns. Wage estimates are based on Occupational Employment Statistics (QCEW and Non-QCEW Employees classes of worker) and the American Community Survey (Self-Employed and Extended Proprietors). Occupational wage estimates also affected by county-level Emsi earnings by industry.

## Completers Data

The completers data in this report is taken directly from the national IPEDS database published by the U.S. Department of Education's National Center for Education Statistics.

## Institution Data

The institution data in this report is taken directly from the national IPEDS database published by the U.S. Department of Education's National Center for Education Statistics.

## State Data Sources

This report uses state data from the following agencies: Illinois Department of Employment Security, Employment Projections; Iowa Workforce Development; Michigan Department of Labor and Economic Growth, Bureau of Labor Market Information and Strategic Initiatives; Minnesota Department of Employment and Economic Development; Wisconsin Department of Workforce Development, Bureau of Workforce Information