

Occupation Overview

Emsi Q1 2017 Data Set

April 2017

Western Technical College



400 Seventh Street
La Crosse, Wisconsin 54601
608.785.9200

Parameters

Occupations

Code	Description
29-2012	Medical and Clinical Laboratory Technicians

Regions

Code	Description
55011	Buffalo County, WI
55023	Crawford County, WI
55053	Jackson County, WI
55057	Juneau County, WI
55063	La Crosse County, WI
55081	Monroe County, WI
55121	Trempealeau County, WI
55123	Vernon County, WI

Timeframe

2018 - 2022

Datarun

2017.1 – Employees

Medical Lab Tech 2017 (AED) in Western Technical College District

Medical and Clinical Laboratory Technicians (SOC 29-2012): Perform routine medical laboratory tests for the diagnosis, treatment, and prevention of disease. May work under the supervision of a medical technologist.

Sample of Reported Job Titles: Specimen Processor Medical Laboratory Technician (MLT) Laboratory Technician Medical Technician Medical Laboratory Technicians (Medical Lab Technician) Medical Laboratory Technician (Medical Lab Tech) Laboratory Supervisor Laboratory Assistant (Lab Assistant) Clinical Laboratory Technician (Clinical Lab Technician) Clinical Laboratory Scientist

Related O*NET Occupation: Medical and Clinical Laboratory Technicians (29-2012.00)

SOC	Description	2018 Jobs	2022 Jobs	2018 - 2022 Change	2018 - 2022 % Change	2018 - 2022 Openings	Annual Openings	Median Hourly Earnings
29-2012	Medical and Clinical Laboratory Technicians	104	107	3	3%	14	4	\$18.40

Occupation Summary for Medical Lab Tech 2017 (AED)

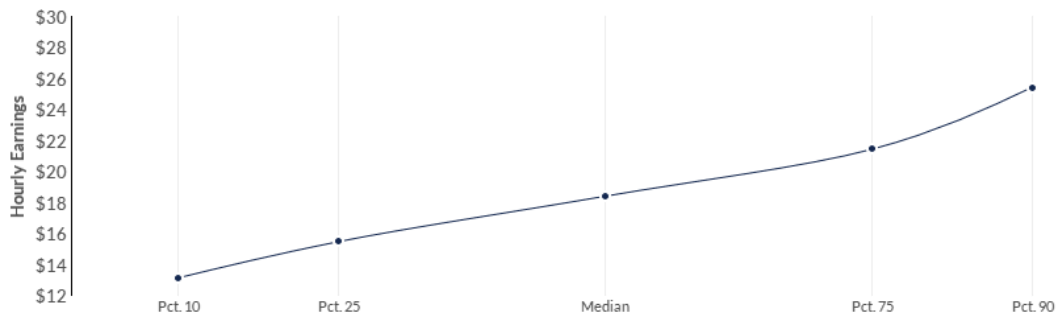
102 Jobs (2016) 37% below National average	2.9% % Change (2018-2022) Nation: 5.9%	\$18.40/hr Median Hourly Earnings Nation: \$19.07/hr
---	---	---

Growth for Medical and Clinical Laboratory Technicians (29-2012)

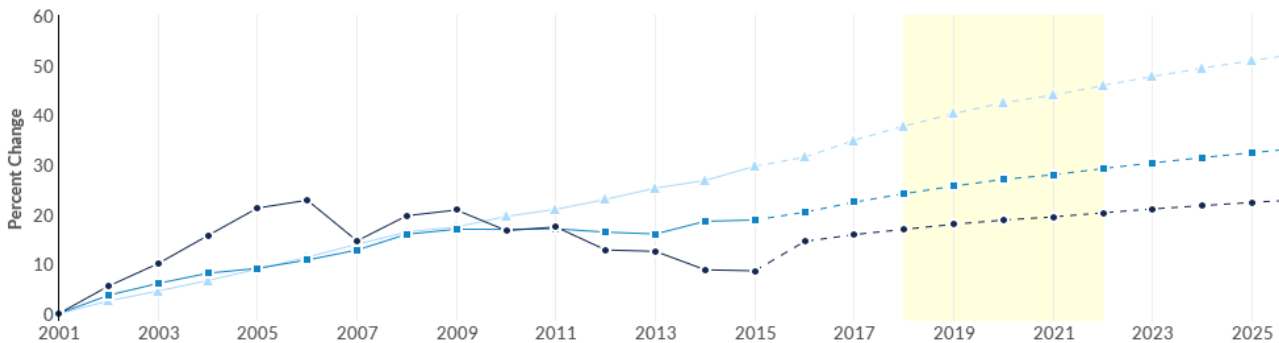
104 2018 Jobs	107 2022 Jobs	3 Change (2018-2022)	2.9% % Change (2018-2022)
-------------------------	-------------------------	--------------------------------	-------------------------------------

Percentile Earnings for Medical and Clinical Laboratory Technicians (29-2012)

\$15.46/hr 25th Percentile Earnings	\$18.40/hr Median Earnings	\$21.43/hr 75th Percentile Earnings
---	--------------------------------------	---



Regional Trends



Region	2018 Jobs	2022 Jobs	Change	% Change
● Region	104	107	3	2.9%
● Wisconsin	2,807	2,921	114	4.1%

Region	2018 Jobs	2022 Jobs	Change	% Change
• United States	169,225	179,253	10,028	5.9%



Regional Breakdown

County	2022 Jobs
La Crosse County, WI	46
Monroe County, WI	20
Vernon County, WI	11
Juneau County, WI	<10
Jackson County, WI	<10

Occupation Gender Breakdown

Gender	2016 Jobs	2016 Percent
• Males	24	23.3% 
• Females	78	76.7% 

Occupation Age Breakdown

Age	2016 Jobs	2016 Percent
• 14-18	0	0.2%
• 19-24	7	6.7% 
• 25-34	24	23.4% 
• 35-44	19	19.0% 
• 45-54	24	24.0% 
• 55-64	24	23.1% 
• 65+	4	3.5% 

Age

2016 Jobs 2016 Percent

Occupation Race/Ethnicity Breakdown

	Race/Ethnicity	2016 Jobs	2016 Percent
●	White	95	93.3%
●	Asian	3	3.2%
●	Black or African American	1	1.4%
●	Hispanic or Latino	1	1.3%
●	Two or More Races	1	0.6%
●	American Indian or Alaska Native	0	0.3%
●	Native Hawaiian or Other Pacific Islander	0	0.0%

National Educational Attainment

	Education Level	2016 Percent
●	Less than high school diploma	1.4%
●	High school diploma or equivalent	9.5%
●	Some college, no degree	19.0%
●	Associate's degree	17.2%
●	Bachelor's degree	44.1%
●	Master's degree	6.5%
●	Doctoral or professional degree	2.3%

Occupational Programs

	1 Programs (2015)	9 Completions (2015)	8 Openings (2015)
CIP Code	Program	Completions (2015)	Completions (2015)

	Education Level	2016 Percent
51.1004	Clinical/Medical Laboratory Technician	9

Industries Employing Medical Lab Tech 2017 (AED)

Industry	Occupation Jobs in Industry (2016)	% of Occupation in Industry (2016)	% of Total Jobs in Industry (2016)
General Medical and Surgical Hospitals	67	66.4%	0.7%
Offices of Physicians (except Mental Health Specialists)	14	13.6%	0.7%
Federal Government, Civilian, Excluding Postal Service	<10	6.3%	0.2%
Blood and Organ Banks	<10	2.4%	3.1%
Offices of Physicians, Mental Health Specialists	<10	1.4%	0.3%

Appendix A - Data Sources and Calculations

Location Quotient

Location quotient (LQ) is a way of quantifying how concentrated a particular industry, cluster, occupation, or demographic group is in a region as compared to the nation. It can reveal what makes a particular region unique in comparison to the national average.

Occupation Data

Emsi occupation employment data are based on final Emsi industry data and final Emsi staffing patterns. Wage estimates are based on Occupational Employment Statistics (QCEW and Non-QCEW Employees classes of worker) and the American Community Survey (Self-Employed and Extended Proprietors). Occupational wage estimates also affected by county-level Emsi earnings by industry.

Completers Data

The completers data in this report is taken directly from the national IPEDS database published by the U.S. Department of Education's National Center for Education Statistics.

Institution Data

The institution data in this report is taken directly from the national IPEDS database published by the U.S. Department of Education's National Center for Education Statistics.

State Data Sources

This report uses state data from the following agencies: Illinois Department of Employment Security, Employment Projections; Iowa Workforce Development; Michigan Department of Labor and Economic Growth, Bureau of Labor Market Information and Strategic Initiatives; Minnesota Department of Employment and Economic Development; Wisconsin Department of Workforce Development, Bureau of Workforce Information