

Occupation Overview

Emsi Q1 2017 Data Set

April 2017

Western Technical College



400 Seventh Street
La Crosse, Wisconsin 54601
608.785.9200

Parameters

Occupations

Code	Description
31-1011	Home Health Aides
31-1013	Psychiatric Aides
31-1014	Nursing Assistants
31-1015	Orderlies
39-9021	Personal Care Aides

Regions

Code	Description
55011	Buffalo County, WI
55023	Crawford County, WI
55053	Jackson County, WI
55057	Juneau County, WI
55063	La Crosse County, WI
55081	Monroe County, WI
55121	Trempealeau County, WI
55123	Vernon County, WI

Timeframe

2018 - 2022

Datarun

2017.1 – Employees

Nursing Assistant 2017 (AED) in Western Technical College District

SOC	Description	2018 Jobs	2022 Jobs	2018 - 2022 Change	2018 - 2022 % Change	2018 - 2022 Openings	Annual Openings	Median Hourly Earnings
31-1011	Home Health Aides	154	208	54	35%	71	18	\$11.16
31-1013	Psychiatric Aides	30	33	3	10%	<10	Insf. Data	\$13.52
31-1014	Nursing Assistants	2,812	2,854	42	1%	311	78	\$13.09
31-1015	Orderlies	41	41	0	0%	<10	Insf. Data	\$12.96
39-9021	Personal Care Aides	2,475	2,584	109	4%	211	53	\$10.40
		5,512	5,720	208	4%	604	151	\$11.83

Occupation Summary for Nursing Assistant 2015 (AED)

5,341 Jobs (2016) 25% above National average	3.8% % Change (2018-2022) Nation: 9.3%	\$11.83/hr Median Hourly Earnings Nation: \$11.40/hr
---	---	---

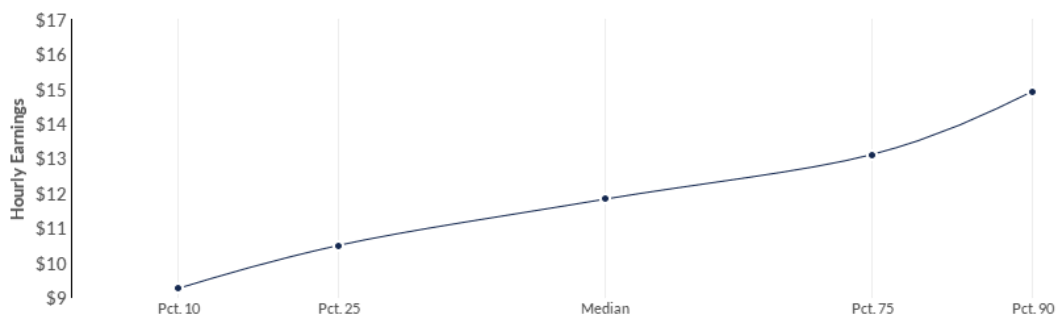
Growth

5,512 2018 Jobs	5,720 2022 Jobs	208 Change (2018-2022)	3.8% % Change (2018-2022)
---------------------------	---------------------------	----------------------------------	-------------------------------------

Occupation	2018 Jobs	2022 Jobs	Change	% Change
Home Health Aides (31-1011)	154	208	54	35%
Psychiatric Aides (31-1013)	30	33	3	10%
Nursing Assistants (31-1014)	2,812	2,854	42	1%
Orderlies (31-1015)	41	41	0	0%
Personal Care Aides (39-9021)	2,475	2,584	109	4%

Percentile Earnings

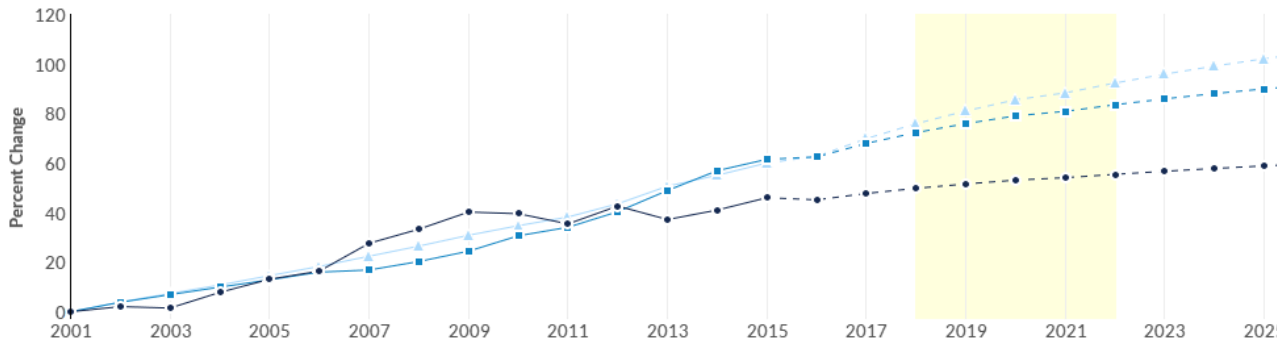
\$10.50/hr 25th Percentile Earnings	\$11.83/hr Median Earnings	\$13.11/hr 75th Percentile Earnings
---	--------------------------------------	---



Occupation	25th Percentile Earnings	Median Earnings	75th Percentile Earnings
Home Health Aides (31-1011)	\$10.16	\$11.16	\$12.68
Psychiatric Aides (31-1013)	\$12.28	\$13.52	\$15.63
Nursing Assistants (31-1014)	\$11.47	\$13.09	\$14.63

Occupation	25th Percentile Earnings	Median Earnings	75th Percentile Earnings
Orderlies (31-1015)	\$11.27	\$12.96	\$14.94
Personal Care Aides (39-9021)	\$9.38	\$10.40	\$11.36

Regional Trends





	Region	2018 Jobs	2022 Jobs	Change	% Change
●	Region	5,512	5,720	208	3.8%
●	Wisconsin	119,875	127,698	7,823	6.5%
●	United States	4,618,300	5,049,431	431,131	9.3%

Regional Breakdown








County	2022 Jobs
La Crosse County, WI	3,338
Monroe County, WI	532
Vernon County, WI	524
Juneau County, WI	411
Trempealeau County, WI	294

Occupation Gender Breakdown








Gender	2016 Jobs	2016 Percent
--------	-----------	--------------

	Gender	2016 Jobs	2016 Percent
•	Males	742	13.9% 
•	Females	4,599	86.1% 

Occupation Age Breakdown

	Age	2016 Jobs	2016 Percent
•	14-18	74	1.4% 
•	19-24	1,021	19.1% 
•	25-34	1,147	21.5% 
•	35-44	849	15.9% 
•	45-54	1,005	18.8% 
•	55-64	945	17.7% 
•	65+	299	5.6% 

Occupation Race/Ethnicity Breakdown

	Race/Ethnicity	2016 Jobs	2016 Percent
•	White	4,818	90.2% 
•	Asian	192	3.6% 
•	Black or African American	165	3.1% 
•	Hispanic or Latino	94	1.8% 
•	Two or More Races	40	0.8% 
•	American Indian or Alaska Native	31	0.6% 
•	Native Hawaiian or Other Pacific Islander	0	0.0% 

Occupational Programs

2 Programs (2015)	423 Completions (2015)	176 Openings (2015)
-----------------------------	----------------------------------	-------------------------------

CIP Code	Program	Completions (2015)
51.3902	Nursing Assistant/Aide and Patient Care Assistant/Aide	400
51.1502	Psychiatric/Mental Health Services Technician	23

Industries Employing Nursing Assistant 2017 (AED)

Industry	Occupation Group Jobs in Industry (2016)	% of Occupation Group in Industry (2016)	% of Total Jobs in Industry (2016)
Nursing Care Facilities (Skilled Nursing Facilities)	1,159	21.7%	52.2%
General Medical and Surgical Hospitals	1,066	20.0%	11.1%
Services for the Elderly and Persons with Disabilities	752	14.1%	84.8%
Residential Intellectual and Developmental Disability Facilities	556	10.4%	75.9%
Assisted Living Facilities for the Elderly	341	6.4%	52.4%

Appendix A - Data Sources and Calculations

Location Quotient

Location quotient (LQ) is a way of quantifying how concentrated a particular industry, cluster, occupation, or demographic group is in a region as compared to the nation. It can reveal what makes a particular region unique in comparison to the national average.

Occupation Data

Emsi occupation employment data are based on final Emsi industry data and final Emsi staffing patterns. Wage estimates are based on Occupational Employment Statistics (QCEW and Non-QCEW Employees classes of worker) and the American Community Survey (Self-Employed and Extended Proprietors). Occupational wage estimates also affected by county-level Emsi earnings by industry.

Completers Data

The completers data in this report is taken directly from the national IPEDS database published by the U.S. Department of Education's National Center for Education Statistics.

Institution Data

The institution data in this report is taken directly from the national IPEDS database published by the U.S. Department of Education's National Center for Education Statistics.

State Data Sources

This report uses state data from the following agencies: Illinois Department of Employment Security, Employment Projections; Iowa Workforce Development; Michigan Department of Labor and Economic Growth, Bureau of Labor Market Information and Strategic Initiatives; Minnesota Department of Employment and Economic Development; Wisconsin Department of Workforce Development, Bureau of Workforce Information