

Occupation Overview

Emsi Q1 2017 Data Set

April 2017

Western Technical College



400 Seventh Street
La Crosse, Wisconsin 54601
608.785.9200

Parameters

Occupations

Code	Description
29-2041	Emergency Medical Technicians and Paramedics

Regions

Code	Description
55011	Buffalo County, WI
55023	Crawford County, WI
55053	Jackson County, WI
55057	Juneau County, WI
55063	La Crosse County, WI
55081	Monroe County, WI
55121	Trempealeau County, WI
55123	Vernon County, WI

Timeframe

2018 - 2022

Datarun

2017.1 – Employees

Paramedic Technician 2017 (AED) in Western Technical College District

Emergency Medical Technicians and Paramedics (SOC 29-2041): Assess injuries, administer emergency medical care, and extricate trapped individuals. Transport injured or sick persons to medical facilities.

Sample of Reported Job Titles: ParamedicFlight ParamedicEmergency Medical Technician, Basic (EMT, B)Emergency Medical Technician (EMT)Multi Care Technician (Multi Care Tech)First ResponderEMT/Dispatcher (Emergency Medical Technician/Dispatcher)EMT, Paramedic (Emergency Medical Technician, Paramedic)EMT Intermediate (Emergency Medical Technician, Intermediate)Emergency Medical Technician/Driver (EMT/DRIVER)

Related O*NET Occupation: Emergency Medical Technicians and Paramedics (29-2041.00)

SOC	Description	2018 Jobs	2022 Jobs	2018 - 2022 Change	2018 - 2022 % Change	2018 - 2022 Openings	Annual Openings	Median Hourly Earnings
29-2041	Emergency Medical Technicians and Paramedics	490	504	14	3%	54	14	\$10.59

Occupation Summary for Paramedic Technician 2017 (AED)

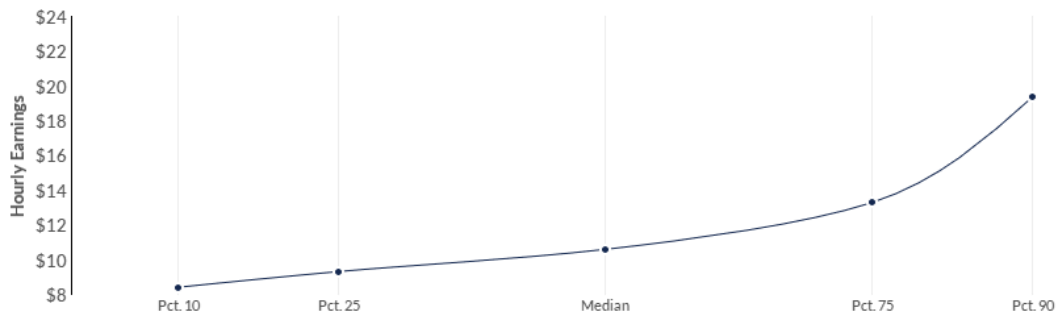
480 Jobs (2016) 101% above National average	2.9% % Change (2018-2022) Nation: 6.8%	\$10.59/hr Median Hourly Earnings Nation: \$15.97/hr
--	---	---

Growth for Emergency Medical Technicians and Paramedics (29-2041)

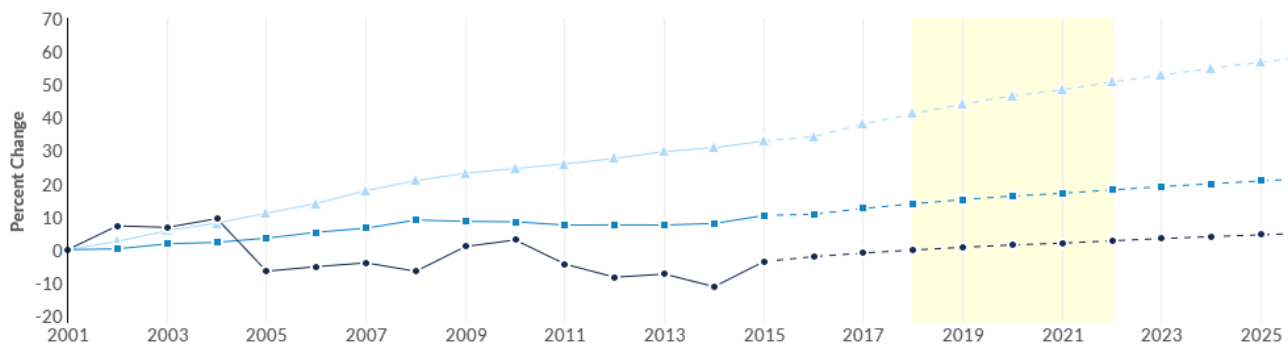
490 2018 Jobs	504 2022 Jobs	14 Change (2018-2022)	2.9% % Change (2018-2022)
-------------------------	-------------------------	---------------------------------	-------------------------------------

Percentile Earnings for Emergency Medical Technicians and Paramedics (29-2041)

\$9.31/hr 25th Percentile Earnings	\$10.59/hr Median Earnings	\$13.28/hr 75th Percentile Earnings
--	--------------------------------------	---



Regional Trends



Region	2018 Jobs	2022 Jobs	Change	% Change
● Region	490	504	14	2.9%
● Wisconsin	6,320	6,553	233	3.7%

Region	2018 Jobs	2022 Jobs	Change	% Change
• United States	252,309	269,360	17,051	6.8%




Regional Breakdown

County	2022 Jobs
La Crosse County, WI	114
Juneau County, WI	91
Monroe County, WI	76
Jackson County, WI	64
Trempealeau County, WI	62

Occupation Gender Breakdown

Gender	2016 Jobs	2016 Percent
• Males	267	55.7% 
• Females	213	44.3% 

Occupation Age Breakdown

Age	2016 Jobs	2016 Percent
• 14-18	1	0.3%
• 19-24	52	10.8% 
• 25-34	163	34.0% 
• 35-44	128	26.7% 
• 45-54	81	16.8% 
• 55-64	48	9.9% 
• 65+	7	1.5%

Age

2016 Jobs 2016 Percent

Occupation Race/Ethnicity Breakdown

	Race/Ethnicity	2016 Jobs	2016 Percent
●	White	448	93.2%
●	Hispanic or Latino	10	2.2%
●	Black or African American	7	1.4%
●	American Indian or Alaska Native	6	1.3%
●	Two or More Races	5	1.0%
●	Asian	4	0.9%
●	Native Hawaiian or Other Pacific Islander	0	0.0%

National Educational Attainment

	Education Level	2016 Percent
●	Less than high school diploma	0.8%
●	High school diploma or equivalent	13.9%
●	Some college, no degree	46.9%
●	Associate's degree	21.4%
●	Bachelor's degree	14.9%
●	Master's degree	1.6%
●	Doctoral or professional degree	0.5%

Occupational Programs

1	62	16
Programs (2015)	Completions (2015)	Openings (2015)
CIP Code	Program	Completions (2015)

	Education Level	2016 Percent
51.0904	Emergency Medical Technology/Technician (EMT Paramedic)	62

Industries Employing Paramedic Technician 2017 (AED)

Industry	Occupation Jobs in Industry (2016)	% of Occupation in Industry (2016)	% of Total Jobs in Industry (2016)
Local Government, Excluding Education and Hospitals	253	52.6%	3.1%
Ambulance Services	103	21.5%	74.6%
General Medical and Surgical Hospitals	97	20.2%	1.0%
Packaging and Labeling Services	<10	1.7%	3.1%
State Government, Excluding Education and Hospitals	<10	0.7%	0.1%

Appendix A - Data Sources and Calculations

Location Quotient

Location quotient (LQ) is a way of quantifying how concentrated a particular industry, cluster, occupation, or demographic group is in a region as compared to the nation. It can reveal what makes a particular region unique in comparison to the national average.

Occupation Data

Emsi occupation employment data are based on final Emsi industry data and final Emsi staffing patterns. Wage estimates are based on Occupational Employment Statistics (QCEW and Non-QCEW Employees classes of worker) and the American Community Survey (Self-Employed and Extended Proprietors). Occupational wage estimates also affected by county-level Emsi earnings by industry.

Completers Data

The completers data in this report is taken directly from the national IPEDS database published by the U.S. Department of Education's National Center for Education Statistics.

Institution Data

The institution data in this report is taken directly from the national IPEDS database published by the U.S.

Department of Education's National Center for Education Statistics.

State Data Sources

This report uses state data from the following agencies: Illinois Department of Employment Security, Employment Projections; Iowa Workforce Development; Michigan Department of Labor and Economic Growth, Bureau of Labor Market Information and Strategic Initiatives; Minnesota Department of Employment and Economic Development; Wisconsin Department of Workforce Development, Bureau of Workforce Information