

Occupation Overview

Emsi Q1 2017 Data Set

April 2017

Western Technical College



400 Seventh Street
La Crosse, Wisconsin 54601
608.785.9200

Parameters

Occupations

Code	Description
29-2052	Pharmacy Technicians

Regions

Code	Description
55011	Buffalo County, WI
55023	Crawford County, WI
55053	Jackson County, WI
55057	Juneau County, WI
55063	La Crosse County, WI
55081	Monroe County, WI
55121	Trempealeau County, WI
55123	Vernon County, WI

Timeframe

2018 - 2022

Datarun

2017.1 – Employees

Pharmacy Tech in Western Technical College District

Pharmacy Technicians (SOC 29-2052): Prepare medications under the direction of a pharmacist. May measure, mix, count out, label, and record amounts and dosages of medications according to prescription orders.

Sample of Reported Job Titles: Pharmacy Technician (Pharmacy Tech) Certified Pharmacy Technician (CPhT) Technician, Inventory Specialist Technician Senior Pharmacy Technician Lead Pharmacy Technician (Lead Pharmacy Tech) Lead Pharmacy Tech, Certified Pharmacy Technician (Lead Pharmacy Tech, CPhT) Compounding Technician Billing and Quality Technician Accredited Pharmacy Technician

Related O*NET Occupation: Pharmacy Technicians (29-2052.00)

SOC	Description	2018 Jobs	2022 Jobs	2018 - 2022 Change	2018 - 2022 % Change	2018 - 2022 Openings	Annual Openings	Median Hourly Earnings
29-2052	Pharmacy Technicians	524	523	(1)	(0%)	25	6	\$14.09

Occupation Summary for Pharmacy Tech

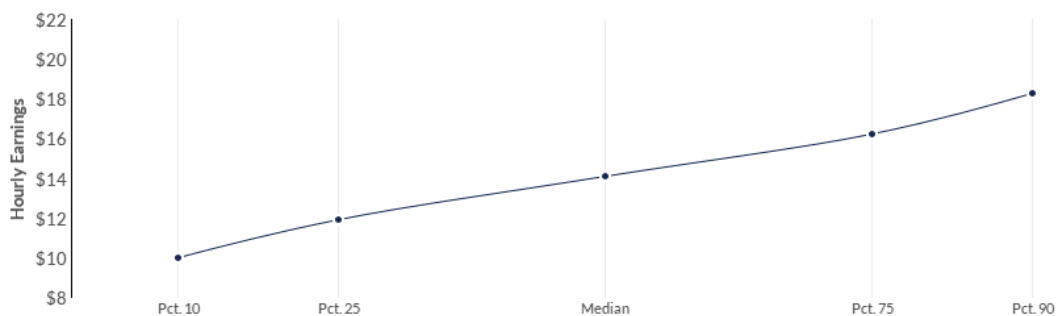
525 Jobs (2016) 35% above National average	-0.2% % Change (2018-2022) Nation: 4.5%	\$14.09/hr Median Hourly Earnings Nation: \$14.87/hr
---	--	---

Growth for Pharmacy Technicians (29-2052)

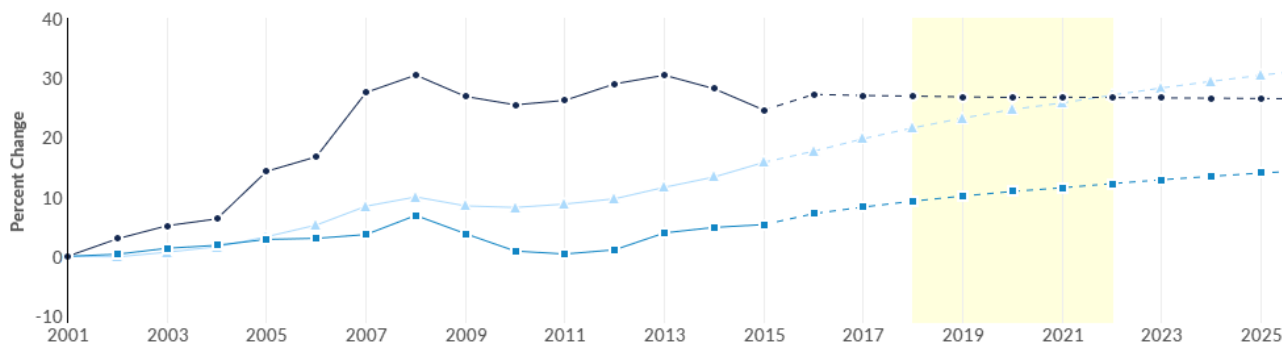
524 2018 Jobs	523 2022 Jobs	-1 Change (2018-2022)	-0.2% % Change (2018-2022)
-------------------------	-------------------------	---------------------------------	--------------------------------------

Percentile Earnings for Pharmacy Technicians (29-2052)

\$11.91/hr 25th Percentile Earnings	\$14.09/hr Median Earnings	\$16.23/hr 75th Percentile Earnings
---	--------------------------------------	---



Regional Trends





	Region	2018 Jobs	2022 Jobs	Change	% Change
●	Region	524	523	-1	-0.2%
●	Wisconsin	7,581	7,786	205	2.7%

Region	2018 Jobs	2022 Jobs	Change	% Change
• United States	402,462	420,648	18,186	4.5%



Regional Breakdown

County	2022 Jobs
La Crosse County, WI	323
Monroe County, WI	56
Crawford County, WI	43
Vernon County, WI	30
Juneau County, WI	29

Occupation Gender Breakdown

Gender	2016 Jobs	2016 Percent
• Males	108	20.5% 
• Females	417	79.5% 






Occupation Age Breakdown

Age	2016 Jobs	2016 Percent
• 14-18	5	1.0% 
• 19-24	89	17.0% 
• 25-34	160	30.5% 
• 35-44	100	19.0% 
• 45-54	91	17.4% 
• 55-64	70	13.2% 
• 65+	10	2.0% 








Age

2016 Jobs 2016 Percent

Occupation Race/Ethnicity Breakdown

	Race/Ethnicity	2016 Jobs	2016 Percent
●	White	492	93.7% 
●	Asian	10	1.9% 
●	Hispanic or Latino	9	1.7% 
●	Black or African American	8	1.6% 
●	Two or More Races	4	0.7% 
●	American Indian or Alaska Native	2	0.3% 
●	Native Hawaiian or Other Pacific Islander	0	0.0% 

National Educational Attainment

	Education Level	2016 Percent
●	Less than high school diploma	1.8% 
●	High school diploma or equivalent	22.9% 
●	Some college, no degree	35.0% 
●	Associate's degree	21.4% 
●	Bachelor's degree	16.1% 
●	Master's degree	1.7% 
●	Doctoral or professional degree	1.0% 

Occupational Programs

0 Programs (2015)	0 Completions (2015)	18 Openings (2015)
-----------------------------	--------------------------------	------------------------------

Industries Employing Pharmacy Tech

Industry	Occupation Jobs in Industry (2016)	% of Occupation in Industry (2016)	% of Total Jobs in Industry (2016)
Pharmacies and Drug Stores	198	37.7%	38.7%
General Medical and Surgical Hospitals	123	23.3%	1.3%
Warehouse Clubs and Supercenters	54	10.3%	2.5%
Supermarkets and Other Grocery (except Convenience) Stores	42	8.0%	2.1%
Mail-Order Houses	19	3.6%	2.4%

Appendix A - Data Sources and Calculations

Location Quotient

Location quotient (LQ) is a way of quantifying how concentrated a particular industry, cluster, occupation, or demographic group is in a region as compared to the nation. It can reveal what makes a particular region unique in comparison to the national average.

Occupation Data

Emsi occupation employment data are based on final Emsi industry data and final Emsi staffing patterns. Wage estimates are based on Occupational Employment Statistics (QCEW and Non-QCEW Employees classes of worker) and the American Community Survey (Self-Employed and Extended Proprietors). Occupational wage estimates also affected by county-level Emsi earnings by industry.

Completers Data

The completers data in this report is taken directly from the national IPEDS database published by the U.S. Department of Education's National Center for Education Statistics.

Institution Data

The institution data in this report is taken directly from the national IPEDS database published by the U.S. Department of Education's National Center for Education Statistics.

State Data Sources

This report uses state data from the following agencies: Illinois Department of Employment Security, Employment Projections; Iowa Workforce Development; Michigan Department of Labor and Economic Growth, Bureau of Labor Market Information and Strategic Initiatives; Minnesota Department of Employment and Economic Development; Wisconsin Department of Workforce Development, Bureau of Workforce Information