

# Occupation Overview

Emsi Q1 2017 Data Set

April 2017

## Western Technical College



400 Seventh Street  
La Crosse, Wisconsin 54601  
608.785.9200

# Parameters

## Occupations

---

Code	Description
29-2061	Licensed Practical and Licensed Vocational Nurses

---

## Regions

---

Code	Description
55011	Buffalo County, WI
55023	Crawford County, WI
55053	Jackson County, WI
55057	Juneau County, WI
55063	La Crosse County, WI
55081	Monroe County, WI
55121	Trempealeau County, WI
55123	Vernon County, WI

---

## Timeframe

2018 - 2022

## Datarun

2017.1 – Employees

## Practical Nursing 2017 (AED) in Western Technical College District

**Licensed Practical and Licensed Vocational Nurses (SOC 29-2061):**Care for ill, injured, or convalescing patients or persons with disabilities in hospitals, nursing homes, clinics, private homes, group homes, and similar institutions. May work under the supervision of a registered nurse. Licensing required.

**Sample of Reported Job Titles:** Licensed Vocational Nurse (LVN)Triage Licensed Practical Nurse (TRIAGE LPN)Pediatric Licensed Practical Nurse (PEDIATRIC LPN)Licensed Practical Nurse (LPN)Private Duty NurseOffice NurseLicensed Practical Nurse, Clinic Nurse (LPN, Clinic Nurse)Clinic NurseClinic Licensed Practical Nurse (CLINIC LPN)Charge Nurse

**Related O\*NET Occupation:** Licensed Practical and Licensed Vocational Nurses (29-2061.00)

SOC	Description	2018 Jobs	2022 Jobs	2018 - 2022 Change	2018 - 2022 % Change	2018 - 2022 Openings	Annual Openings	Median Hourly Earnings
29-2061	Licensed Practical and Licensed Vocational Nurses	398	415	17	4%	67	17	\$18.89

## Occupation Summary for Practical Nursing 2017 (AED)

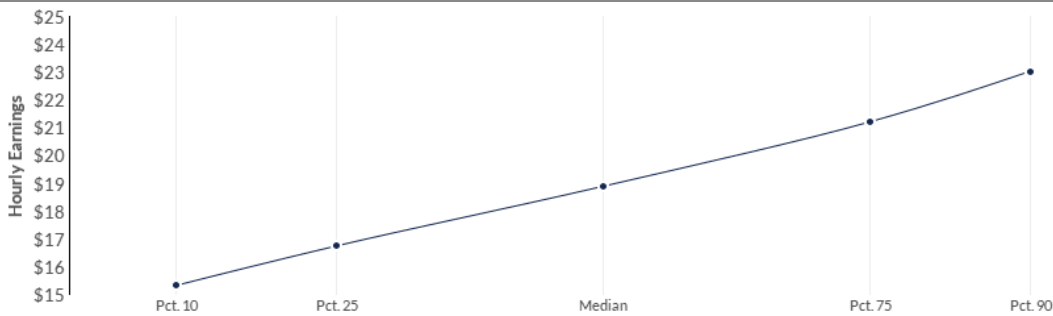
<b>387</b> Jobs (2016) 46% below National average	<b>4.3%</b> % Change (2018-2022) Nation: 4.6%	<b>\$18.89/hr</b> Median Hourly Earnings Nation: \$21.10/hr
---	---	---

## Growth for Licensed Practical and Licensed Vocational Nurses (29-2061)

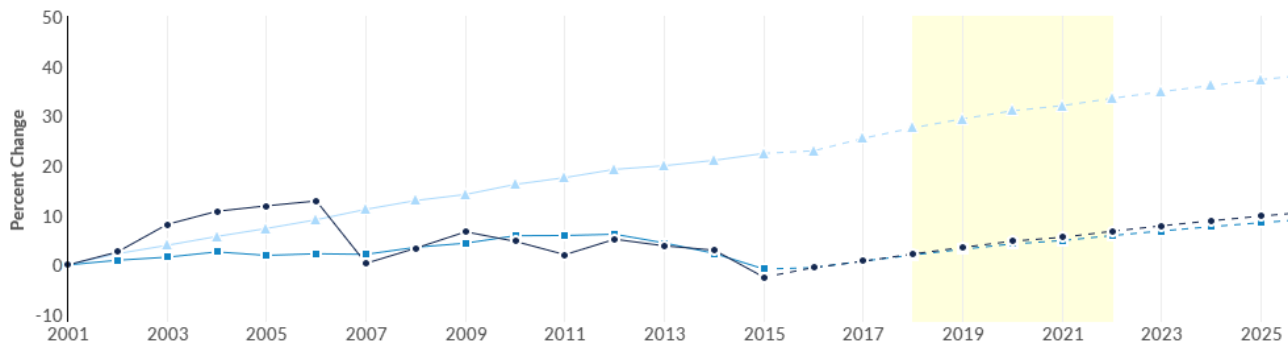
<b>398</b> 2018 Jobs	<b>415</b> 2022 Jobs	<b>17</b> Change (2018-2022)	<b>4.3%</b> % Change (2018-2022)
-------------------------	-------------------------	---------------------------------	-------------------------------------

## Percentile Earnings for Licensed Practical and Licensed Vocational Nurses (29-2061)

<b>\$16.74/hr</b> 25th Percentile Earnings	<b>\$18.89/hr</b> Median Earnings	<b>\$21.21/hr</b> 75th Percentile Earnings
---	--------------------------------------	---



## Regional Trends





	Region	2018 Jobs	2022 Jobs	Change	% Change
●	Region	398	415	17	4.3%
●	Wisconsin	9,052	9,399	347	3.8%
●	United States	747,455	782,151	34,696	4.6%

Region	2018 Jobs	2022 Jobs	Change	% Change
--------	-----------	-----------	--------	----------





## Regional Breakdown

County	2022 Jobs
La Crosse County, WI	188
Monroe County, WI	60
Vernon County, WI	41
Juneau County, WI	35
Trempealeau County, WI	32

## Occupation Gender Breakdown

Gender	2016 Jobs	2016 Percent
Males	28	7.1% 
Females	359	92.9% 

## Occupation Age Breakdown

Age	2016 Jobs	2016 Percent
14-18	1	0.2% 
19-24	29	7.4% 
25-34	84	21.7% 
35-44	77	19.9% 
45-54	91	23.5% 
55-64	90	23.1% 
65+	17	4.3% 

Age

2016 Jobs 2016 Percent

## Occupation Race/Ethnicity Breakdown

	Race/Ethnicity	2016 Jobs	2016 Percent
●	White	362	93.5%
●	Black or African American	11	2.8%
●	Asian	6	1.6%
●	Hispanic or Latino	4	1.1%
●	Two or More Races	2	0.6%
●	American Indian or Alaska Native	2	0.5%
●	Native Hawaiian or Other Pacific Islander	0	0.0%

## National Educational Attainment

	Education Level	2016 Percent
●	Less than high school diploma	1.4%
●	High school diploma or equivalent	18.6%
●	Some college, no degree	55.5%
●	Associate's degree	18.7%
●	Bachelor's degree	4.8%
●	Master's degree	0.6%
●	Doctoral or professional degree	0.4%

## Occupational Programs

	1 Programs (2015)	80 Completions (2015)	19 Openings (2015)
CIP Code	Program	Completions (2015)	
51.3901	Licensed Practical/Vocational Nurse Training	80	

## Industries Employing Practical Nursing 2017 (AED)

Industry	Occupation Jobs in Industry (2016)	% of Occupation in Industry (2016)	% of Total Jobs in Industry (2016)
Nursing Care Facilities (Skilled Nursing Facilities)	126	32.6%	5.7%
General Medical and Surgical Hospitals	73	18.9%	0.8%
Offices of Physicians (except Mental Health Specialists)	53	13.7%	2.5%
Federal Government, Civilian, Excluding Postal Service	26	6.7%	0.8%
Assisted Living Facilities for the Elderly	16	4.2%	2.5%

# Appendix A - Data Sources and Calculations

## Location Quotient

Location quotient (LQ) is a way of quantifying how concentrated a particular industry, cluster, occupation, or demographic group is in a region as compared to the nation. It can reveal what makes a particular region unique in comparison to the national average.

## Occupation Data

Emsi occupation employment data are based on final Emsi industry data and final Emsi staffing patterns. Wage estimates are based on Occupational Employment Statistics (QCEW and Non-QCEW Employees classes of worker) and the American Community Survey (Self-Employed and Extended Proprietors). Occupational wage estimates also affected by county-level Emsi earnings by industry.

## Completers Data

The completers data in this report is taken directly from the national IPEDS database published by the U.S. Department of Education's National Center for Education Statistics.

## Institution Data

The institution data in this report is taken directly from the national IPEDS database published by the U.S. Department of Education's National Center for Education Statistics.

## State Data Sources

This report uses state data from the following agencies: Illinois Department of Employment Security, Employment Projections; Iowa Workforce Development; Michigan Department of Labor and Economic Growth, Bureau of Labor Market Information and Strategic Initiatives; Minnesota Department of Employment and Economic Development; Wisconsin Department of Workforce Development, Bureau of Workforce Information