

Occupation Overview

Emsi Q1 2017 Data Set

April 2017

Western Technical College



400 Seventh Street
La Crosse, Wisconsin 54601
608.785.9200

Parameters

Occupations

Code	Description
49-9021	Heating, Air Conditioning, and Refrigeration Mechanics and Installers

Regions

Code	Description
55011	Buffalo County, WI
55023	Crawford County, WI
55053	Jackson County, WI
55057	Juneau County, WI
55063	La Crosse County, WI
55081	Monroe County, WI
55121	Trempealeau County, WI
55123	Vernon County, WI

Timeframe

2018 - 2022

Datarun

2017.1 – Employees

Refrigeration, AC and Heating Service Tech 2017 (AED) in Western Technical College District

Heating, Air Conditioning, and Refrigeration Mechanics and Installers (SOC 49-9021): Install or repair heating, central air conditioning, or refrigeration systems, including oil burners, hot-air furnaces, and heating stoves.

Sample of Reported Job Titles: Refrigeration Mechanic Systems Mechanic Service Technician Maintenance Mechanic HVAC-R Tech (Heating, Ventilation, Air Conditioning and Refrigeration Technician) Refrigeration Technician VRT Mechanic (Variable Retention Time Mechanic) Transportation Refrigeration Technician Technician

Related O*NET Occupations: Heating and Air Conditioning Mechanics and Installers (49-9021.01) Refrigeration Mechanics and Installers (49-9021.02)

SOC	Description	2018 Jobs	2022 Jobs	2018 - 2022 Change	2018 - 2022 % Change	2018 - 2022 Openings	Annual Openings	Median Hourly Earnings
49-9021	Heating, Air Conditioning, and Refrigeration Mechanics and Installers	282	288	6	2%	26	7	\$21.87

Occupation Summary for Refrigeration, AC and Heating Service Tech 2015 (AED)

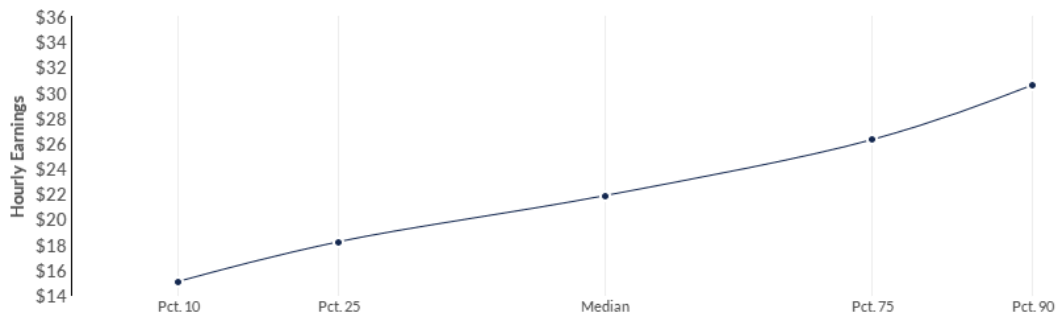
278 Jobs (2016) 5% below National average	2.1% % Change (2018-2022) Nation: 5.3%	\$21.87/hr Median Hourly Earnings Nation: \$22.17/hr
--	---	---

Growth for Heating, Air Conditioning, and Refrigeration Mechanics and Installers (49-9021)

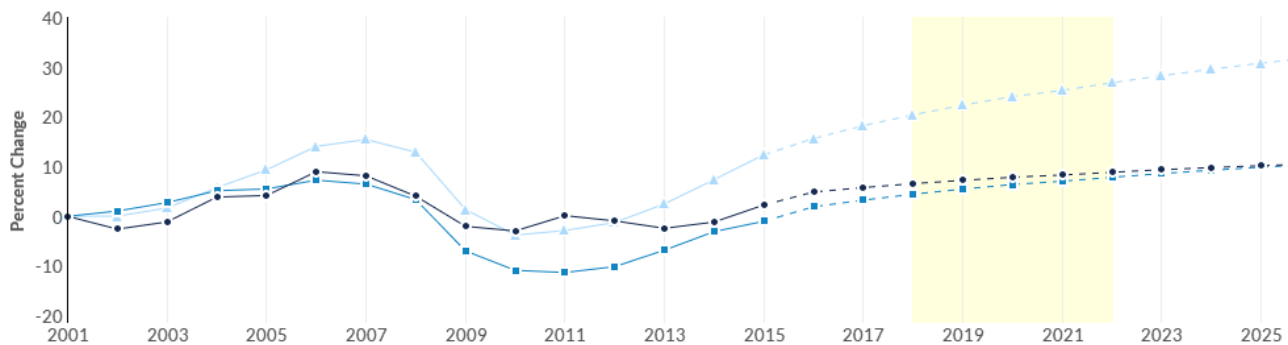
282 2018 Jobs	288 2022 Jobs	6 Change (2018-2022)	2.1% % Change (2018-2022)
-------------------------	-------------------------	--------------------------------	-------------------------------------

Percentile Earnings for Heating, Air Conditioning, and Refrigeration Mechanics and Installers (49-9021)

\$18.22/hr 25th Percentile Earnings	\$21.87/hr Median Earnings	\$26.28/hr 75th Percentile Earnings
---	--------------------------------------	---



Regional Trends





Region	2018 Jobs	2022 Jobs	Change	% Change

	Region	2018 Jobs	2022 Jobs	Change	% Change
•	Region	282	288	6	2.1%
•	Wisconsin	4,970	5,133	163	3.3%
•	United States	304,311	320,589	16,278	5.3%

Regional Breakdown


County	2022 Jobs
La Crosse County, WI	211
Monroe County, WI	36
Juneau County, WI	11
Buffalo County, WI	<10
Jackson County, WI	<10

Occupation Gender Breakdown








	Gender	2016 Jobs	2016 Percent
•	Males	275	99.0% 
•	Females	3	1.0% 

Occupation Age Breakdown








	Age	2016 Jobs	2016 Percent
•	14-18	1	0.4% 
•	19-24	23	8.3% 
•	25-34	66	23.8% 
•	35-44	76	27.3% 
•	45-54	68	24.3% 

	Age	2016 Jobs	2016 Percent
•	55-64	39	14.0% 
•	65+	6	2.0% 

Occupation Race/Ethnicity Breakdown

	Race/Ethnicity	2016 Jobs	2016 Percent
•	White	270	97.1% 
•	Black or African American	3	1.0% 
•	Hispanic or Latino	3	1.0% 
•	Asian	1	0.4% 
•	American Indian or Alaska Native	1	0.2% 
•	Two or More Races	1	0.2% 
•	Native Hawaiian or Other Pacific Islander	0	0.0% 

National Educational Attainment

	Education Level	2016 Percent
•	Less than high school diploma	11.7% 
•	High school diploma or equivalent	39.5% 
•	Some college, no degree	30.9% 
•	Associate's degree	13.0% 
•	Bachelor's degree	4.1% 
•	Master's degree	0.5% 
•	Doctoral or professional degree	0.2% 

Occupational Programs

2 Programs (2015)	20 Completions (2015)	11 Openings (2015)
-----------------------------	---------------------------------	------------------------------

CIP Code	Program	Completions (2015)
47.0201	Heating, Air Conditioning, Ventilation and Refrigeration Maintenance Technology/Technician	20
15.0501	Heating, Ventilation, Air Conditioning and Refrigeration Engineering Technology/Technician	0

Industries Employing Refrigeration, AC and Heating Service Tech 2015 (AED)

Industry	Occupation Jobs in Industry (2016)	% of Occupation in Industry (2016)	% of Total Jobs in Industry (2016)
Plumbing, Heating, and Air-Conditioning Contractors	183	65.7%	24.2%
Air-Conditioning and Warm Air Heating Equipment and Commercial and Industrial Refrigeration Equipment Manufacturing	15	5.3%	1.0%
Warm Air Heating and Air-Conditioning Equipment and Supplies Merchant Wholesalers	12	4.4%	3.6%
Local Government, Excluding Education and Hospitals	<10	2.3%	0.1%
Commercial and Industrial Machinery and Equipment (except Automotive and Electronic) Repair and Maintenance	<10	2.2%	2.6%

Appendix A - Data Sources and Calculations

Location Quotient

Location quotient (LQ) is a way of quantifying how concentrated a particular industry, cluster, occupation, or demographic group is in a region as compared to the nation. It can reveal what makes a particular region unique in comparison to the national average.

Occupation Data

Emsi occupation employment data are based on final Emsi industry data and final Emsi staffing patterns. Wage estimates are based on Occupational Employment Statistics (QCEW and Non-QCEW Employees classes of worker) and the American Community Survey (Self-Employed and Extended Proprietors). Occupational wage estimates also affected by county-level Emsi earnings by industry.

Completers Data

The completers data in this report is taken directly from the national IPEDS database published by the U.S. Department of Education's National Center for Education Statistics.

Institution Data

The institution data in this report is taken directly from the national IPEDS database published by the U.S. Department of Education's National Center for Education Statistics.

State Data Sources

This report uses state data from the following agencies: Illinois Department of Employment Security, Employment Projections; Iowa Workforce Development; Michigan Department of Labor and Economic Growth, Bureau of Labor Market Information and Strategic Initiatives; Minnesota Department of Employment and Economic Development; Wisconsin Department of Workforce Development, Bureau of Workforce Information