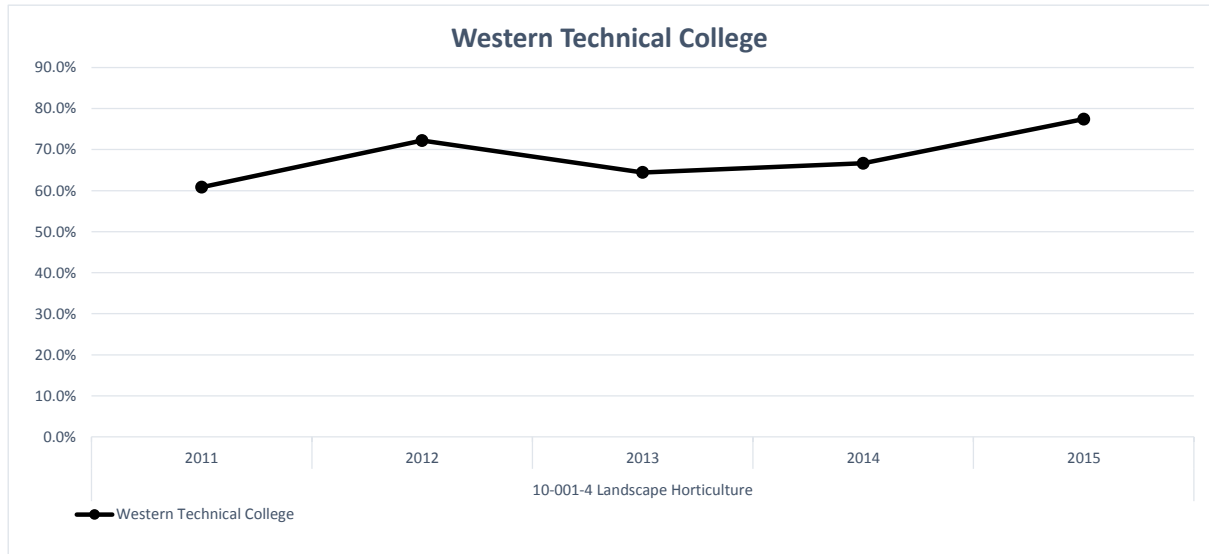


10-001-4 Landscape Horticulture

C200 Course Completion

Data Definition: Percentage of students declared in a program who successfully completed at least 80% of the courses they took with a C or better.



Sum of % Meeting Definition	Column Labels					
Row Labels	2011	2012	2013	2014	2015	College Avg
10-001-4 Landscape Horticulture						
C200 Course Completion						
Western Technical College	60.9%	72.2%	64.4%	66.7%	77.4%	67.6%
Northeast Wisconsin Technical College	75.9%	73.1%	79.5%	68.3%	68.3%	73.3%
Lakeshore Technical College			90.9%	100.0%	78.6%	87.9%
College Avg	69.2%	72.7%	74.0%	70.9%	73.3%	72.0%

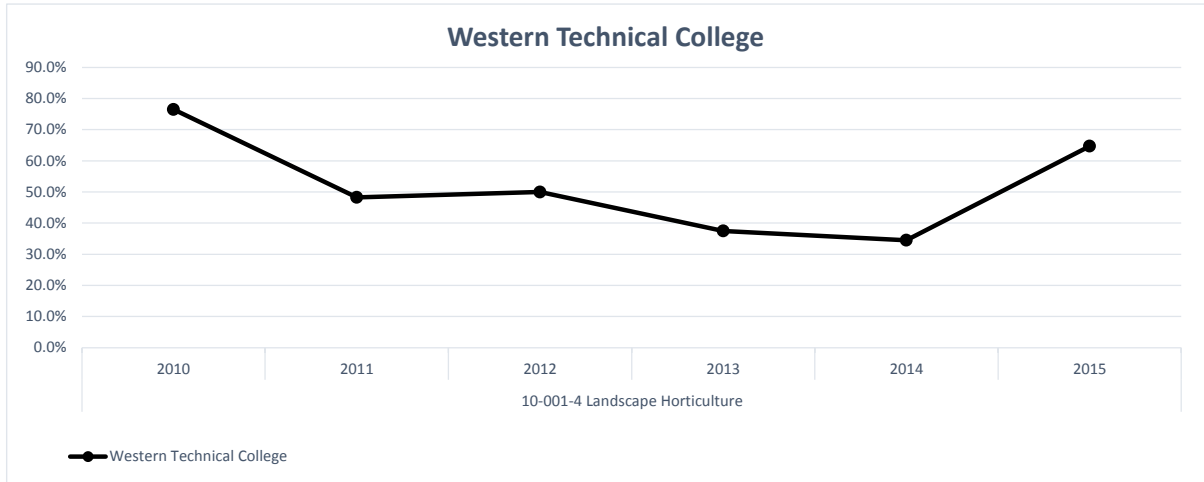
Sum of Total in Denominator	Column Labels				
Row Labels	2011	2012	2013	2014	2015
10-001-4 Landscape Horticulture					
C200 Course Completion					
Western Technical College	46	36	45	30	31
Northeast Wisconsin Technical College	58	52	44	41	41
Lakeshore Technical College			11	8	14

Sum of Total in Numerator	Column Labels				
Row Labels	2011	2012	2013	2014	2015
10-001-4 Landscape Horticulture					
C200 Course Completion					
Western Technical College	28	26	29	20	24
Northeast Wisconsin Technical College	44	38	35	28	28
Lakeshore Technical College			10	8	11

10-001-4 Landscape Horticulture

F200 Second Year Retention

Data Definition: Percentage of First Time Program-declared Students who started the program in the previous year and are still enrolled or graduated from the program in either year.



Cohort Start Term: Fall 2008 Fall 2009 Fall 2010 Fall 2011 Fall 2012 Fall 2013
 Report Year: 2010 2011 2012 2013 2014 2015

Sum of % Meeting Definition	Column Labels						
Row Labels	2010	2011	2012	2013	2014	2015	College Avg
10-001-4 Landscape Horticulture							
F200 Second Year Retention							
Western Technical College	76.5%	48.3%	50.0%	37.5%	34.5%	64.7%	50.0%
Northeast Wisconsin Technical College	59.3%	86.4%	58.1%	54.5%	61.1%	70.0%	64.3%
Lakeshore Technical College					54.5%	60.0%	56.3%
College Avg	65.9%	64.7%	54.2%	47.4%	46.6%	66.7%	57.2%

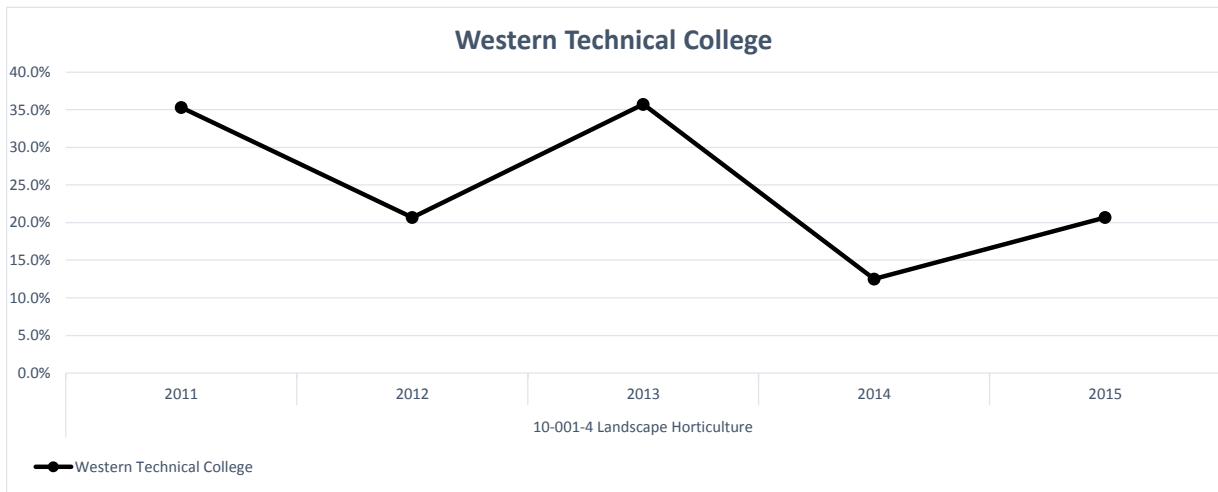
Sum of Total in Denominator	Column Labels					
Row Labels	2010	2011	2012	2013	2014	2015
10-001-4 Landscape Horticulture						
F200 Second Year Retention						
Western Technical College	17	29	28	16	29	17
Northeast Wisconsin Technical College	27	22	31	22	18	20
Lakeshore Technical College					11	5

Sum of Total in Numerator	Column Labels					
Row Labels	2010	2011	2012	2013	2014	2015
10-001-4 Landscape Horticulture						
F200 Second Year Retention						
Western Technical College	13	14	14	6	10	11
Northeast Wisconsin Technical College	16	19	18	12	11	14
Lakeshore Technical College					6	3

10-001-4 Landscape Horticulture

F600 Third Year Graduation

Data Definition: Percent of First Time Program-declared Student graduating from the program within three years.



Cohort Start Term: Fall 2008 Fall 2009 Fall 2010 Fall 2011 Fall 2012

Report Year: 2011 2012 2013 2014 2015

Sum of % Meeting Definition Row Labels	Column Labels					College Avg
	2011	2012	2013	2014	2015	
10-001-4 Landscape Horticulture						
F600 Third Year Graduation						
Western Technical College	35.3%	20.7%	35.7%	12.5%	20.7%	25.2%
Northeast Wisconsin Technical College	40.7%	50.0%	25.8%	31.8%	22.2%	34.2%
Lakeshore Technical College					45.5%	45.5%
College Avg	38.6%	33.3%	30.5%	23.7%	25.9%	30.4%

Sum of Total in Denominator Row Labels	Column Labels				
	2011	2012	2013	2014	2015
10-001-4 Landscape Horticulture					
F600 Third Year Graduation					
Western Technical College	17	29	28	16	29
Northeast Wisconsin Technical College	27	22	31	22	18
Lakeshore Technical College					11

Sum of Total in Numerator Row Labels	Column Labels				
	2011	2012	2013	2014	2015
10-001-4 Landscape Horticulture					
F600 Third Year Graduation					
Western Technical College	6	6	10	2	6
Northeast Wisconsin Technical College	11	11	8	7	4
Lakeshore Technical College					5