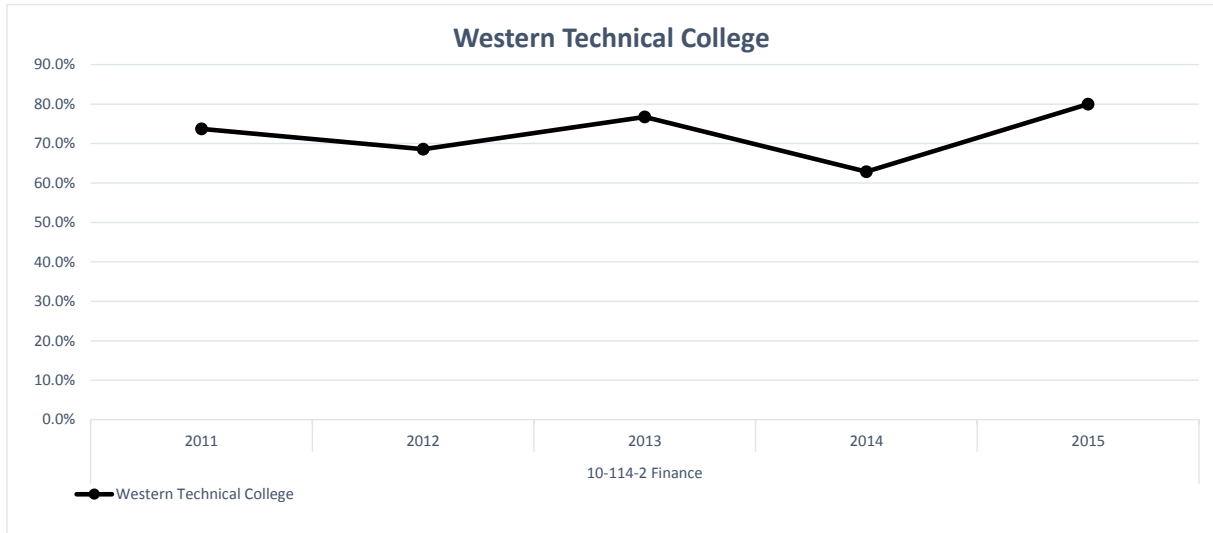


# 10-114-2 Finance

## C200 Course Completion

**Data Definition: Percentage of students declared in a program who successfully completed at least 80% of the courses they took with a C or better.**



Sum of % Meeting Definition	Column Labels					
Row Labels	2011	2012	2013	2014	2015	College Avg
<b>C200 Course Completion</b>						
<b>10-114-2 Finance</b>						
Western Technical College	73.7%	68.6%	76.7%	62.9%	80.0%	72.2%
Madison Area Technical College	70.6%	68.8%	87.0%	73.3%	70.3%	74.6%
Wisconsin Indianhead Technical College	84.6%	71.7%	74.4%	82.1%	70.0%	75.8%
<b>College Avg</b>	<b>75.0%</b>	<b>69.6%</b>	<b>81.6%</b>	<b>73.2%</b>	<b>72.0%</b>	<b>74.4%</b>

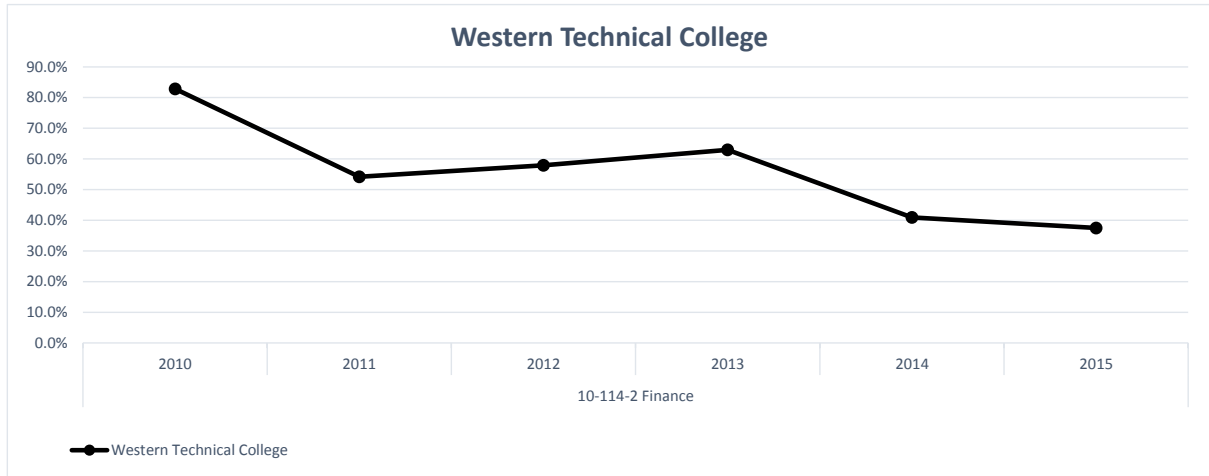
Sum of Total in Denominator	Column Labels				
Row Labels	2011	2012	2013	2014	2015
<b>C200 Course Completion</b>					
<b>10-114-2 Finance</b>					
Western Technical College	19	35	43	35	30
Madison Area Technical College	51	77	92	90	91
Wisconsin Indianhead Technical College	26	46	39	39	40

Sum of Total in Numerator	Column Labels				
Row Labels	2011	2012	2013	2014	2015
<b>C200 Course Completion</b>					
<b>10-114-2 Finance</b>					
Western Technical College	14	24	33	22	24
Madison Area Technical College	36	53	80	66	64
Wisconsin Indianhead Technical College	22	33	29	32	28

# 10-114-2 Finance

## F200 Second Year Retention

**Data Definition:** Percentage of First Time Program-declared Students who started the program in the previous year and are still enrolled or graduated from the program in either year. ☐



**Cohort Start Term:** Fall 2008    Fall 2009    Fall 2010    Fall 2011    Fall 2012    Fall 2013  
**Report Year:** 2010    2011    2012    2013    2014    2015

Sum of % Meeting Definition	Column Labels						
Row Labels	2010	2011	2012	2013	2014	2015	College Avg
<b>F200 Second Year Retention</b>							
<b>10-114-2 Finance</b>							
Western Technical College	82.9%	54.2%	57.9%	63.0%	40.9%	37.5%	58.3%
Madison Area Technical College	78.4%	50.9%	59.3%	56.4%	57.4%	67.3%	61.3%
Wisconsin Indianhead Technical College	57.6%	36.4%	53.8%	66.7%	83.3%	58.8%	59.1%
<b>College Avg</b>	<b>73.9%</b>	<b>48.5%</b>	<b>57.6%</b>	<b>60.9%</b>	<b>58.5%</b>	<b>58.3%</b>	<b>60.1%</b>

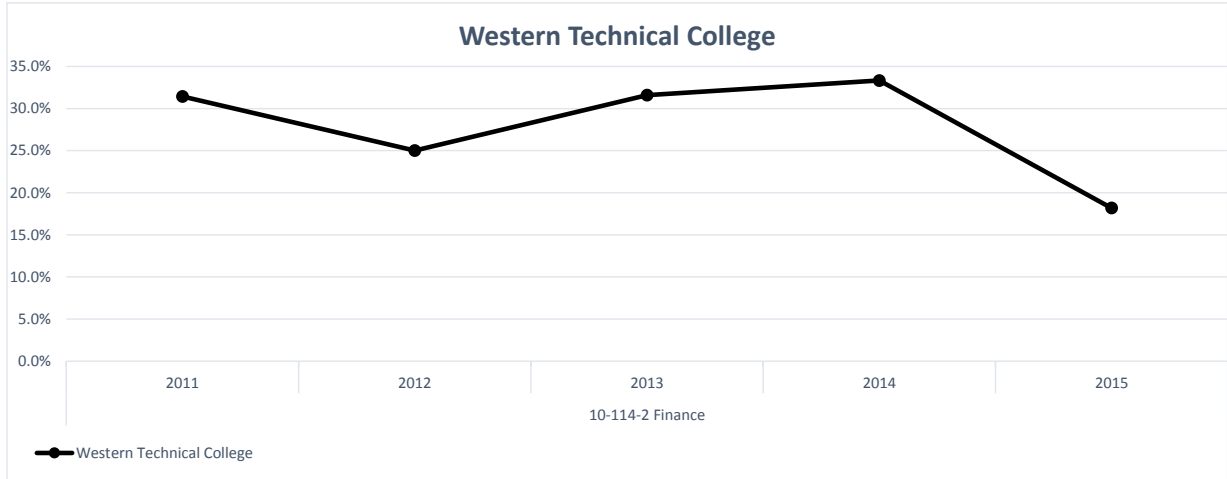
Sum of Total in Denominator	Column Labels					
Row Labels	2010	2011	2012	2013	2014	2015
<b>F200 Second Year Retention</b>						
<b>10-114-2 Finance</b>						
Western Technical College	35	24	19	27	22	24
Madison Area Technical College	51	57	54	55	54	55
Wisconsin Indianhead Technical College	33	22	26	33	18	17

Sum of Total in Numerator	Column Labels					
Row Labels	2010	2011	2012	2013	2014	2015
<b>F200 Second Year Retention</b>						
<b>10-114-2 Finance</b>						
Western Technical College	29	13	11	17	9	9
Madison Area Technical College	40	29	32	31	31	37
Wisconsin Indianhead Technical College	19	8	14	22	15	10

# 10-114-2 Finance

## F600 Third Year Graduation

**Data Definition: Percent of First Time Program-declared Student graduating from the program within three years.**



**Cohort Start Term:** Fall 2008   Fall 2009   Fall 2010   Fall 2011   Fall 2012  
**Report Year:** 2011   2012   2013   2014   2015

Sum of % Meeting Definition	Column Labels					
Row Labels	2011	2012	2013	2014	2015	College Avg
<b>F600 Third Year Graduation</b>						
<b>10-114-2 Finance</b>						
Western Technical College	31.4%	25.0%	31.6%	33.3%	18.2%	28.3%
Madison Area Technical College	17.6%	8.8%	25.9%	23.6%	16.7%	18.5%
Wisconsin Indianhead Technical College	27.3%	27.3%	26.9%	42.4%	38.9%	32.6%
<b>College Avg</b>	<b>24.4%</b>	<b>16.5%</b>	<b>27.3%</b>	<b>31.3%</b>	<b>21.3%</b>	<b>24.3%</b>

Sum of Total in Denominator	Column Labels				
Row Labels	2011	2012	2013	2014	2015
<b>F600 Third Year Graduation</b>					
<b>10-114-2 Finance</b>					
Western Technical College	35	24	19	27	22
Madison Area Technical College	51	57	54	55	54
Wisconsin Indianhead Technical College	33	22	26	33	18

Sum of Total in Numerator	Column Labels				
Row Labels	2011	2012	2013	2014	2015
<b>F600 Third Year Graduation</b>					
<b>10-114-2 Finance</b>					
Western Technical College	11	6	6	9	4
Madison Area Technical College	9	5	14	13	9
Wisconsin Indianhead Technical College	9	6	7	14	7