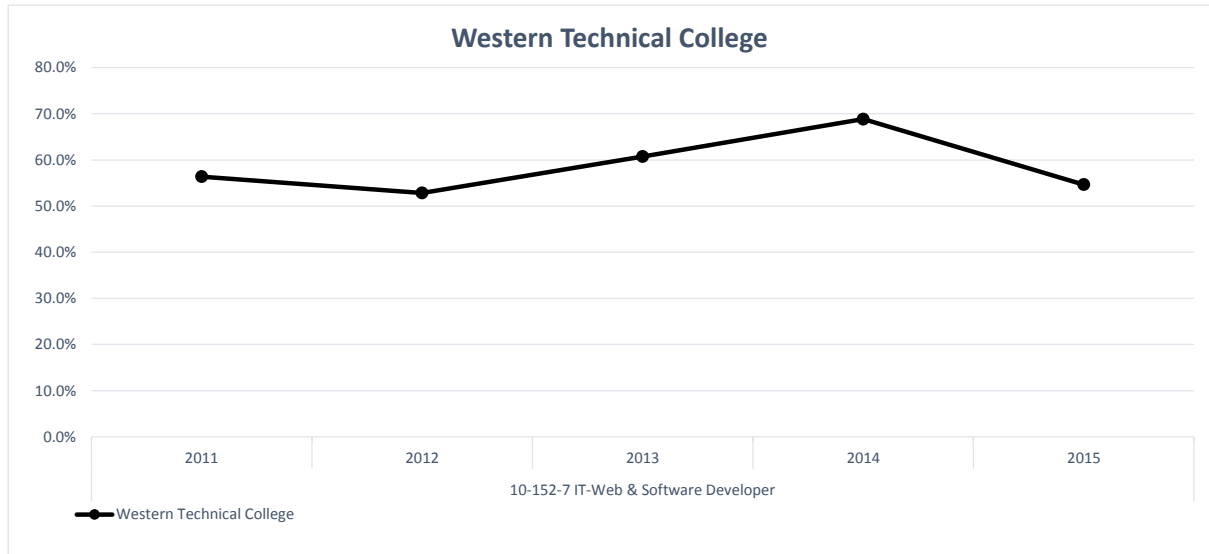


10-152-7 IT-Web & Software Developer

C200 Course Completion

Data Definition: Percentage of students declared in a program who successfully completed at least 80% of the courses they took with a C or better.



Sum of % Meeting Definition	Column Labels					
Row Labels	2011	2012	2013	2014	2015	College Avg
10-152-7 IT-Web & Software Developer						
C200 Course Completion						
Western Technical College	56.4%	52.8%	60.8%	68.8%	54.7%	58.1%
Lakeshore Technical College		66.7%	65.3%	61.2%	71.0%	66.3%
College Avg	56.4%	55.4%	62.5%	65.9%	61.5%	60.5%

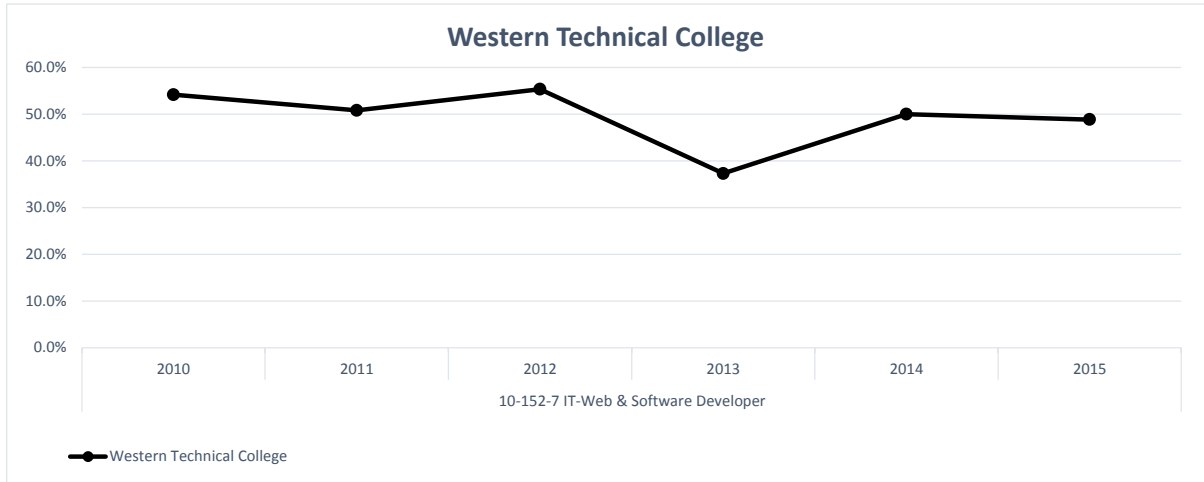
Sum of Total in Denominator	Column Labels				
Row Labels	2011	2012	2013	2014	2015
10-152-7 IT-Web & Software Developer					
C200 Course Completion					
Western Technical College	94	106	79	77	86
Lakeshore Technical College		24	49	49	62

Sum of Total in Numerator	Column Labels				
Row Labels	2011	2012	2013	2014	2015
10-152-7 IT-Web & Software Developer					
C200 Course Completion					
Western Technical College	53	56	48	53	47
Lakeshore Technical College		16	32	30	44

10-152-7 IT-Web & Software Developer

F200 Second Year Retention

Data Definition: Percentage of First Time Program-declared Students who started the program in the previous year and are still enrolled or graduated from the program in either year.



Cohort Start Term: Fall 2008 Fall 2009 Fall 2010 Fall 2011 Fall 2012 Fall 2013
 Report Year: 2010 2011 2012 2013 2014 2015

Sum of % Meeting Definition	Column Labels						
Row Labels	2010	2011	2012	2013	2014	2015	College Avg
10-152-7 IT-Web & Software Developer							
F200 Second Year Retention							
Western Technical College	54.2%	50.8%	55.4%	37.3%	50.0%	48.8%	49.2%
Lakeshore Technical College				61.5%	51.4%	43.8%	51.6%
College Avg	54.2%	50.8%	55.4%	44.7%	50.6%	46.7%	49.8%

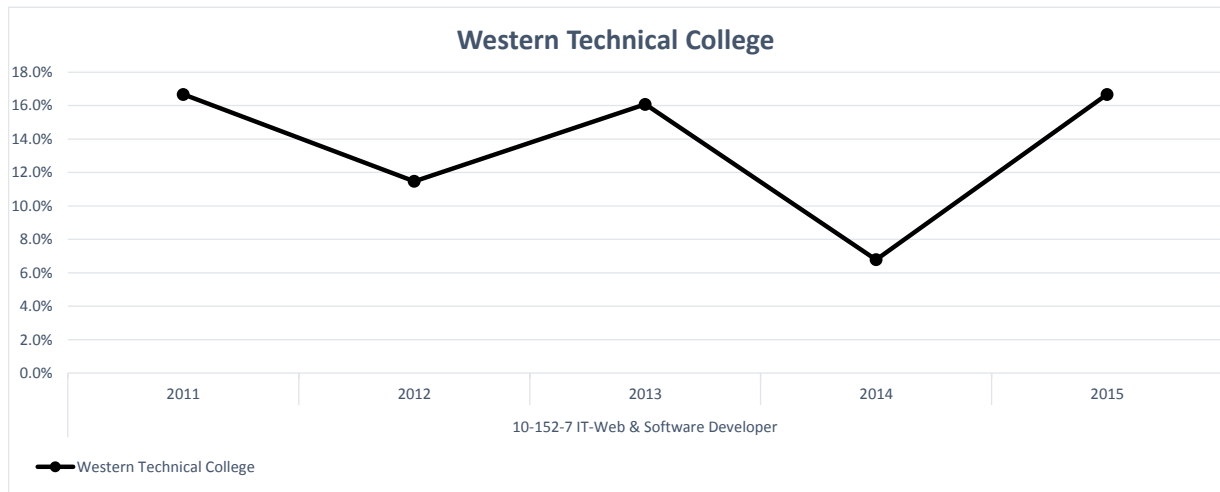
Sum of Total in Denominator	Column Labels					
Row Labels	2010	2011	2012	2013	2014	2015
10-152-7 IT-Web & Software Developer						
F200 Second Year Retention						
Western Technical College	48	61	56	59	48	43
Lakeshore Technical College				26	35	32

Sum of Total in Numerator	Column Labels					
Row Labels	2010	2011	2012	2013	2014	2015
10-152-7 IT-Web & Software Developer						
F200 Second Year Retention						
Western Technical College	26	31	31	22	24	21
Lakeshore Technical College				16	18	14

10-152-7 IT-Web & Software Developer

F600 Third Year Graduation

Data Definition: Percent of First Time Program-declared Student graduating from the program within three years.



Cohort Start Term: Fall 2008 Fall 2009 Fall 2010 Fall 2011 Fall 2012
Report Year: 2011 2012 2013 2014 2015

Sum of % Meeting Definition	Column Labels					
Row Labels	2011	2012	2013	2014	2015	College Avg
10-152-7 IT-Web & Software Developer						
F600 Third Year Graduation						
Western Technical College	16.7%	11.5%	16.1%	6.8%	16.7%	13.2%
Lakeshore Technical College				26.9%	17.1%	21.3%
College Avg	16.7%	11.5%	16.1%	12.9%	16.9%	14.7%

Sum of Total in Denominator	Column Labels				
Row Labels	2011	2012	2013	2014	2015
10-152-7 IT-Web & Software Developer					
F600 Third Year Graduation					
Western Technical College	48	61	56	59	48
Lakeshore Technical College				26	35

Sum of Total in Numerator	Column Labels				
Row Labels	2011	2012	2013	2014	2015
10-152-7 IT-Web & Software Developer					
F600 Third Year Graduation					
Western Technical College	8	7	9	4	8
Lakeshore Technical College				7	6