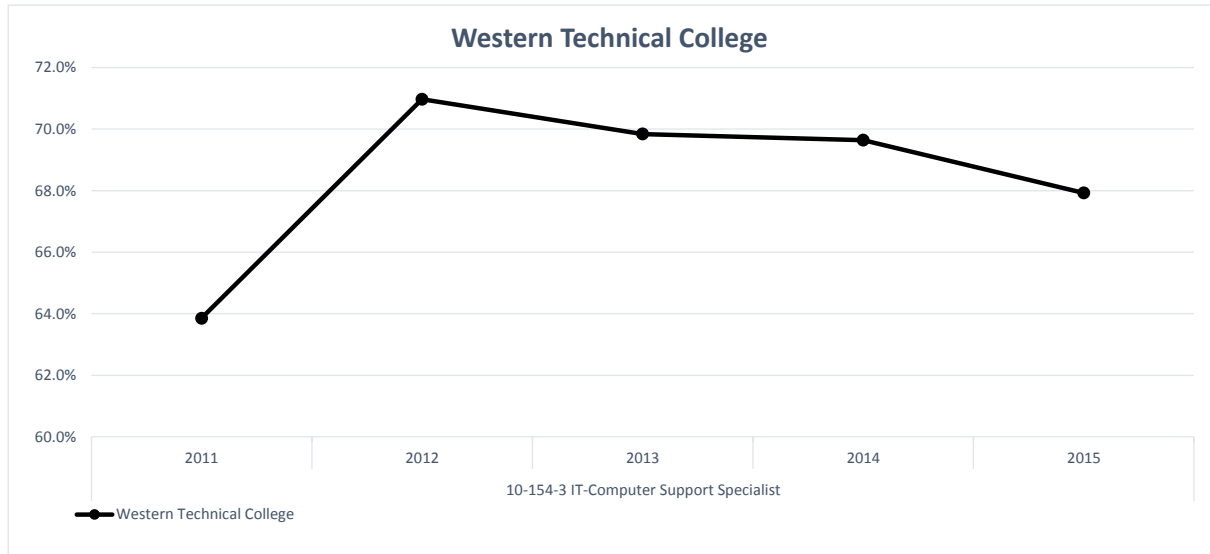


# 10-154-3 IT-Computer Support Specialist

## C200 Course Completion

**Data Definition: Percentage of students declared in a program who successfully completed at least 80% of the courses they took with a C or better.**



Sum of % Meeting Definition	Column Labels					
Row Labels	2011	2012	2013	2014	2015	College Avg
<b>10-154-3 IT-Computer Support Specialist</b>						
<b>C200 Course Completion</b>						
Western Technical College	63.9%	71.0%	69.8%	69.6%	67.9%	68.4%
Northeast Wisconsin Technical College	57.5%	60.0%	67.7%	66.1%	64.6%	63.0%
Lakeshore Technical College	82.7%	80.0%	72.7%	84.8%	79.2%	79.7%
Northcentral Technical College	75.2%	72.4%	69.7%	68.7%	63.2%	70.3%
<b>College Avg</b>	<b>67.9%</b>	<b>67.9%</b>	<b>69.3%</b>	<b>69.1%</b>	<b>66.0%</b>	<b>68.1%</b>

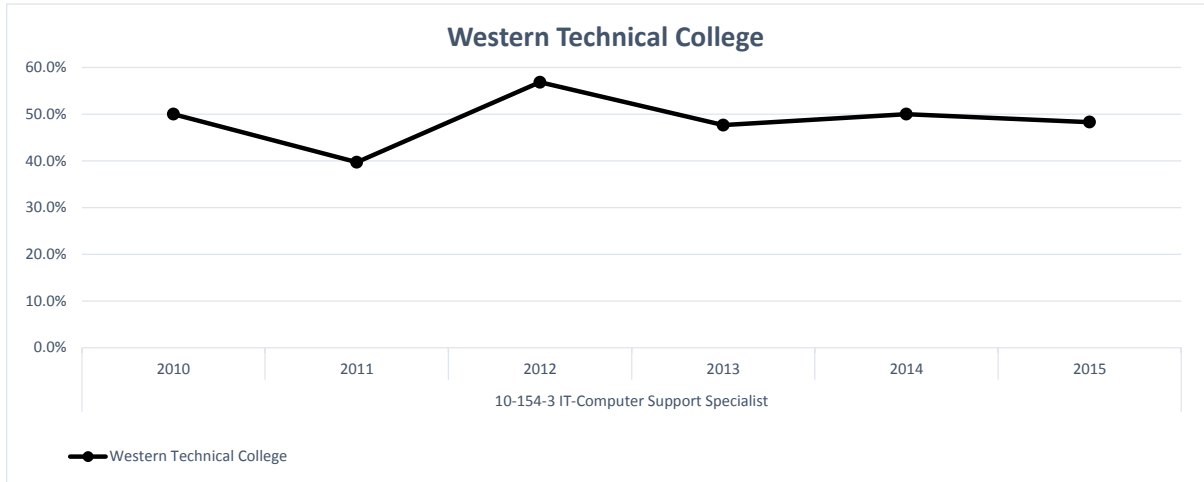
Sum of Total in Denominator	Column Labels				
Row Labels	2011	2012	2013	2014	2015
<b>10-154-3 IT-Computer Support Specialist</b>					
<b>C200 Course Completion</b>					
Western Technical College	83	93	63	56	53
Northeast Wisconsin Technical College	228	265	226	224	209
Lakeshore Technical College	75	65	66	46	48
Northcentral Technical College	218	225	211	195	163

Sum of Total in Numerator	Column Labels				
Row Labels	2011	2012	2013	2014	2015
<b>10-154-3 IT-Computer Support Specialist</b>					
<b>C200 Course Completion</b>					
Western Technical College	53	66	44	39	36
Northeast Wisconsin Technical College	131	159	153	148	135
Lakeshore Technical College	62	52	48	39	38
Northcentral Technical College	164	163	147	134	103

# 10-154-3 IT-Computer Support Specialist

## F200 Second Year Retention

**Data Definition: Percentage of First Time Program-declared Students who started the program in the previous year and are still enrolled or graduated from the program in either year.**



Cohort Start Term: Fall 2008   Fall 2009   Fall 2010   Fall 2011   Fall 2012   Fall 2013  
 Report Year: 2010   2011   2012   2013   2014   2015

Sum of % Meeting Definition	Column Labels						
Row Labels	2010	2011	2012	2013	2014	2015	College Avg
<b>10-154-3 IT-Computer Support Specialist</b>							
<b>F200 Second Year Retention</b>							
Western Technical College	50.0%	39.7%	56.8%	47.6%	50.0%	48.3%	47.8%
Northeast Wisconsin Technical College	54.5%	67.2%	69.6%	59.5%	54.8%	58.8%	61.0%
Lakeshore Technical College	65.6%	87.9%	68.6%	81.5%	57.1%	72.2%	72.3%
Northcentral Technical College	65.0%	66.7%	57.6%	60.6%	54.4%	62.1%	61.3%
<b>College Avg</b>	<b>59.1%</b>	<b>64.0%</b>	<b>63.2%</b>	<b>60.2%</b>	<b>54.5%</b>	<b>59.7%</b>	<b>60.5%</b>

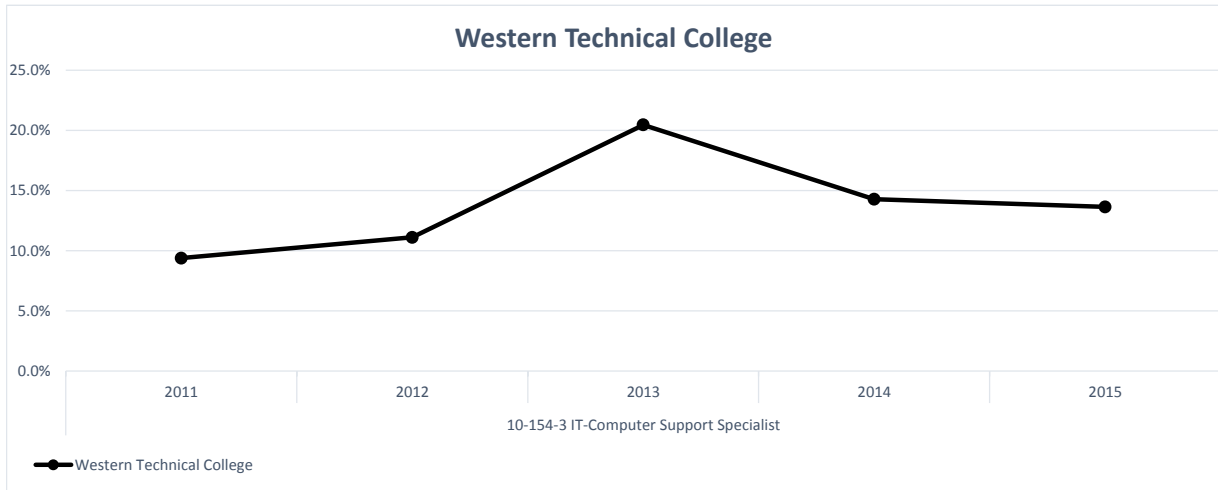
Sum of Total in Denominator	Column Labels					
Row Labels	2010	2011	2012	2013	2014	2015
<b>10-154-3 IT-Computer Support Specialist</b>						
<b>F200 Second Year Retention</b>						
Western Technical College	32	63	44	42	22	29
Northeast Wisconsin Technical College	88	119	102	111	104	102
Lakeshore Technical College	32	33	35	27	28	18
Northcentral Technical College	80	135	99	104	90	87

Sum of Total in Numerator	Column Labels					
Row Labels	2010	2011	2012	2013	2014	2015
<b>10-154-3 IT-Computer Support Specialist</b>						
<b>F200 Second Year Retention</b>						
Western Technical College	16	25	25	20	11	14
Northeast Wisconsin Technical College	48	80	71	66	57	60
Lakeshore Technical College	21	29	24	22	16	13
Northcentral Technical College	52	90	57	63	49	54

# 10-154-3 IT-Computer Support Specialist

## F600 Third Year Graduation

**Data Definition: Percent of First Time Program-declared Student graduating from the program within three years.**



**Cohort Start Term: Fall 2008    Fall 2009    Fall 2010    Fall 2011    Fall 2012**

**Report Year: 2011    2012    2013    2014    2015**

Sum of % Meeting Definition	Column Labels					
Row Labels	2011	2012	2013	2014	2015	College Avg
<b>10-154-3 IT-Computer Support Specialist</b>						
<b>F600 Third Year Graduation</b>						
Western Technical College	9.4%	11.1%	20.5%	14.3%	13.6%	13.8%
Northeast Wisconsin Technical College	5.7%	14.3%	10.8%	14.4%	21.2%	13.5%
Lakeshore Technical College	18.8%	60.6%	40.0%	51.9%	35.7%	41.3%
Northcentral Technical College	20.0%	20.0%	21.2%	18.3%	11.1%	18.3%
<b>College Avg</b>	<b>12.9%</b>	<b>20.3%</b>	<b>19.6%</b>	<b>19.4%</b>	<b>18.4%</b>	<b>18.4%</b>

Sum of Total in Denominator	Column Labels				
Row Labels	2011	2012	2013	2014	2015
<b>10-154-3 IT-Computer Support Specialist</b>					
<b>F600 Third Year Graduation</b>					
Western Technical College	32	63	44	42	22
Northeast Wisconsin Technical College	88	119	102	111	104
Lakeshore Technical College	32	33	35	27	28
Northcentral Technical College	80	135	99	104	90

Sum of Total in Numerator	Column Labels				
Row Labels	2011	2012	2013	2014	2015
<b>10-154-3 IT-Computer Support Specialist</b>					
<b>F600 Third Year Graduation</b>					
Western Technical College	3	7	9	6	3
Northeast Wisconsin Technical College	5	17	11	16	22
Lakeshore Technical College	6	20	14	14	10
Northcentral Technical College	16	27	21	19	10