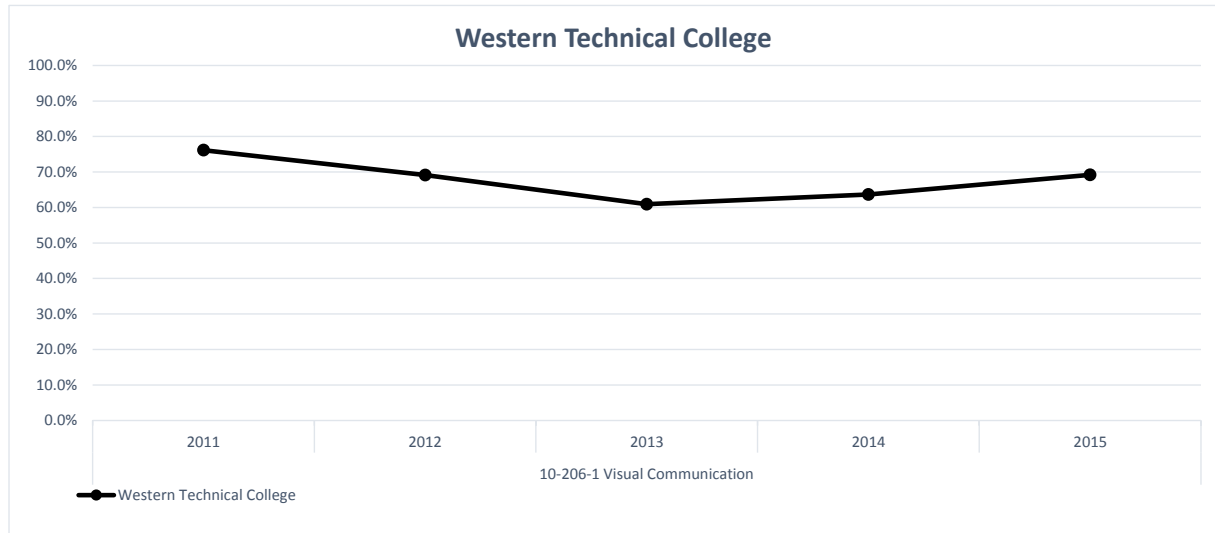


10-206-1 Visual Communication

C200 Course Completion

Data Definition: Percentage of students declared in a program who successfully completed at least 80% of the courses they took with a C or better.



Sum of % Meeting Definition	Column Labels					
Row Labels	2011	2012	2013	2014	2015	College Avg
C200 Course Completion						
10-206-1 Visual Communication						
Western Technical College	76.1%	69.1%	60.9%	63.6%	69.2%	68.7%
Madison Area Technical College	77.2%	70.3%	73.6%	82.2%	82.5%	77.1%
College Avg	76.7%	69.8%	68.8%	76.6%	77.9%	73.8%

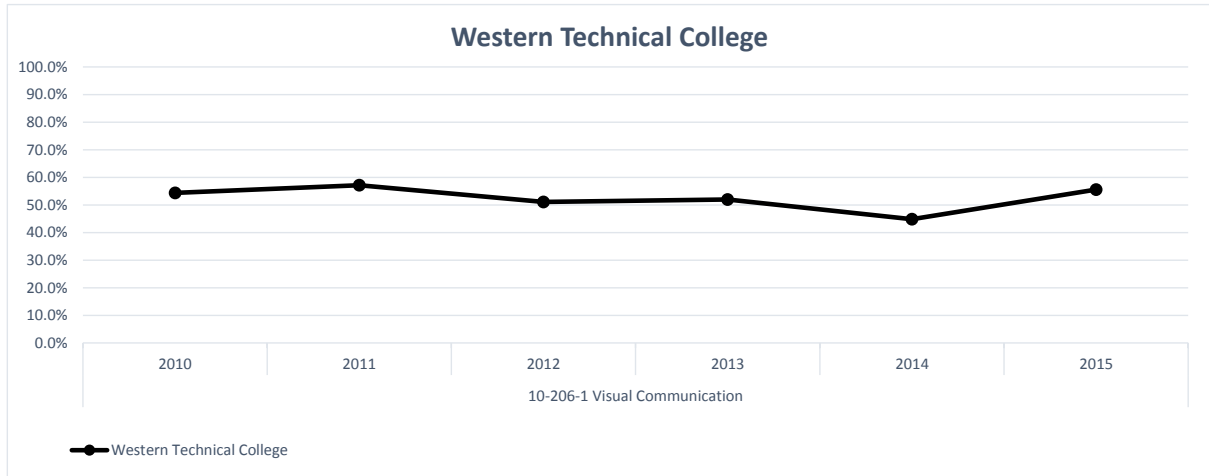
Sum of Total in Denominator	Column Labels				
Row Labels	2011	2012	2013	2014	2015
C200 Course Completion					
10-206-1 Visual Communication					
Western Technical College	88	68	64	44	52
Madison Area Technical College	101	101	106	101	97

Sum of Total in Numerator	Column Labels				
Row Labels	2011	2012	2013	2014	2015
C200 Course Completion					
10-206-1 Visual Communication					
Western Technical College	67	47	39	28	36
Madison Area Technical College	78	71	78	83	80

10-206-1 Visual Communication

F200 Second Year Retention

Data Definition: Percentage of First Time Program-declared Students who started the program in the previous year and are still enrolled or graduated from the program in either year. ☐



Cohort Start Term: Fall 2008 Fall 2009 Fall 2010 Fall 2011 Fall 2012 Fall 2013
Report Year: 2010 2011 2012 2013 2014 2015

Sum of % Meeting Definition	Column Labels						
Row Labels	2010	2011	2012	2013	2014	2015	College Avg
F200 Second Year Retention							
10-206-1 Visual Communication							
Western Technical College	54.3%	57.1%	51.1%	52.0%	44.8%	55.6%	52.6%
Madison Area Technical College	64.4%	72.0%	74.3%	66.7%	66.7%	69.4%	68.7%
College Avg	59.3%	65.9%	61.0%	61.4%	58.8%	63.5%	61.6%

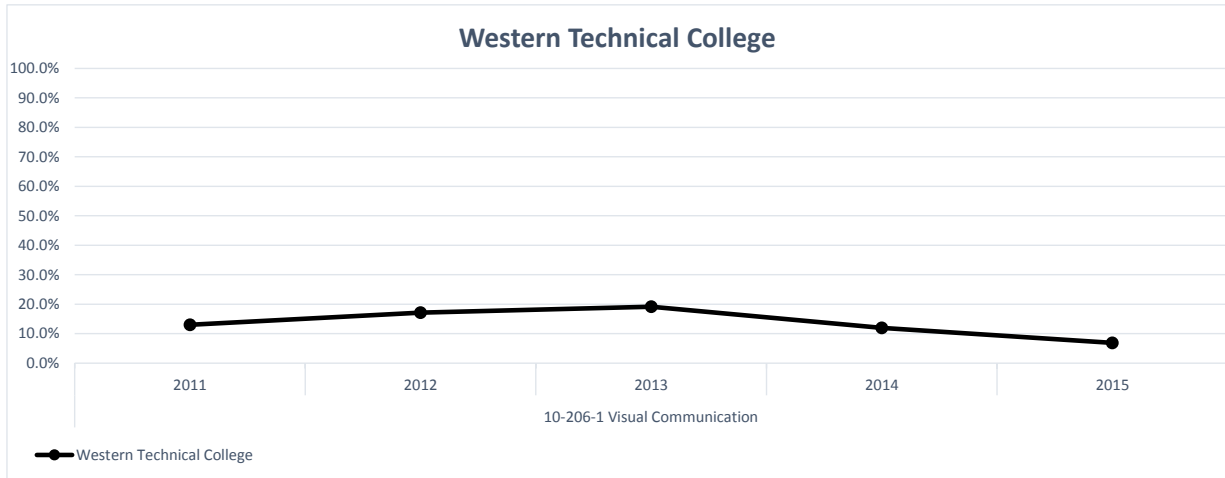
Sum of Total in Denominator	Column Labels						
Row Labels	2010	2011	2012	2013	2014	2015	
F200 Second Year Retention							
10-206-1 Visual Communication							
Western Technical College	46	35	47	25	29	27	
Madison Area Technical College	45	50	35	45	51	36	

Sum of Total in Numerator	Column Labels						
Row Labels	2010	2011	2012	2013	2014	2015	
F200 Second Year Retention							
10-206-1 Visual Communication							
Western Technical College	25	20	24	13	13	15	
Madison Area Technical College	29	36	26	30	34	25	

10-206-1 Visual Communication

F600 Third Year Graduation

Data Definition: Percent of First Time Program-declared Student graduating from the program within three years.



Cohort Start Term: Fall 2008 Fall 2009 Fall 2010 Fall 2011 Fall 2012
Report Year: 2011 2012 2013 2014 2015

Sum of % Meeting Definition	Column Labels					
Row Labels	2011	2012	2013	2014	2015	College Avg
F600 Third Year Graduation						
10-206-1 Visual Communication						
Western Technical College	13.0%	17.1%	19.1%	12.0%	6.9%	14.3%
Madison Area Technical College	24.4%	18.0%	31.4%	8.9%	19.6%	19.9%
College Avg	18.7%	17.6%	24.4%	10.0%	15.0%	17.4%

Sum of Total in Denominator	Column Labels				
Row Labels	2011	2012	2013	2014	2015
F600 Third Year Graduation					
10-206-1 Visual Communication					
Western Technical College	46	35	47	25	29
Madison Area Technical College	45	50	35	45	51

Sum of Total in Numerator	Column Labels				
Row Labels	2011	2012	2013	2014	2015
F600 Third Year Graduation					
10-206-1 Visual Communication					
Western Technical College	6	6	9	3	2
Madison Area Technical College	11	9	11	4	10