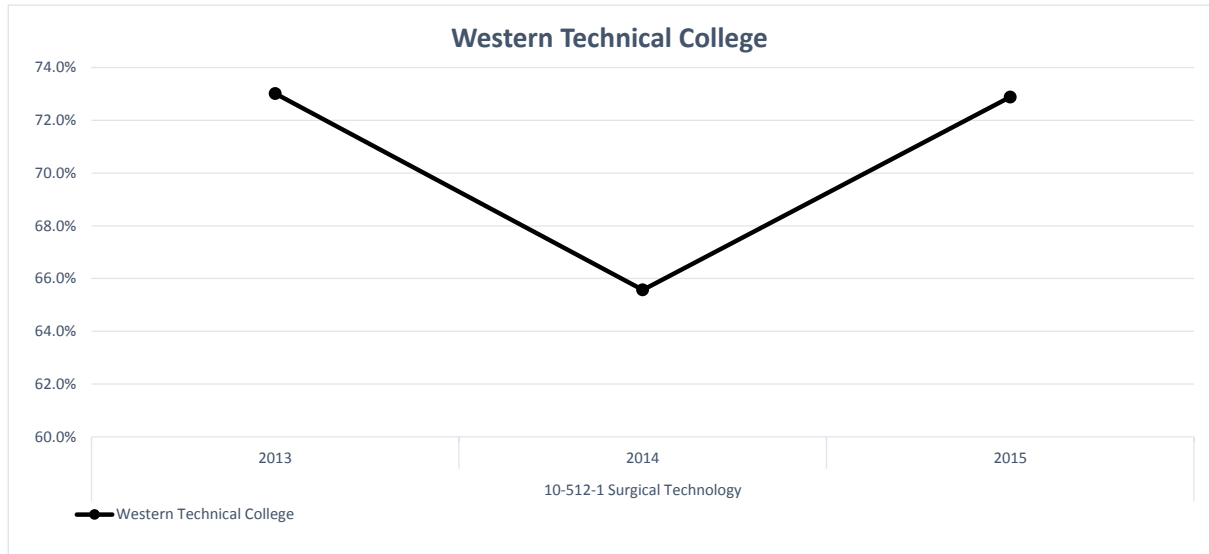


10-512-1 Surgical Technology

C200 Course Completion

Data Definition: Percentage of students declared in a program who successfully completed at least 80% of the courses they took with a C or better.



Sum of % Meeting Definition	Column Labels					
Row Labels	2011	2012	2013	2014	2015	College Avg
10-512-1 Surgical Technology						
C200 Course Completion						
Western Technical College			73.0%	65.6%	72.9%	70.5%
Moraine Park Technical College	85.3%	82.5%	78.9%	83.6%	91.5%	84.6%
College Avg	85.3%	82.5%	75.8%	75.0%	82.2%	79.2%

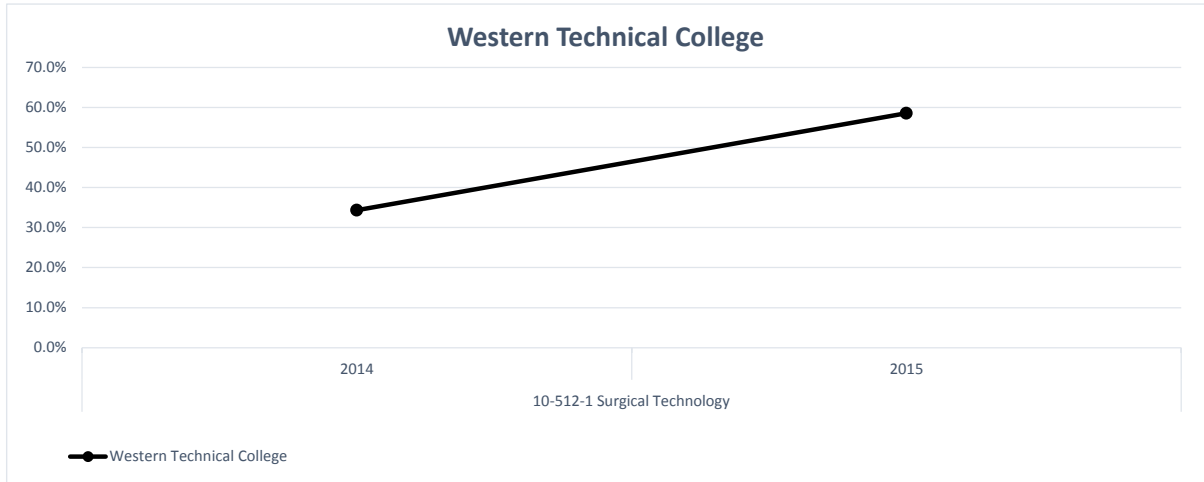
Sum of Total in Denominator	Column Labels				
Row Labels	2011	2012	2013	2014	2015
10-512-1 Surgical Technology					
C200 Course Completion					
Western Technical College			63	61	59
Moraine Park Technical College	75	40	57	67	59

Sum of Total in Numerator	Column Labels				
Row Labels	2011	2012	2013	2014	2015
10-512-1 Surgical Technology					
C200 Course Completion					
Western Technical College			46	40	43
Moraine Park Technical College	64	33	45	56	54

10-512-1 Surgical Technology

F200 Second Year Retention

Data Definition: Percentage of First Time Program-declared Students who started the program in the previous year and are still enrolled or graduated from the program in either year.



Cohort Start Term: Fall 2008 Fall 2009 Fall 2010 Fall 2011 Fall 2012 Fall 2013
 Report Year: 2010 2011 2012 2013 2014 2015

Sum of % Meeting Definition	Column Labels					
Row Labels	2010	2011	2012	2014	2015	College Avg
10-512-1 Surgical Technology						
F200 Second Year Retention						
Western Technical College				34.3%	58.5%	43.5%
Moraine Park Technical College	76.1%	63.0%	63.6%	73.3%	61.3%	68.0%
College Avg	76.1%	63.0%	63.6%	46.4%	59.7%	58.6%

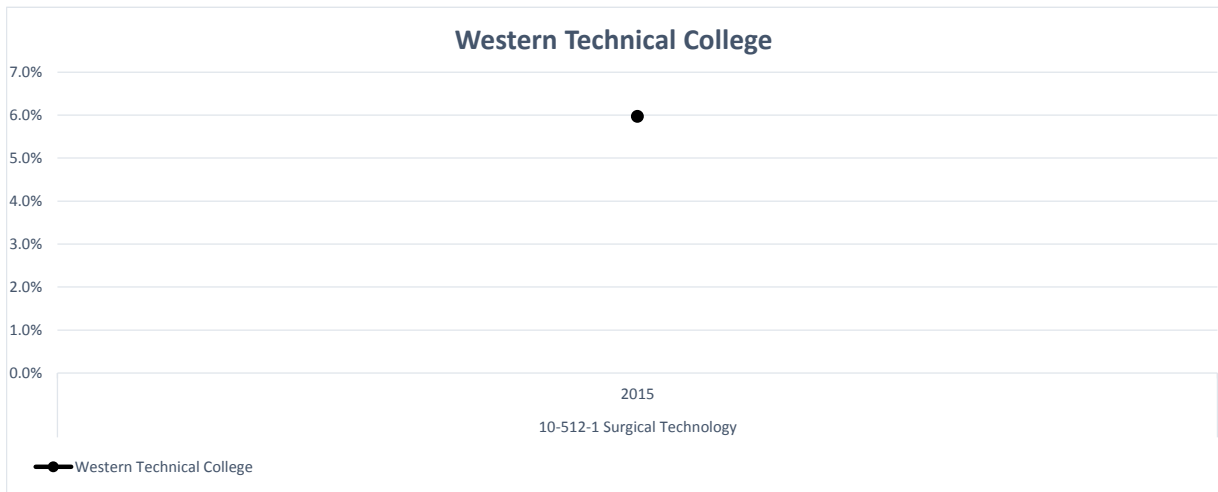
Sum of Total in Denominator	Column Labels				
Row Labels	2010	2011	2012	2014	2015
10-512-1 Surgical Technology					
F200 Second Year Retention					
Western Technical College				67	41
Moraine Park Technical College	46	54	11	30	31

Sum of Total in Numerator	Column Labels				
Row Labels	2010	2011	2012	2014	2015
10-512-1 Surgical Technology					
F200 Second Year Retention					
Western Technical College				23	24
Moraine Park Technical College	35	34	7	22	19

10-512-1 Surgical Technology

F600 Third Year Graduation

Data Definition: Percent of First Time Program-declared Student graduating from the program within three years.



Cohort Start Term: Fall 2008 Fall 2009 Fall 2010 Fall 2011 Fall 2012
Report Year: 2011 2012 2013 2014 2015

Sum of % Meeting Definition Row Labels	Column Labels				
	2011	2012	2013	2015	College Avg
10-512-1 Surgical Technology					
F600 Third Year Graduation					
Western Technical College				6.0%	6.0%
Moraine Park Technical College	13.0%	5.6%	9.1%	10.0%	9.2%
College Avg	13.0%	5.6%	9.1%	7.2%	8.2%

Sum of Total in Denominator Row Labels	Column Labels			
	2011	2012	2013	2015
10-512-1 Surgical Technology				
F600 Third Year Graduation				
Western Technical College				67
Moraine Park Technical College	46	54	11	30

Sum of Total in Numerator Row Labels	Column Labels			
	2011	2012	2013	2015
10-512-1 Surgical Technology				
F600 Third Year Graduation				
Western Technical College				4
Moraine Park Technical College	6	3	1	3