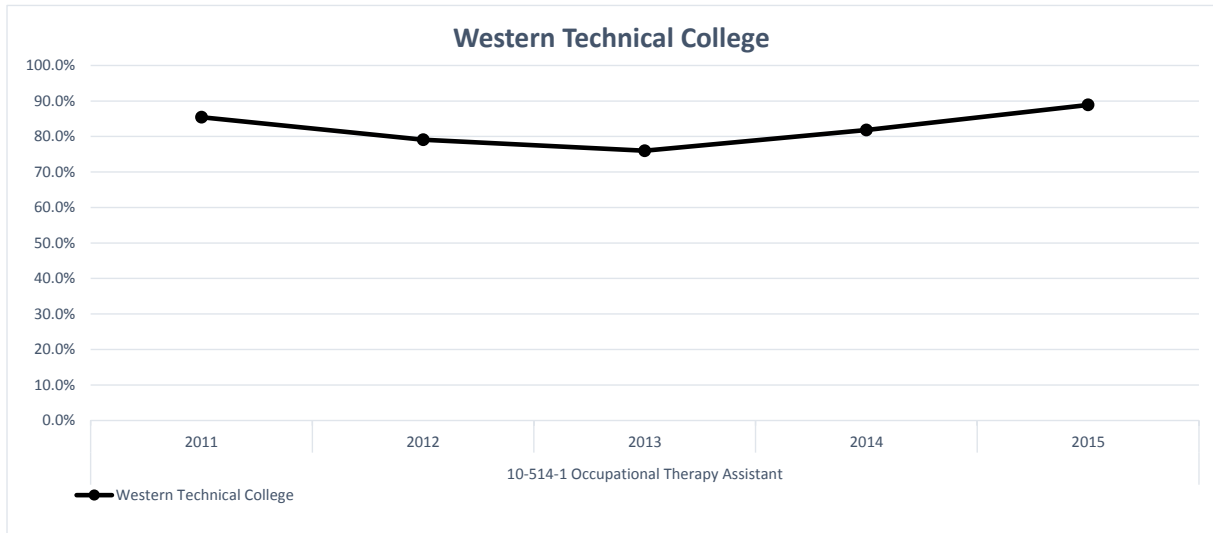


10-514-1 Occupational Therapy Assistant

C200 Course Completion

Data Definition: Percentage of students declared in a program who successfully completed at least 80% of the courses they took with a C or better.



Sum of % Meeting Definition	Column Labels					
Row Labels	2011	2012	2013	2014	2015	College Avg
C200 Course Completion						
10-514-1 Occupational Therapy Assistant						
Western Technical College	85.4%	79.1%	76.0%	81.8%	88.9%	82.4%
Fox Valley Technical College	83.7%	83.8%	92.7%	94.0%	94.5%	89.1%
Milwaukee Area Technical College	91.7%	90.3%	93.9%	94.2%	75.5%	85.7%
Madison Area Technical College	89.4%	92.8%	90.3%	91.8%	93.5%	91.6%
Wisconsin Indianhead Technical College	87.0%	87.1%	79.1%	82.7%	83.1%	83.7%
College Avg	86.0%	85.2%	87.7%	90.1%	87.0%	87.1%

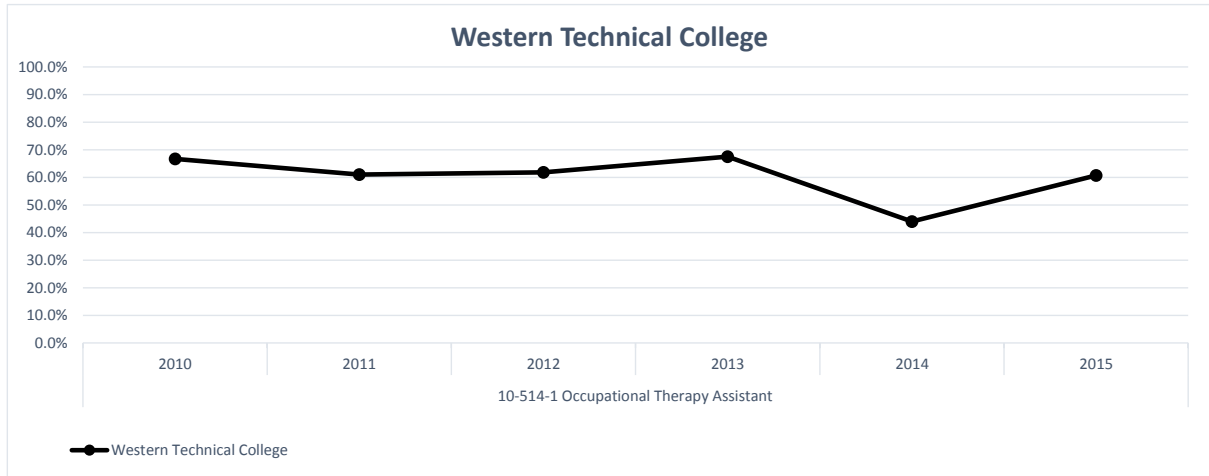
Sum of Total in Denominator	Column Labels				
Row Labels	2011	2012	2013	2014	2015
C200 Course Completion					
10-514-1 Occupational Therapy Assistant					
Western Technical College	96	86	100	88	108
Fox Valley Technical College	289	327	261	233	235
Milwaukee Area Technical College	72	62	66	69	184
Madison Area Technical College	66	69	72	85	77
Wisconsin Indianhead Technical College	69	85	86	81	89

Sum of Total in Numerator	Column Labels				
Row Labels	2011	2012	2013	2014	2015
C200 Course Completion					
10-514-1 Occupational Therapy Assistant					
Western Technical College	82	68	76	72	96
Fox Valley Technical College	242	274	242	219	222
Milwaukee Area Technical College	66	56	62	65	139
Madison Area Technical College	59	64	65	78	72
Wisconsin Indianhead Technical College	60	74	68	67	74

10-514-1 Occupational Therapy Assistant

F200 Second Year Retention

Data Definition: Percentage of First Time Program-declared Students who started the program in the previous year and are still enrolled or graduated from the program in either year. ☐



Cohort Start Term: Fall 2008 Fall 2009 Fall 2010 Fall 2011 Fall 2012 Fall 2013
Report Year: 2010 2011 2012 2013 2014 2015

Sum of % Meeting Definition	Column Labels						
Row Labels	2010	2011	2012	2013	2014	2015	College Avg
F200 Second Year Retention							
10-514-1 Occupational Therapy Assistant							
Western Technical College	66.7%	61.0%	61.8%	67.5%	44.0%	60.7%	59.7%
Fox Valley Technical College	69.3%	74.6%	62.8%	63.9%	62.9%	75.3%	67.8%
Milwaukee Area Technical College	84.8%	75.0%	83.3%	72.7%	79.4%	78.6%	79.2%
Madison Area Technical College	73.3%	81.8%	89.7%	82.8%	78.9%	73.5%	79.3%
Wisconsin Indianhead Technical College	44.4%	45.5%	62.5%	54.9%	54.3%	41.5%	50.8%
College Avg	67.6%	68.7%	67.0%	65.4%	62.3%	66.7%	66.3%

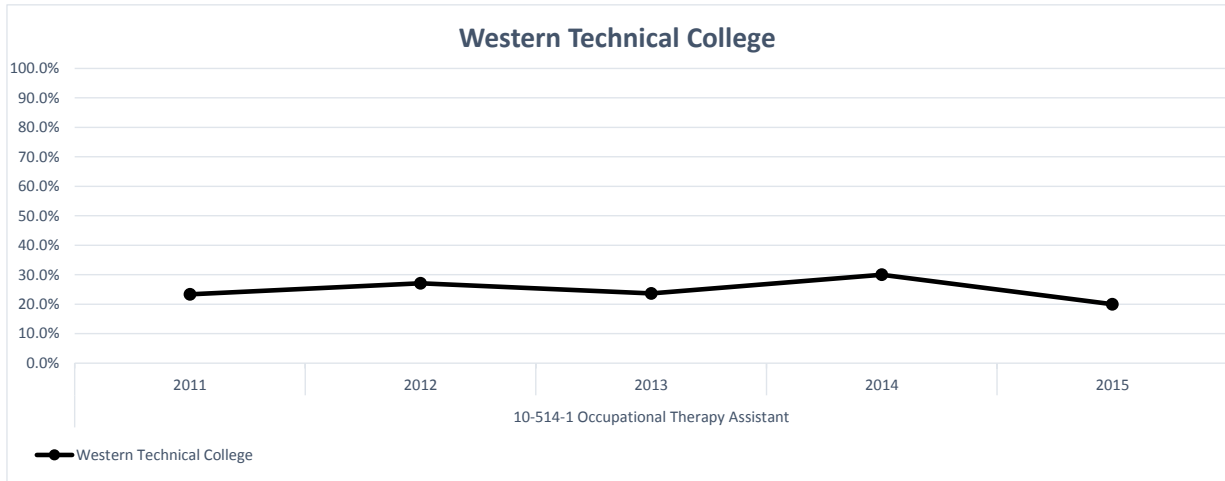
Sum of Total in Denominator	Column Labels					
Row Labels	2010	2011	2012	2013	2014	2015
F200 Second Year Retention						
10-514-1 Occupational Therapy Assistant						
Western Technical College	30	59	55	40	50	56
Fox Valley Technical College	75	142	137	144	97	81
Milwaukee Area Technical College	33	32	24	22	34	28
Madison Area Technical College	30	33	29	29	38	49
Wisconsin Indianhead Technical College	36	44	40	51	46	41

Sum of Total in Numerator	Column Labels					
Row Labels	2010	2011	2012	2013	2014	2015
F200 Second Year Retention						
10-514-1 Occupational Therapy Assistant						
Western Technical College	20	36	34	27	22	34
Fox Valley Technical College	52	106	86	92	61	61
Milwaukee Area Technical College	28	24	20	16	27	22
Madison Area Technical College	22	27	26	24	30	36
Wisconsin Indianhead Technical College	16	20	25	28	25	17

10-514-1 Occupational Therapy Assistant

F600 Third Year Graduation

Data Definition: Percent of First Time Program-declared Student graduating from the program within three years.



Cohort Start Term: Fall 2008 Fall 2009 Fall 2010 Fall 2011 Fall 2012
Report Year: 2011 2012 2013 2014 2015

Sum of % Meeting Definition	Column Labels					
Row Labels	2011	2012	2013	2014	2015	College Avg
F600 Third Year Graduation						
10-514-1 Occupational Therapy Assistant						
Western Technical College	23.3%	27.1%	23.6%	30.0%	20.0%	24.8%
Fox Valley Technical College	29.3%	19.7%	12.4%	6.9%	8.2%	14.3%
Milwaukee Area Technical College	60.6%	50.0%	37.5%	63.6%	55.9%	53.8%
Madison Area Technical College	50.0%	54.5%	58.6%	62.1%	63.2%	57.9%
Wisconsin Indianhead Technical College	13.9%	29.5%	47.5%	29.4%	37.0%	31.8%
College Avg	33.8%	29.4%	26.3%	24.1%	29.4%	28.3%

Sum of Total in Denominator	Column Labels				
Row Labels	2011	2012	2013	2014	2015
F600 Third Year Graduation					
10-514-1 Occupational Therapy Assistant					
Western Technical College	30	59	55	40	50
Fox Valley Technical College	75	142	137	144	97
Milwaukee Area Technical College	33	32	24	22	34
Madison Area Technical College	30	33	29	29	38
Wisconsin Indianhead Technical College	36	44	40	51	46

Sum of Total in Numerator	Column Labels				
Row Labels	2011	2012	2013	2014	2015
F600 Third Year Graduation					
10-514-1 Occupational Therapy Assistant					
Western Technical College	7	16	13	12	10
Fox Valley Technical College	22	28	17	10	8
Milwaukee Area Technical College	20	16	9	14	19
Madison Area Technical College	15	18	17	18	24
Wisconsin Indianhead Technical College	5	13	19	15	17