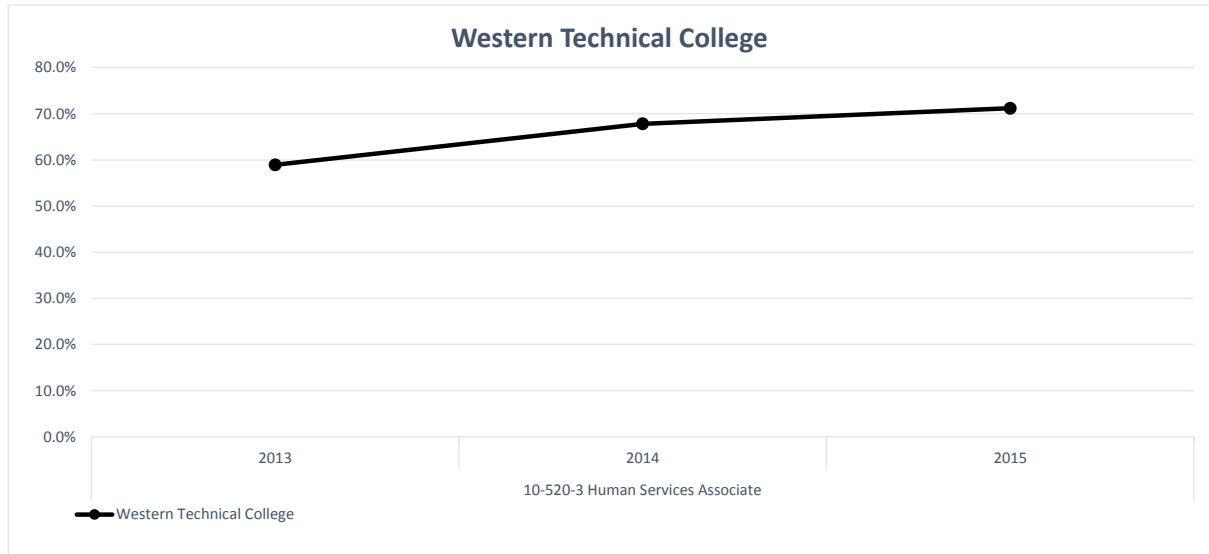


10-520-3 Human Services Associate

C200 Course Completion

Data Definition: Percentage of students declared in a program who successfully completed at least 80% of the courses they took with a C or better.



Sum of % Meeting Definition	Column Labels					
Row Labels	2011	2012	2013	2014	2015	College Avg
10-520-3 Human Services Associate						
C200 Course Completion						
Western Technical College			58.9%	67.8%	71.2%	66.7%
Northeast Wisconsin Technical College		85.0%	85.3%	91.9%	72.2%	83.5%
Northcentral Technical College	72.9%	77.1%	63.8%	73.0%	64.4%	70.1%
College Avg	72.9%	77.4%	64.1%	72.9%	66.7%	70.2%

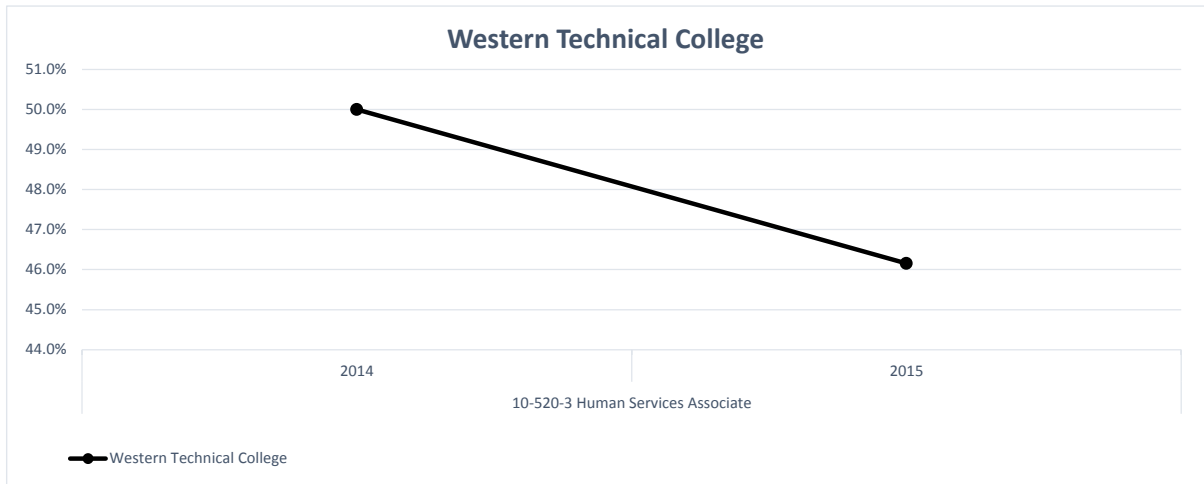
Sum of Total in Denominator	Column Labels				
Row Labels	2011	2012	2013	2014	2015
10-520-3 Human Services Associate					
C200 Course Completion					
Western Technical College			112	146	163
Northeast Wisconsin Technical College		20	34	37	36
Northcentral Technical College	343	423	486	467	393

Sum of Total in Numerator	Column Labels				
Row Labels	2011	2012	2013	2014	2015
10-520-3 Human Services Associate					
C200 Course Completion					
Western Technical College			66	99	116
Northeast Wisconsin Technical College		17	29	34	26
Northcentral Technical College	250	326	310	341	253

10-520-3 Human Services Associate

F200 Second Year Retention

Data Definition: Percentage of First Time Program-declared Students who started the program in the previous year and are still enrolled or graduated from the program in either year.



Cohort Start Term: Fall 2008 Fall 2009 Fall 2010 Fall 2011 Fall 2012 Fall 2013
Report Year: 2010 2011 2012 2013 2014 2015

Sum of % Meeting Definition Row Labels	Column Labels						College Avg
	2010	2011	2012	2013	2014	2015	
10-520-3 Human Services Associate							
F200 Second Year Retention							
Western Technical College					50.0%	46.2%	48.3%
Northeast Wisconsin Technical College				59.1%	43.5%	36.4%	46.3%
Northcentral Technical College	68.1%	62.9%	61.1%	56.7%	53.7%	53.7%	57.8%
College Avg	68.1%	62.9%	61.1%	56.9%	52.0%	50.6%	55.8%

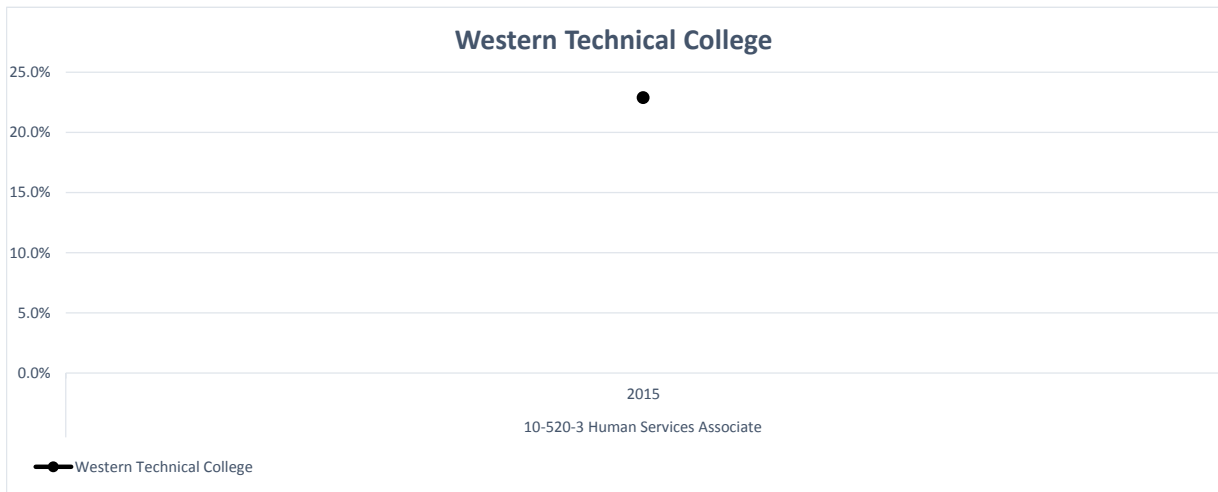
Sum of Total in Denominator Row Labels	Column Labels					
	2010	2011	2012	2013	2014	2015
10-520-3 Human Services Associate						
F200 Second Year Retention						
Western Technical College					118	91
Northeast Wisconsin Technical College				22	23	22
Northcentral Technical College	72	159	185	254	242	227

Sum of Total in Numerator Row Labels	Column Labels					
	2010	2011	2012	2013	2014	2015
10-520-3 Human Services Associate						
F200 Second Year Retention						
Western Technical College					59	42
Northeast Wisconsin Technical College				13	10	8
Northcentral Technical College	49	100	113	144	130	122

10-520-3 Human Services Associate

F600 Third Year Graduation

Data Definition: Percent of First Time Program-declared Student graduating from the program within three years.



Cohort Start Term: Fall 2008 Fall 2009 Fall 2010 Fall 2011 Fall 2012
Report Year: 2011 2012 2013 2014 2015

Sum of % Meeting Definition Row Labels	Column Labels					College Avg
	2011	2012	2013	2014	2015	
10-520-3 Human Services Associate						
F600 Third Year Graduation						
Western Technical College					22.9%	22.9%
Northeast Wisconsin Technical College				0.0%	0.0%	0.0%
Northcentral Technical College	26.4%	21.4%	18.4%	13.4%	18.6%	18.2%
College Avg	26.4%	21.4%	18.4%	12.3%	18.8%	18.0%

Sum of Total in Denominator Row Labels	Column Labels				
	2011	2012	2013	2014	2015
10-520-3 Human Services Associate					
F600 Third Year Graduation					
Western Technical College					118
Northeast Wisconsin Technical College				22	23
Northcentral Technical College	72	159	185	254	242

Sum of Total in Numerator Row Labels	Column Labels				
	2011	2012	2013	2014	2015
10-520-3 Human Services Associate					
F600 Third Year Graduation					
Western Technical College					27
Northeast Wisconsin Technical College				0	0
Northcentral Technical College	19	34	34	34	45