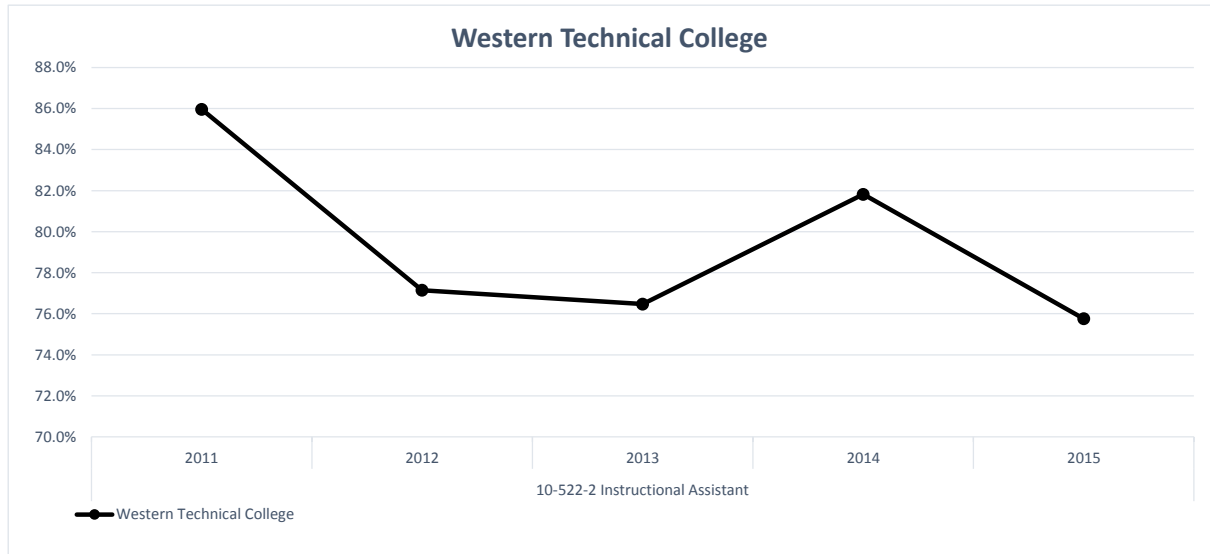


# 10-522-2 Instructional Assistant

## C200 Course Completion

**Data Definition: Percentage of students declared in a program who successfully completed at least 80% of the courses they took with a C or better.**



Sum of % Meeting Definition	Column Labels					
Row Labels	2011	2012	2013	2014	2015	College Avg
<b>10-522-2 Instructional Assistant</b>						
<b>C200 Course Completion</b>						
Western Technical College	86.0%	77.1%	76.5%	81.8%	75.8%	80.2%
Northeast Wisconsin Technical College	66.7%	78.9%	71.7%	66.7%	66.7%	70.3%
Northcentral Technical College	77.8%	78.6%	71.4%	66.7%		76.2%
Moraine Park Technical College	80.8%	84.2%	86.0%	88.1%	89.7%	85.5%
<b>College Avg</b>	<b>77.4%</b>	<b>79.9%</b>	<b>77.7%</b>	<b>77.3%</b>	<b>77.8%</b>	<b>78.0%</b>

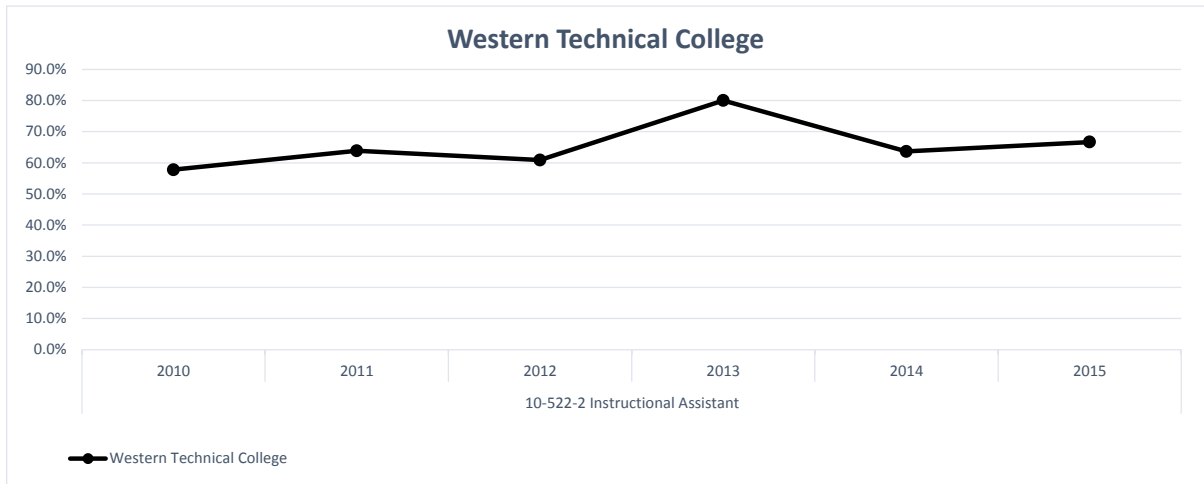
Sum of Total in Denominator	Column Labels				
Row Labels	2011	2012	2013	2014	2015
<b>10-522-2 Instructional Assistant</b>					
<b>C200 Course Completion</b>					
Western Technical College	57	35	34	33	33
Northeast Wisconsin Technical College	63	57	46	54	36
Northcentral Technical College	18	14	7	3	
Moraine Park Technical College	52	38	43	42	39

Sum of Total in Numerator	Column Labels				
Row Labels	2011	2012	2013	2014	2015
<b>10-522-2 Instructional Assistant</b>					
<b>C200 Course Completion</b>					
Western Technical College	49	27	26	27	25
Northeast Wisconsin Technical College	42	45	33	36	24
Northcentral Technical College	14	11	5	2	
Moraine Park Technical College	42	32	37	37	35

# 10-522-2 Instructional Assistant

## F200 Second Year Retention

**Data Definition: Percentage of First Time Program-declared Students who started the program in the previous year and are still enrolled or graduated from the program in either year.**



**Cohort Start Term:** Fall 2008    Fall 2009    Fall 2010    Fall 2011    Fall 2012    Fall 2013  
**Report Year:** 2010    2011    2012    2013    2014    2015

Sum of % Meeting Definition	Column Labels						
Row Labels	2010	2011	2012	2013	2014	2015	College Avg
<b>10-522-2 Instructional Assistant</b>							
<b>F200 Second Year Retention</b>							
Western Technical College	57.8%	63.9%	60.9%	80.0%	63.6%	66.7%	62.3%
Northeast Wisconsin Technical College	64.7%	66.7%	75.9%	60.0%	68.2%	60.0%	66.5%
Northcentral Technical College	60.0%	70.0%	57.1%	33.3%			60.0%
Moraine Park Technical College	60.0%	88.9%	52.4%	68.8%	55.0%	80.0%	66.4%
<b>College Avg</b>	<b>60.6%</b>	<b>70.2%</b>	<b>63.8%</b>	<b>64.1%</b>	<b>62.5%</b>	<b>67.3%</b>	<b>64.6%</b>

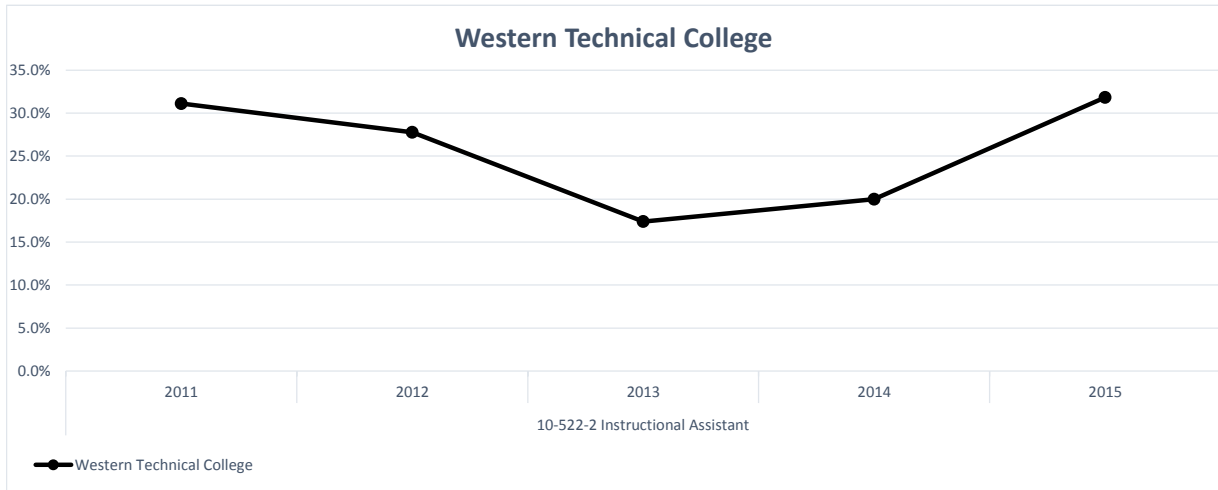
Sum of Total in Denominator	Column Labels					
Row Labels	2010	2011	2012	2013	2014	2015
<b>10-522-2 Instructional Assistant</b>						
<b>F200 Second Year Retention</b>						
Western Technical College	45	36	23	5	22	15
Northeast Wisconsin Technical College	34	30	29	15	22	25
Northcentral Technical College	10	10	7	3		
Moraine Park Technical College	20	18	21	16	20	15

Sum of Total in Numerator	Column Labels					
Row Labels	2010	2011	2012	2013	2014	2015
<b>10-522-2 Instructional Assistant</b>						
<b>F200 Second Year Retention</b>						
Western Technical College	26	23	14	4	14	10
Northeast Wisconsin Technical College	22	20	22	9	15	15
Northcentral Technical College	6	7	4	1		
Moraine Park Technical College	12	16	11	11	11	12

# 10-522-2 Instructional Assistant

## F600 Third Year Graduation

**Data Definition: Percent of First Time Program-declared Student graduating from the program within three years.**



**Cohort Start Term:** Fall 2008   Fall 2009   Fall 2010   Fall 2011   Fall 2012  
**Report Year:** 2011   2012   2013   2014   2015

Sum of % Meeting Definition	Column Labels					
Row Labels	2011	2012	2013	2014	2015	College Avg
<b>10-522-2 Instructional Assistant</b>						
<b>F600 Third Year Graduation</b>						
Western Technical College	31.1%	27.8%	17.4%	20.0%	31.8%	27.5%
Northeast Wisconsin Technical College	29.4%	16.7%	48.3%	20.0%	27.3%	29.2%
Northcentral Technical College	20.0%	50.0%	0.0%	0.0%		23.3%
Moraine Park Technical College	15.0%	44.4%	9.5%	43.8%	15.0%	24.2%
<b>College Avg</b>	<b>26.6%</b>	<b>29.8%</b>	<b>25.0%</b>	<b>28.2%</b>	<b>25.0%</b>	<b>26.9%</b>

Sum of Total in Denominator	Column Labels				
Row Labels	2011	2012	2013	2014	2015
<b>10-522-2 Instructional Assistant</b>					
<b>F600 Third Year Graduation</b>					
Western Technical College	45	36	23	5	22
Northeast Wisconsin Technical College	34	30	29	15	22
Northcentral Technical College	10	10	7	3	
Moraine Park Technical College	20	18	21	16	20

Sum of Total in Numerator	Column Labels				
Row Labels	2011	2012	2013	2014	2015
<b>10-522-2 Instructional Assistant</b>					
<b>F600 Third Year Graduation</b>					
Western Technical College	14	10	4	1	7
Northeast Wisconsin Technical College	10	5	14	3	6
Northcentral Technical College	2	5	0	0	
Moraine Park Technical College	3	8	2	7	3