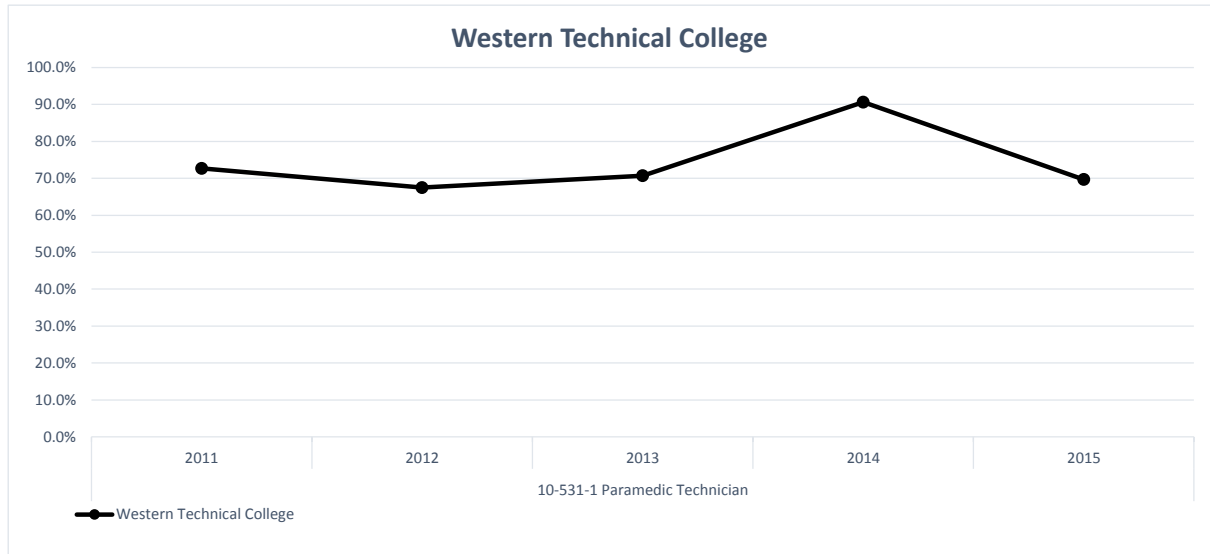


10-531-1 Paramedic Technician

C200 Course Completion

Data Definition: Percentage of students declared in a program who successfully completed at least 80% of the courses they took with a C or better.



Sum of % Meeting Definition	Column Labels					
Row Labels	2011	2012	2013	2014	2015	College Avg
10-531-1 Paramedic Technician						
C200 Course Completion						
Chippewa Valley Technical College	76.9%	81.5%	88.9%	88.2%	85.7%	83.7%
Western Technical College	72.7%	67.5%	70.7%	90.6%	69.7%	73.7%
Lakeshore Technical College	74.2%	73.7%	77.3%	82.4%	66.7%	74.3%
Northcentral Technical College	91.3%	96.5%	77.3%	77.4%	88.9%	88.1%
Moraine Park Technical College	88.6%	81.6%	78.9%	75.0%	84.2%	82.2%
College Avg	83.7%	83.9%	78.8%	83.3%	79.3%	82.0%

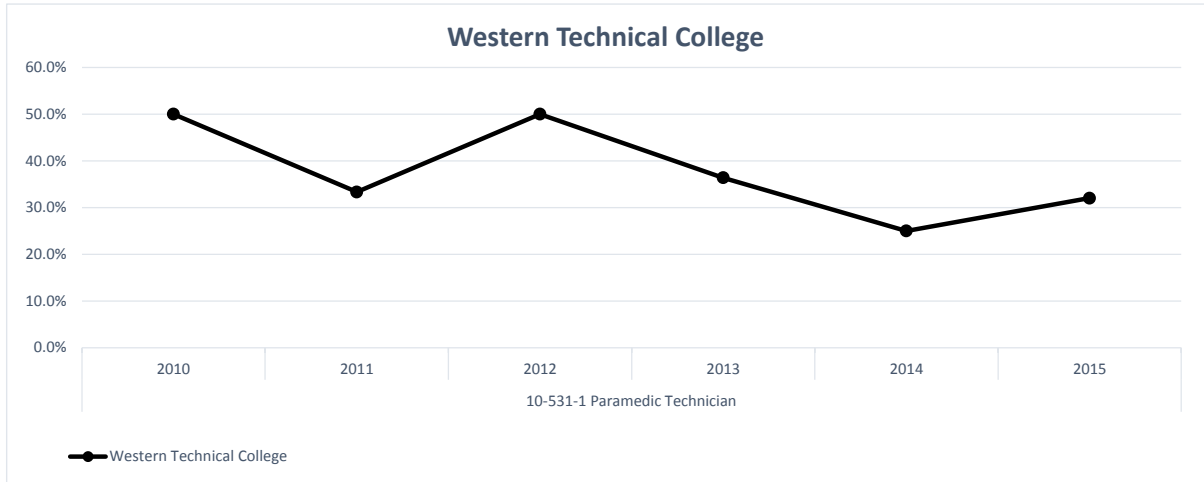
Sum of Total in Denominator	Column Labels				
Row Labels	2011	2012	2013	2014	2015
10-531-1 Paramedic Technician					
C200 Course Completion					
Chippewa Valley Technical College	52	54	45	34	42
Western Technical College	33	40	41	32	33
Lakeshore Technical College	31	19	22	17	24
Northcentral Technical College	103	85	66	31	27
Moraine Park Technical College	44	38	38	24	19

Sum of Total in Numerator	Column Labels				
Row Labels	2011	2012	2013	2014	2015
10-531-1 Paramedic Technician					
C200 Course Completion					
Chippewa Valley Technical College	40	44	40	30	36
Western Technical College	24	27	29	29	23
Lakeshore Technical College	23	14	17	14	16
Northcentral Technical College	94	82	51	24	24
Moraine Park Technical College	39	31	30	18	16

10-531-1 Paramedic Technician

F200 Second Year Retention

Data Definition: Percentage of First Time Program-declared Students who started the program in the previous year and are still enrolled or graduated from the program in either year.



Cohort Start Term: Fall 2008 Fall 2009 Fall 2010 Fall 2011 Fall 2012 Fall 2013
 Report Year: 2010 2011 2012 2013 2014 2015

Sum of % Meeting Definition	Column Labels						
Row Labels	2010	2011	2012	2013	2014	2015	College Avg
10-531-1 Paramedic Technician							
F200 Second Year Retention							
Chippewa Valley Technical College	75.0%	0.0%	57.4%	59.4%	72.2%	77.8%	64.7%
Western Technical College	50.0%	33.3%	50.0%	36.4%	25.0%	32.0%	36.7%
Lakeshore Technical College	35.0%	46.4%	38.9%	55.6%	38.5%	33.3%	40.4%
Northcentral Technical College	90.0%	87.3%	83.0%	69.7%	48.1%	20.0%	75.2%
Moraine Park Technical College	38.5%	43.3%	35.7%	42.9%	42.9%	50.0%	41.5%
College Avg	57.7%	59.4%	58.1%	54.7%	43.9%	44.9%	54.3%

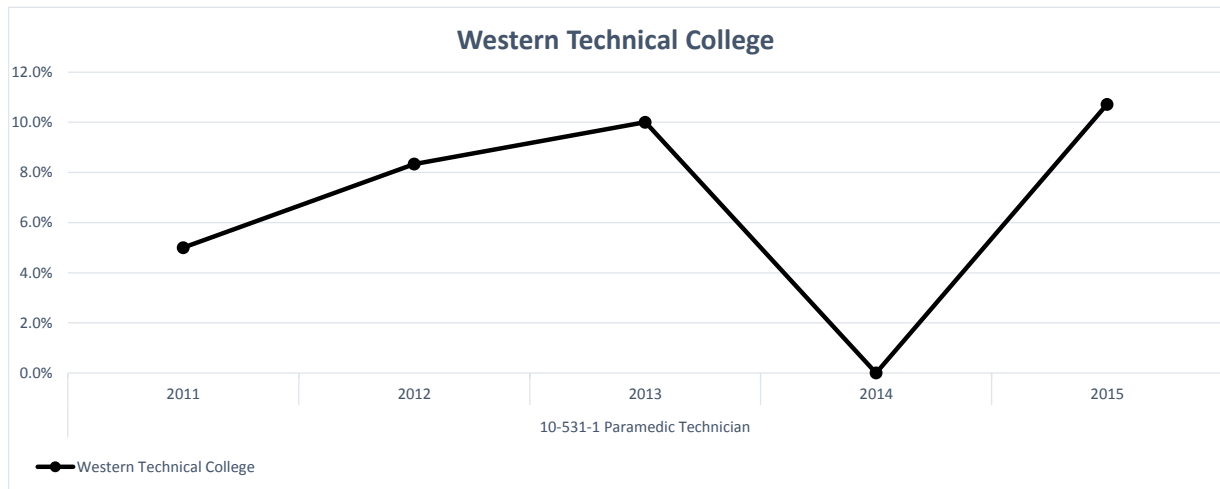
Sum of Total in Denominator	Column Labels					
Row Labels	2010	2011	2012	2013	2014	2015
10-531-1 Paramedic Technician						
F200 Second Year Retention						
Chippewa Valley Technical College	20	1	47	32	18	18
Western Technical College	20	24	20	22	28	25
Lakeshore Technical College	40	28	18	9	13	6
Northcentral Technical College	30	55	47	33	27	10
Moraine Park Technical College	13	30	28	21	21	10

Sum of Total in Numerator	Column Labels					
Row Labels	2010	2011	2012	2013	2014	2015
10-531-1 Paramedic Technician						
F200 Second Year Retention						
Chippewa Valley Technical College	15	0	27	19	13	14
Western Technical College	10	8	10	8	7	8
Lakeshore Technical College	14	13	7	5	5	2
Northcentral Technical College	27	48	39	23	13	2
Moraine Park Technical College	5	13	10	9	9	5

10-531-1 Paramedic Technician

F600 Third Year Graduation

Data Definition: Percent of First Time Program-declared Student graduating from the program within three years.



Cohort Start Term: Fall 2008 Fall 2009 Fall 2010 Fall 2011 Fall 2012
Report Year: 2011 2012 2013 2014 2015

Sum of % Meeting Definition	Column Labels					
Row Labels	2011	2012	2013	2014	2015	College Avg
10-531-1 Paramedic Technician						
F600 Third Year Graduation						
Chippewa Valley Technical College	40.0%	0.0%	23.4%	25.0%	38.9%	28.8%
Western Technical College	5.0%	8.3%	10.0%	0.0%	10.7%	7.0%
Lakeshore Technical College	7.5%	7.1%	5.6%	22.2%	7.7%	8.3%
Northcentral Technical College	23.3%	21.8%	29.8%	18.2%	7.4%	21.4%
Moraine Park Technical College	7.7%	13.3%	21.4%	9.5%	9.5%	13.3%
College Avg	16.3%	14.5%	21.3%	15.4%	14.0%	16.6%

Sum of Total in Denominator	Column Labels				
Row Labels	2011	2012	2013	2014	2015
10-531-1 Paramedic Technician					
F600 Third Year Graduation					
Chippewa Valley Technical College	20	1	47	32	18
Western Technical College	20	24	20	22	28
Lakeshore Technical College	40	28	18	9	13
Northcentral Technical College	30	55	47	33	27
Moraine Park Technical College	13	30	28	21	21

Sum of Total in Numerator	Column Labels				
Row Labels	2011	2012	2013	2014	2015
10-531-1 Paramedic Technician					
F600 Third Year Graduation					
Chippewa Valley Technical College	8	0	11	8	7
Western Technical College	1	2	2	0	3
Lakeshore Technical College	3	2	1	2	1
Northcentral Technical College	7	12	14	6	2
Moraine Park Technical College	1	4	6	2	2