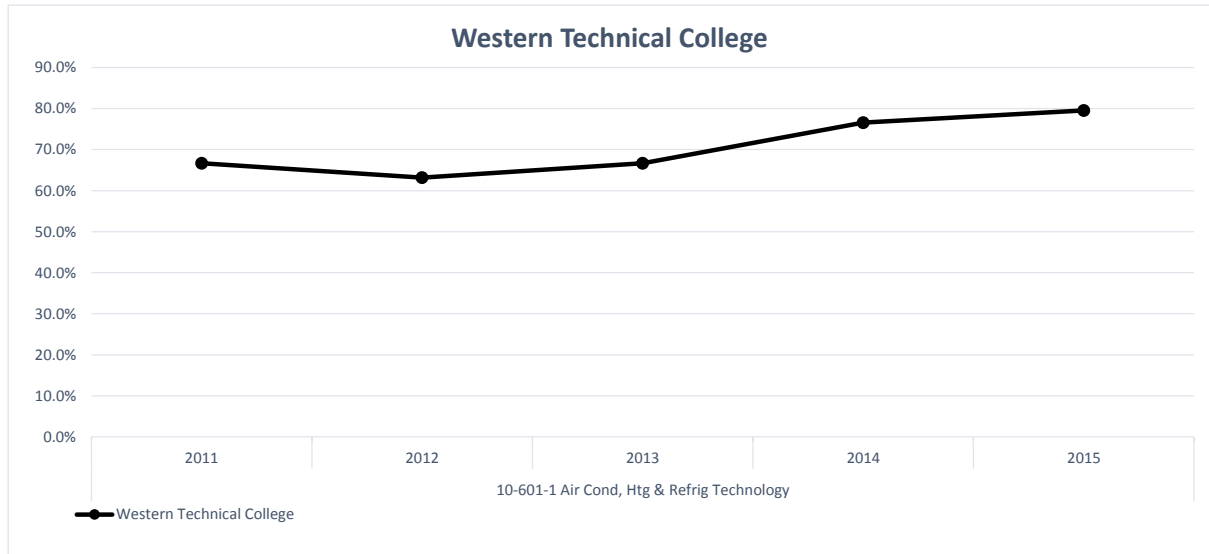


10-601-1 Air Cond, Htg & Refrig Technology

C200 Course Completion

Data Definition: Percentage of students declared in a program who successfully completed at least 80% of the courses they took with a C or better.



Sum of % Meeting Definition	Column Labels					
Row Labels	2011	2012	2013	2014	2015	College Avg
10-601-1 Air Cond, Htg & Refrig Technology						
C200 Course Completion						
Chippewa Valley Technical College	62.7%	74.5%	74.5%	72.5%	70.0%	70.6%
Western Technical College	66.7%	63.2%	66.7%	76.6%	79.5%	69.3%
Northeast Wisconsin Technical College	82.6%	82.4%	88.5%	83.3%	77.1%	83.2%
Moraine Park Technical College	73.5%	86.5%	84.8%	90.9%	82.4%	82.8%
College Avg	70.4%	74.4%	77.7%	80.1%	77.6%	75.6%

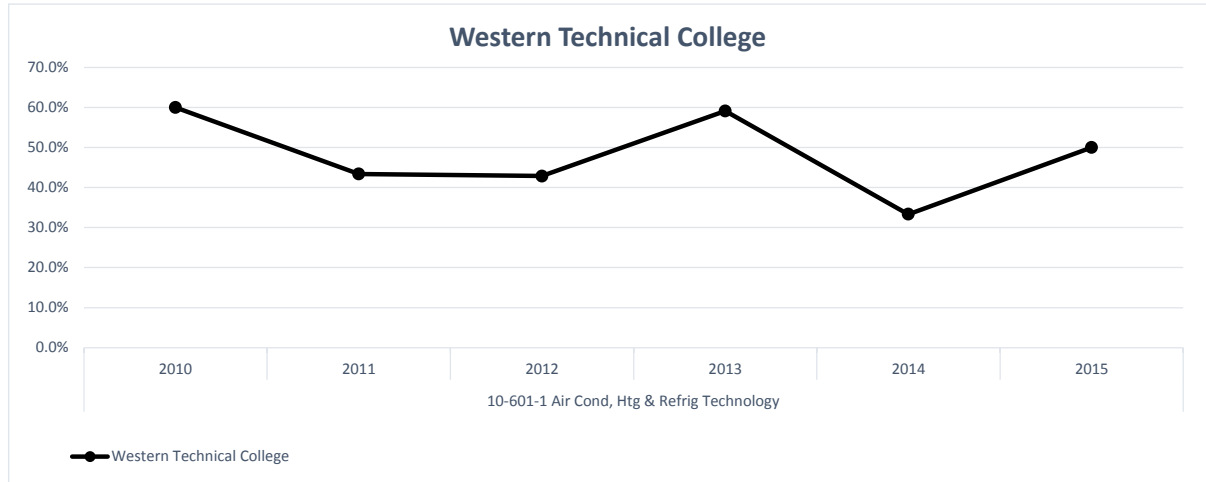
Sum of Total in Denominator	Column Labels				
Row Labels	2011	2012	2013	2014	2015
10-601-1 Air Cond, Htg & Refrig Technology					
C200 Course Completion					
Chippewa Valley Technical College	59	51	51	40	30
Western Technical College	69	76	57	47	44
Northeast Wisconsin Technical College	46	51	52	36	35
Moraine Park Technical College	49	37	33	33	34

Sum of Total in Numerator	Column Labels				
Row Labels	2011	2012	2013	2014	2015
10-601-1 Air Cond, Htg & Refrig Technology					
C200 Course Completion					
Chippewa Valley Technical College	37	38	38	29	21
Western Technical College	46	48	38	36	35
Northeast Wisconsin Technical College	38	42	46	30	27
Moraine Park Technical College	36	32	28	30	28

10-601-1 Air Cond, Htg & Refrig Technology

F200 Second Year Retention

Data Definition: Percentage of First Time Program-declared Students who started the program in the previous year and are still enrolled or graduated from the program in either year.



Cohort Start Term: Fall 2008 Fall 2009 Fall 2010 Fall 2011 Fall 2012 Fall 2013
Report Year: 2010 2011 2012 2013 2014 2015

Sum of % Meeting Definition	Column Labels						
Row Labels	2010	2011	2012	2013	2014	2015	College Avg
10-601-1 Air Cond, Htg & Refrig Technology							
F200 Second Year Retention							
Chippewa Valley Technical College	66.7%	67.9%	56.7%	66.7%	59.3%	55.6%	62.3%
Western Technical College	60.0%	43.4%	42.9%	59.1%	33.3%	50.0%	47.7%
Northeast Wisconsin Technical College	92.3%	78.6%	76.7%	80.0%	77.8%	60.0%	77.4%
Moraine Park Technical College	66.7%	52.9%	65.0%	52.9%	62.5%	50.0%	58.0%
College Avg	69.4%	55.0%	58.2%	64.6%	57.7%	53.2%	59.3%

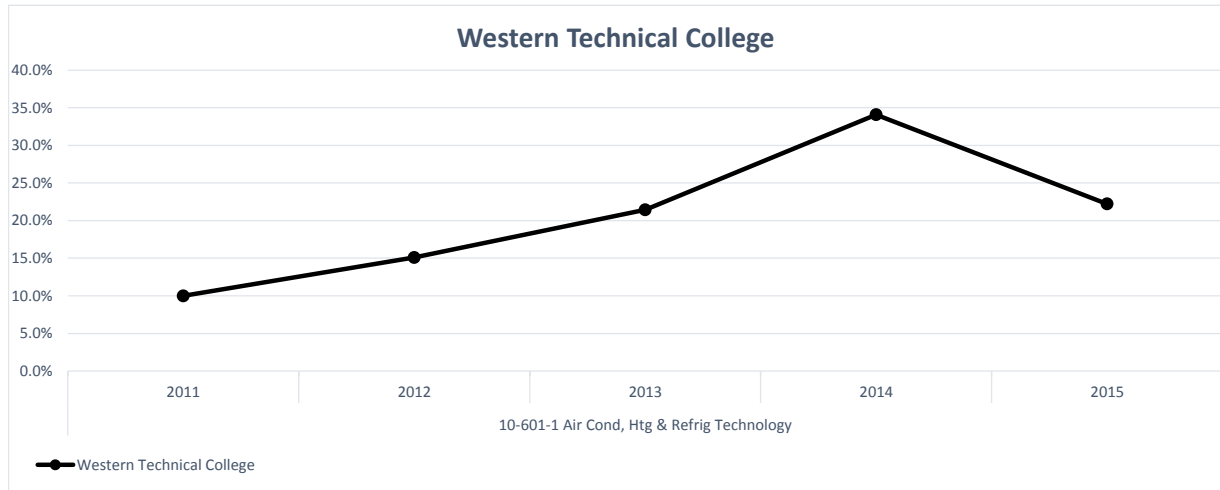
Sum of Total in Denominator	Column Labels					
Row Labels	2010	2011	2012	2013	2014	2015
10-601-1 Air Cond, Htg & Refrig Technology						
F200 Second Year Retention						
Chippewa Valley Technical College	21	28	30	27	27	18
Western Technical College	20	53	42	44	27	30
Northeast Wisconsin Technical College	13	14	30	25	27	15
Moraine Park Technical College	18	34	20	17	16	14

Sum of Total in Numerator	Column Labels					
Row Labels	2010	2011	2012	2013	2014	2015
10-601-1 Air Cond, Htg & Refrig Technology						
F200 Second Year Retention						
Chippewa Valley Technical College	14	19	17	18	16	10
Western Technical College	12	23	18	26	9	15
Northeast Wisconsin Technical College	12	11	23	20	21	9
Moraine Park Technical College	12	18	13	9	10	7

10-601-1 Air Cond, Htg & Refrig Technology

F600 Third Year Graduation

Data Definition: Percent of First Time Program-declared Student graduating from the program within three years.



Cohort Start Term: Fall 2008 Fall 2009 Fall 2010 Fall 2011 Fall 2012

Report Year: 2011 2012 2013 2014 2015

Sum of % Meeting Definition	Column Labels					
Row Labels	2011	2012	2013	2014	2015	College Avg
10-601-1 Air Cond, Htg & Refrig Technology						
F600 Third Year Graduation						
Chippewa Valley Technical College	38.1%	50.0%	46.7%	29.6%	40.7%	41.4%
Western Technical College	10.0%	15.1%	21.4%	34.1%	22.2%	21.5%
Northeast Wisconsin Technical College	23.1%	71.4%	50.0%	60.0%	55.6%	53.2%
Moraine Park Technical College	22.2%	23.5%	25.0%	23.5%	25.0%	23.8%
College Avg	23.6%	31.0%	35.2%	37.2%	37.1%	33.4%

Sum of Total in Denominator	Column Labels				
Row Labels	2011	2012	2013	2014	2015
10-601-1 Air Cond, Htg & Refrig Technology					
F600 Third Year Graduation					
Chippewa Valley Technical College	21	28	30	27	27
Western Technical College	20	53	42	44	27
Northeast Wisconsin Technical College	13	14	30	25	27
Moraine Park Technical College	18	34	20	17	16

Sum of Total in Numerator	Column Labels				
Row Labels	2011	2012	2013	2014	2015
10-601-1 Air Cond, Htg & Refrig Technology					
F600 Third Year Graduation					
Chippewa Valley Technical College	8	14	14	8	11
Western Technical College	2	8	9	15	6
Northeast Wisconsin Technical College	3	10	15	15	15
Moraine Park Technical College	4	8	5	4	4