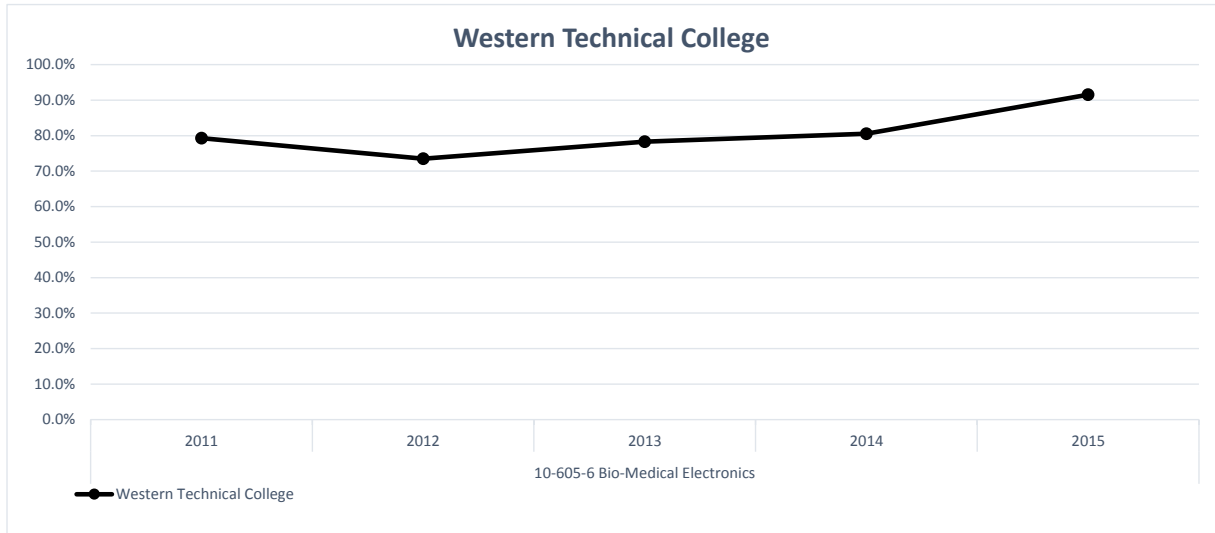


10-605-6 Bio-Medical Electronics

C200 Course Completion

Data Definition: Percentage of students declared in a program who successfully completed at least 80% of the courses they took with a C or better.



Sum of % Meeting Definition	Column Labels					
Row Labels	2011	2012	2013	2014	2015	College Avg
C200 Course Completion						
10-605-6 Bio-Medical Electronics						
Western Technical College	79.3%	73.5%	78.3%	80.5%	91.5%	79.9%
Milwaukee Area Technical College	80.6%	78.5%	76.3%	74.1%	73.4%	77.0%
Waukesha County Technical College	40.0%	40.0%		100.0%	100.0%	71.4%
College Avg	78.9%	75.1%	77.4%	78.8%	81.8%	78.3%

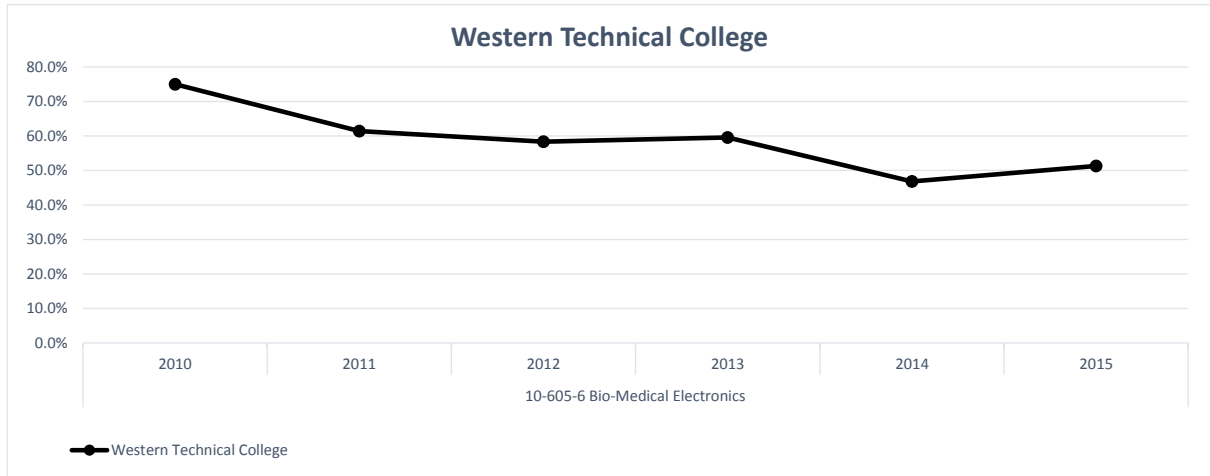
Sum of Total in Denominator	Column Labels				
Row Labels	2011	2012	2013	2014	2015
C200 Course Completion					
10-605-6 Bio-Medical Electronics					
Western Technical College	87	83	83	77	59
Milwaukee Area Technical College	93	93	76	54	79
Waukesha County Technical College	5	5		6	5

Sum of Total in Numerator	Column Labels				
Row Labels	2011	2012	2013	2014	2015
C200 Course Completion					
10-605-6 Bio-Medical Electronics					
Western Technical College	69	61	65	62	54
Milwaukee Area Technical College	75	73	58	40	58
Waukesha County Technical College	2	2		6	5

10-605-6 Bio-Medical Electronics

F200 Second Year Retention

Data Definition: Percentage of First Time Program-declared Students who started the program in the previous year and are still enrolled or graduated from the program in either year. ☐



Cohort Start Term: Fall 2008 Fall 2009 Fall 2010 Fall 2011 Fall 2012 Fall 2013
 Report Year: 2010 2011 2012 2013 2014 2015

Sum of % Meeting Definition	Column Labels						
Row Labels	2010	2011	2012	2013	2014	2015	College Avg
F200 Second Year Retention							
10-605-6 Bio-Medical Electronics							
Western Technical College	75.0%	61.4%	58.3%	59.5%	46.8%	51.3%	58.1%
Milwaukee Area Technical College	61.8%	70.6%	76.6%	59.1%	54.8%	66.7%	65.8%
Waukesha County Technical College			20.0%	75.0%		50.0%	45.5%
College Avg	68.2%	65.7%	65.9%	60.0%	50.0%	56.5%	61.4%

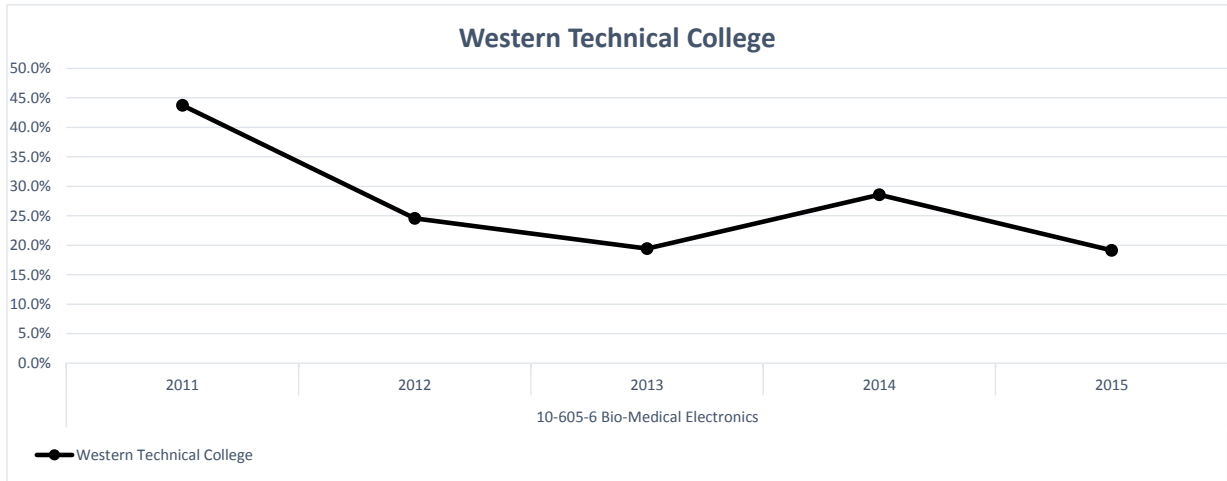
Sum of Total in Denominator	Column Labels					
Row Labels	2010	2011	2012	2013	2014	2015
F200 Second Year Retention						
10-605-6 Bio-Medical Electronics						
Western Technical College	32	57	36	42	47	39
Milwaukee Area Technical College	34	51	47	44	31	21
Waukesha County Technical College			5	4		2

Sum of Total in Numerator	Column Labels					
Row Labels	2010	2011	2012	2013	2014	2015
F200 Second Year Retention						
10-605-6 Bio-Medical Electronics						
Western Technical College	24	35	21	25	22	20
Milwaukee Area Technical College	21	36	36	26	17	14
Waukesha County Technical College			1	3		1

10-605-6 Bio-Medical Electronics

F600 Third Year Graduation

Data Definition: Percent of First Time Program-declared Student graduating from the program within three years.



Cohort Start Term: Fall 2008 Fall 2009 Fall 2010 Fall 2011 Fall 2012
Report Year: 2011 2012 2013 2014 2015

Sum of % Meeting Definition	Column Labels					
Row Labels	2011	2012	2013	2014	2015	College Avg
F600 Third Year Graduation						
10-605-6 Bio-Medical Electronics						
Western Technical College	43.8%	24.6%	19.4%	28.6%	19.1%	26.2%
Milwaukee Area Technical College	35.3%	39.2%	38.3%	20.5%	19.4%	31.4%
Waukesha County Technical College			0.0%	0.0%		0.0%
College Avg	39.4%	31.5%	28.4%	23.3%	19.2%	28.1%

Sum of Total in Denominator	Column Labels				
Row Labels	2011	2012	2013	2014	2015
F600 Third Year Graduation					
10-605-6 Bio-Medical Electronics					
Western Technical College	32	57	36	42	47
Milwaukee Area Technical College	34	51	47	44	31
Waukesha County Technical College			5	4	

Sum of Total in Numerator	Column Labels				
Row Labels	2011	2012	2013	2014	2015
F600 Third Year Graduation					
10-605-6 Bio-Medical Electronics					
Western Technical College	14	14	7	12	9
Milwaukee Area Technical College	12	20	18	9	6
Waukesha County Technical College			0	0	