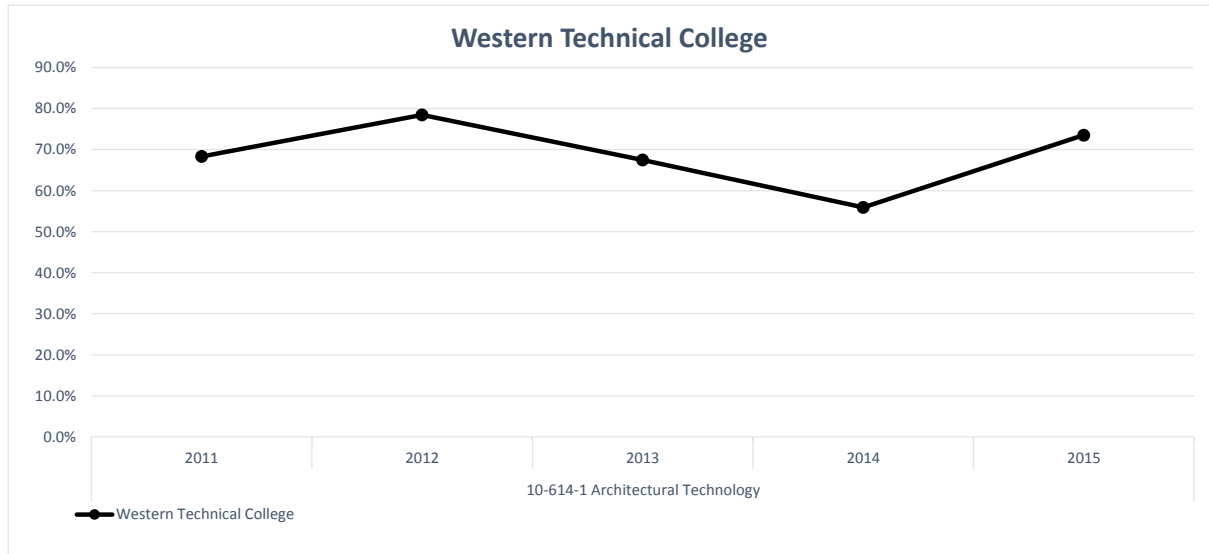


10-614-1 Architectural Technology

C200 Course Completion

Data Definition: Percentage of students declared in a program who successfully completed at least 80% of the courses they took with a C or better.



Sum of % Meeting Definition	Column Labels					
Row Labels	2011	2012	2013	2014	2015	College Avg
10-614-1 Architectural Technology						
C200 Course Completion						
Western Technical College	68.3%	78.4%	67.5%	55.9%	73.5%	69.4%
Northeast Wisconsin Technical College	75.7%	76.3%	67.2%	75.0%	74.5%	73.8%
College Avg	72.3%	77.3%	67.3%	67.4%	74.1%	71.9%

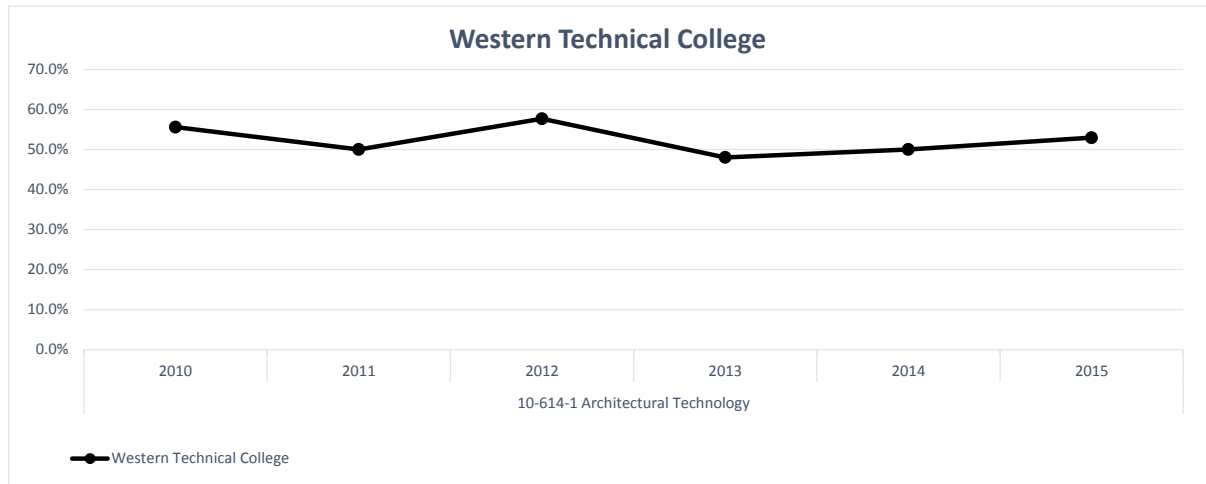
Sum of Total in Denominator	Column Labels				
Row Labels	2011	2012	2013	2014	2015
10-614-1 Architectural Technology					
C200 Course Completion					
Western Technical College	60	51	40	34	34
Northeast Wisconsin Technical College	70	59	58	52	51

Sum of Total in Numerator	Column Labels				
Row Labels	2011	2012	2013	2014	2015
10-614-1 Architectural Technology					
C200 Course Completion					
Western Technical College	41	40	27	19	25
Northeast Wisconsin Technical College	53	45	39	39	38

10-614-1 Architectural Technology

F200 Second Year Retention

Data Definition: Percentage of First Time Program-declared Students who started the program in the previous year and are still enrolled or graduated from the program in either year.



Cohort Start Term: Fall 2008 Fall 2009 Fall 2010 Fall 2011 Fall 2012 Fall 2013
 Report Year: 2010 2011 2012 2013 2014 2015

Sum of % Meeting Definition	Column Labels						
Row Labels	2010	2011	2012	2013	2014	2015	College Avg
10-614-1 Architectural Technology							
F200 Second Year Retention							
Western Technical College	55.6%	50.0%	57.7%	48.0%	50.0%	52.9%	52.6%
Northeast Wisconsin Technical College	67.4%	77.8%	57.1%	65.4%	57.1%	65.0%	65.4%
College Avg	62.2%	65.2%	57.4%	56.9%	54.0%	59.5%	59.7%

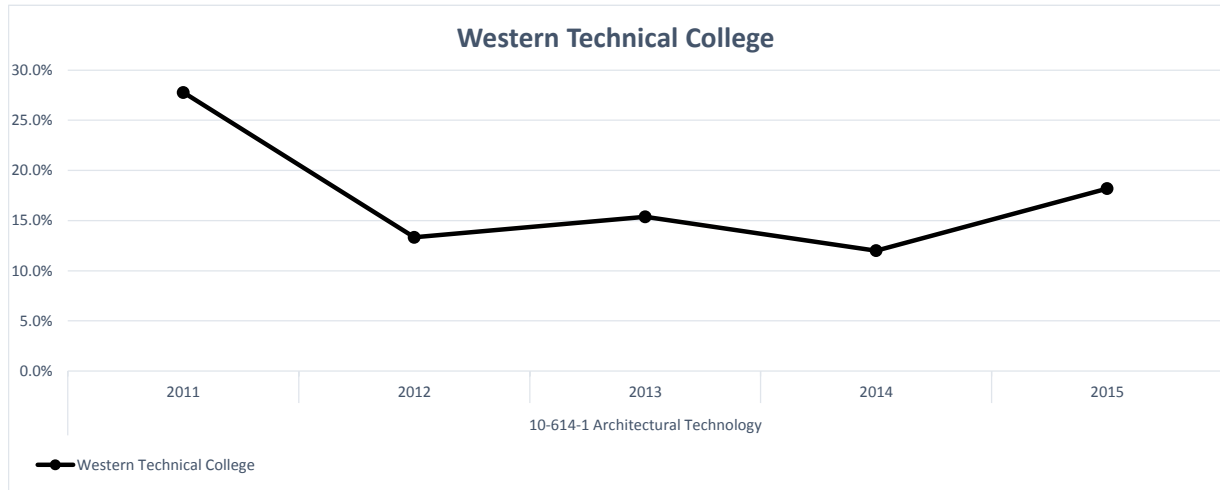
Sum of Total in Denominator	Column Labels					
Row Labels	2010	2011	2012	2013	2014	2015
10-614-1 Architectural Technology						
F200 Second Year Retention						
Western Technical College	36	30	26	25	22	17
Northeast Wisconsin Technical College	46	36	35	26	28	20

Sum of Total in Numerator	Column Labels					
Row Labels	2010	2011	2012	2013	2014	2015
10-614-1 Architectural Technology						
F200 Second Year Retention						
Western Technical College	20	15	15	12	11	9
Northeast Wisconsin Technical College	31	28	20	17	16	13

10-614-1 Architectural Technology

F600 Third Year Graduation

Data Definition: Percent of First Time Program-declared Student graduating from the program within three years.



Cohort Start Term: Fall 2008 Fall 2009 Fall 2010 Fall 2011 Fall 2012

Report Year: 2011 2012 2013 2014 2015

Sum of % Meeting Definition	Column Labels					
Row Labels	2011	2012	2013	2014	2015	College Avg
10-614-1 Architectural Technology						
F600 Third Year Graduation						
Western Technical College	27.8%	13.3%	15.4%	12.0%	18.2%	18.0%
Northeast Wisconsin Technical College	45.7%	47.2%	34.3%	19.2%	39.3%	38.6%
College Avg	37.8%	31.8%	26.2%	15.7%	30.0%	29.4%

Sum of Total in Denominator	Column Labels				
Row Labels	2011	2012	2013	2014	2015
10-614-1 Architectural Technology					
F600 Third Year Graduation					
Western Technical College	36	30	26	25	22
Northeast Wisconsin Technical College	46	36	35	26	28

Sum of Total in Numerator	Column Labels				
Row Labels	2011	2012	2013	2014	2015
10-614-1 Architectural Technology					
F600 Third Year Graduation					
Western Technical College	10	4	4	3	4
Northeast Wisconsin Technical College	21	17	12	5	11