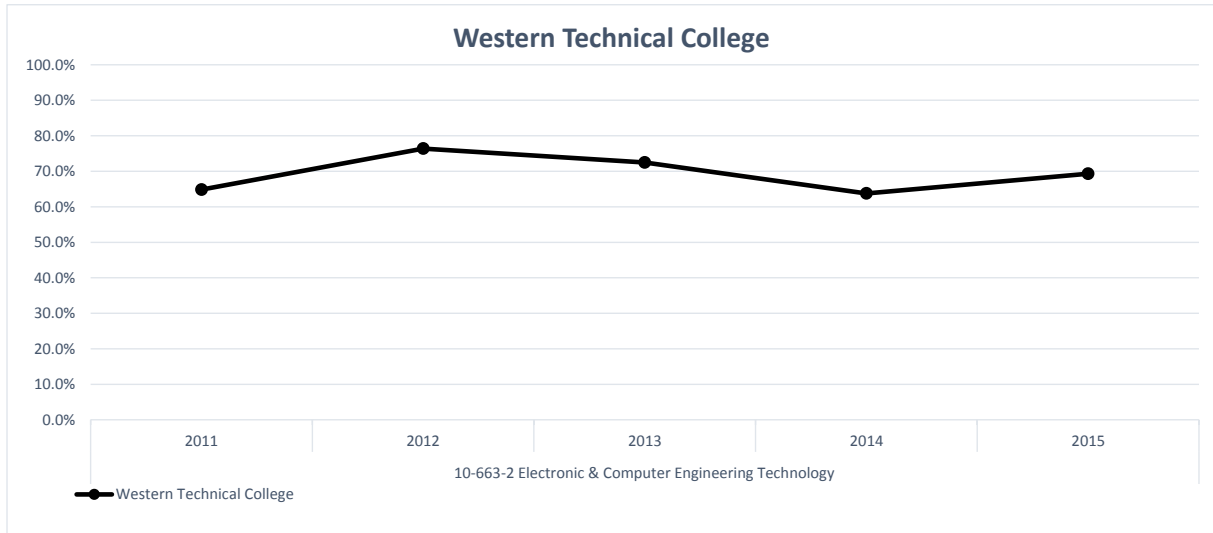


# 10-663-2 Electronic & Computer Engineering Technology

## C200 Course Completion

**Data Definition:** Percentage of students declared in a program who successfully completed at least 80% of the courses they took with a C or better.



Sum of % Meeting Definition	Column Labels					
Row Labels	2011	2012	2013	2014	2015	College Avg
<b>C200 Course Completion</b>						
<b>10-663-4 Electronics Technology</b>						
Waukesha County Technical College				79.5%	76.3%	77.9%
<b>10-663-2 Electronic &amp; Computer Engineering Technology</b>						
Western Technical College	64.8%	76.4%	72.5%	63.8%	69.3%	69.1%
Fox Valley Technical College	65.8%	69.0%	100.0%	100.0%	100.0%	74.4%
<b>College Avg</b>	<b>65.1%</b>	<b>74.3%</b>	<b>76.3%</b>	<b>70.2%</b>	<b>71.7%</b>	<b>71.1%</b>

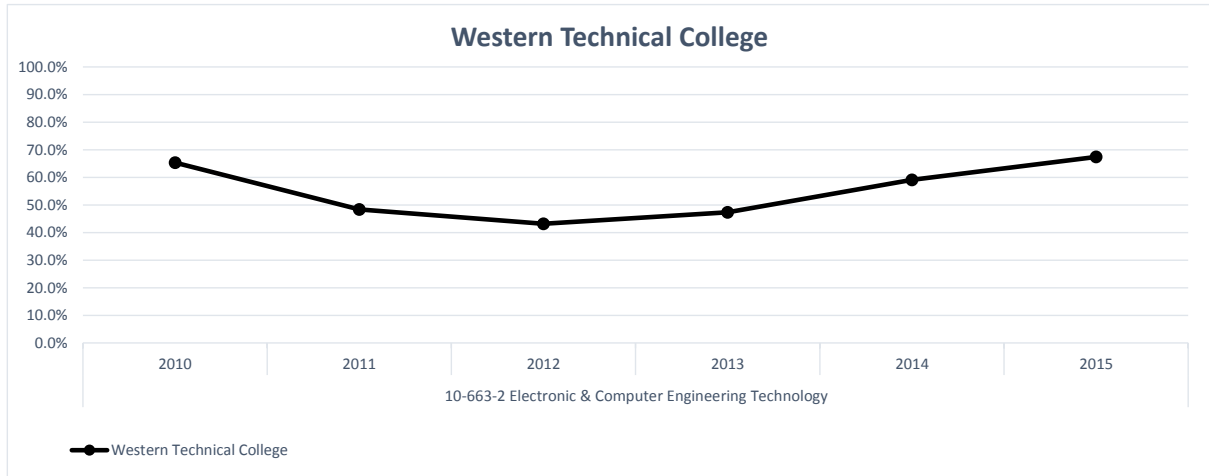
Sum of Total in Denominator	Column Labels				
Row Labels	2011	2012	2013	2014	2015
<b>C200 Course Completion</b>					
<b>10-663-4 Electronics Technology</b>					
Waukesha County Technical College				39	38
<b>10-663-2 Electronic &amp; Computer Engineering Technology</b>					
Western Technical College	91	72	80	80	88
Fox Valley Technical College	38	29	13	5	1

Sum of Total in Numerator	Column Labels				
Row Labels	2011	2012	2013	2014	2015
<b>C200 Course Completion</b>					
<b>10-663-4 Electronics Technology</b>					
Waukesha County Technical College				31	29
<b>10-663-2 Electronic &amp; Computer Engineering Technology</b>					
Western Technical College	59	55	58	51	61
Fox Valley Technical College	25	20	13	5	1

# 10-663-2 Electronic & Computer Engineering Technology

## F200 Second Year Retention

**Data Definition:** Percentage of First Time Program-declared Students who started the program in the previous year and are still enrolled or graduated from the program in either year.



Cohort Start Term: Fall 2008    Fall 2009    Fall 2010    Fall 2011    Fall 2012    Fall 2013  
 Report Year:        2010        2011        2012        2013        2014        2015

Sum of % Meeting Definition	Column Labels						
Row Labels	2010	2011	2012	2013	2014	2015	College Avg
<b>F200 Second Year Retention</b>							
<b>10-663-4 Electronics Technology</b>							
Waukesha County Technical College						59.0%	59.0%
<b>10-663-2 Electronic &amp; Computer Engineering Technology</b>							
Western Technical College	65.3%	48.4%	43.2%	47.4%	59.1%	67.4%	55.1%
Fox Valley Technical College	25.0%	48.6%	42.1%	50.0%	100.0%		44.4%
<b>College Avg</b>	<b>57.4%</b>	<b>48.5%</b>	<b>42.9%</b>	<b>48.1%</b>	<b>60.0%</b>	<b>63.5%</b>	<b>53.3%</b>

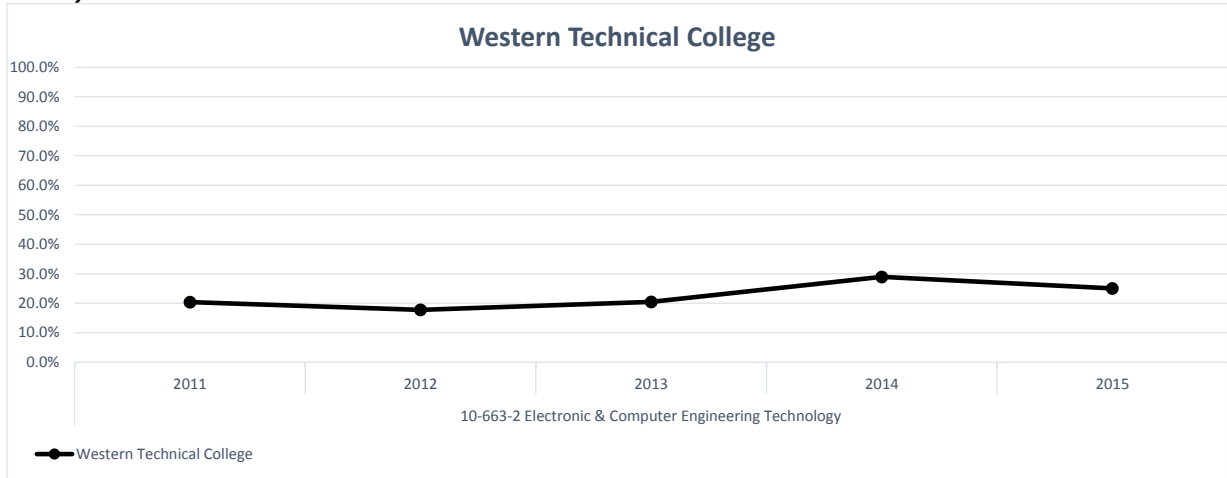
Sum of Total in Denominator	Column Labels					
Row Labels	2010	2011	2012	2013	2014	2015
<b>F200 Second Year Retention</b>						
<b>10-663-4 Electronics Technology</b>						
Waukesha County Technical College						39
<b>10-663-2 Electronic &amp; Computer Engineering Technology</b>						
Western Technical College	49	62	44	38	44	46
Fox Valley Technical College	12	35	19	14	1	

Sum of Total in Numerator	Column Labels					
Row Labels	2010	2011	2012	2013	2014	2015
<b>F200 Second Year Retention</b>						
<b>10-663-4 Electronics Technology</b>						
Waukesha County Technical College						23
<b>10-663-2 Electronic &amp; Computer Engineering Technology</b>						
Western Technical College	32	30	19	18	26	31
Fox Valley Technical College	3	17	8	7	1	

# 10-663-2 Electronic & Computer Engineering Technology

## F600 Third Year Graduation

**Data Definition:** Percent of First Time Program-declared Student graduating from the program within three years.



Cohort Start Term: Fall 2008    Fall 2009    Fall 2010    Fall 2011    Fall 2012  
 Report Year:        2011        2012        2013        2014        2015

Sum of % Meeting Definition	Column Labels					
Row Labels	2011	2012	2013	2014	2015	College Avg
<b>F600 Third Year Graduation</b>						
<b>10-663-2 Electronic &amp; Computer Engineering Technology</b>						
Western Technical College	20.4%	17.7%	20.5%	28.9%	25.0%	21.9%
Fox Valley Technical College	8.3%	22.9%	21.1%	28.6%	0.0%	21.0%
<b>College Avg</b>	<b>18.0%</b>	<b>19.6%</b>	<b>20.6%</b>	<b>28.8%</b>	<b>24.4%</b>	<b>21.7%</b>

Sum of Total in Denominator	Column Labels				
Row Labels	2011	2012	2013	2014	2015
<b>F600 Third Year Graduation</b>					
<b>10-663-2 Electronic &amp; Computer Engineering Technology</b>					
Western Technical College	49	62	44	38	44
Fox Valley Technical College	12	35	19	14	1

Sum of Total in Numerator	Column Labels				
Row Labels	2011	2012	2013	2014	2015
<b>F600 Third Year Graduation</b>					
<b>10-663-2 Electronic &amp; Computer Engineering Technology</b>					
Western Technical College	10	11	9	11	11
Fox Valley Technical College	1	8	4	4	0