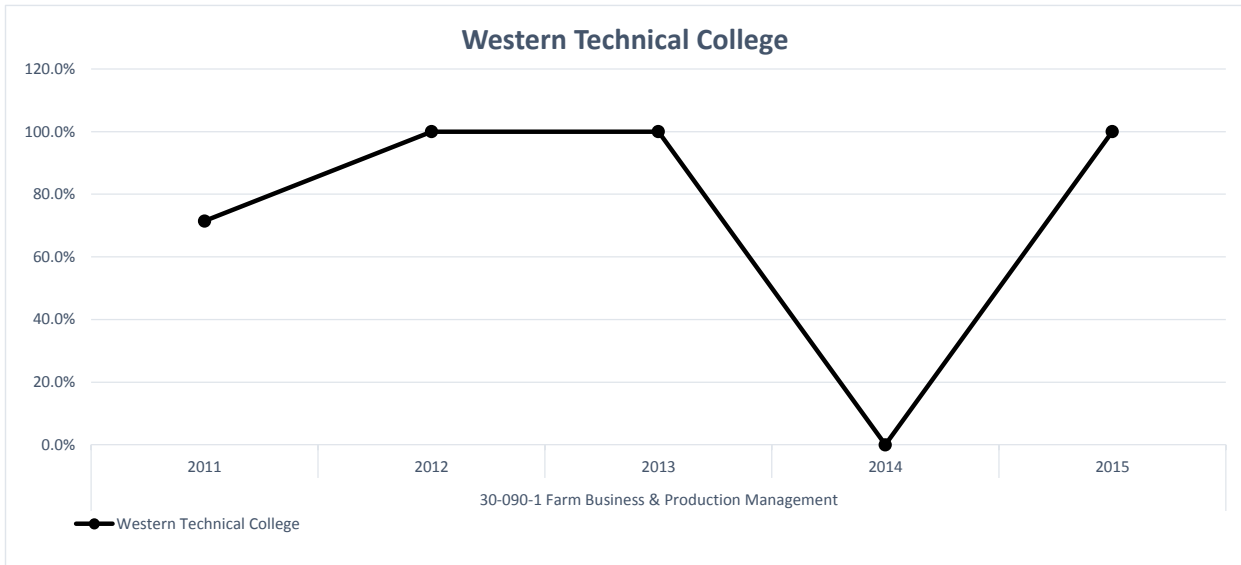


30-090-1 Farm Business & Production Management

C200 Course Completion

Data Definition: Percentage of students declared in a program who successfully completed at least 80% of the courses they took with a C or better.



Sum of % Meeting Definition	Column Labels					
Row Labels	2011	2012	2013	2014	2015	College Avg
30-090-1 Farm Business & Production Management						
C200 Course Completion						
Chippewa Valley Technical College	98.7%	96.3%	98.2%	99.3%	97.2%	97.9%
Western Technical College	71.4%	100.0%	100.0%	0.0%	100.0%	82.4%
Northeast Wisconsin Technical College	100.0%	99.3%	98.4%	98.2%	99.4%	99.1%
Lakeshore Technical College	0.0%	100.0%	100.0%	100.0%	100.0%	72.7%
College Avg	97.8%	97.8%	98.3%	98.4%	98.4%	98.1%

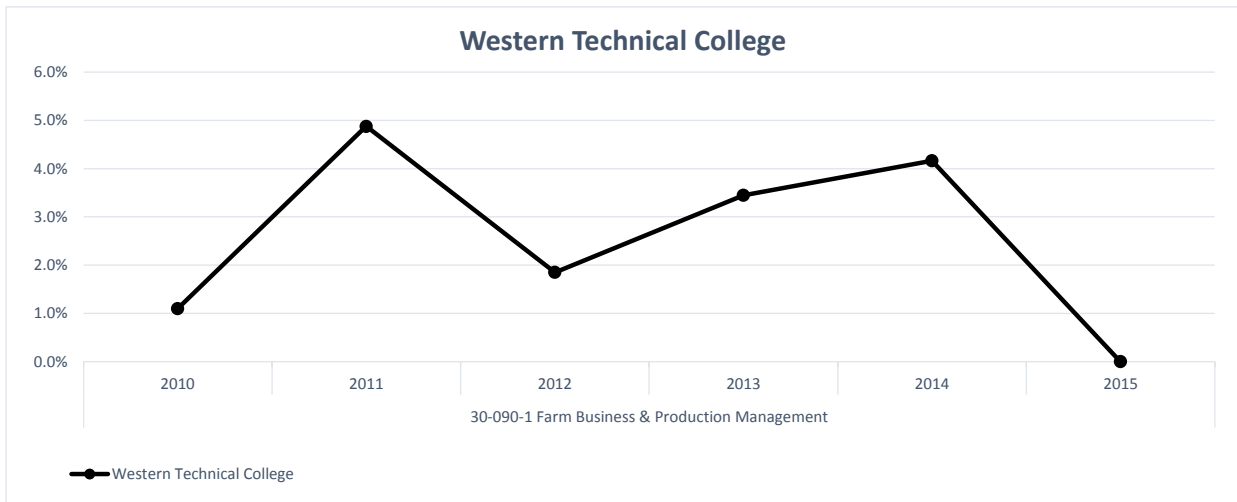
Sum of Total in Denominator	Column Labels				
Row Labels	2011	2012	2013	2014	2015
30-090-1 Farm Business & Production Management					
C200 Course Completion					
Chippewa Valley Technical College	154	161	163	138	142
Western Technical College	7	4	4	1	1
Northeast Wisconsin Technical College	158	151	127	166	174
Lakeshore Technical College	3	1	3	3	1

Sum of Total in Numerator	Column Labels				
Row Labels	2011	2012	2013	2014	2015
30-090-1 Farm Business & Production Management					
C200 Course Completion					
Chippewa Valley Technical College	152	155	160	137	138
Western Technical College	5	4	4	0	1
Northeast Wisconsin Technical College	158	150	125	163	173
Lakeshore Technical College	0	1	3	3	1

30-090-1 Farm Business & Production Management

F251 Fall to Spring Retention

still enrolled or graduated from the program the second semester.



Cohort Start Term: Fall 2009 Fall 2010 Fall 2011 Fall 2012 Fall 2013 Fall 2014
 Report Year: 2010 2011 2012 2013 2014 2015

Sum of % Meeting Definition	Column Labels						
Row Labels	2010	2011	2012	2013	2014	2015	College Avg
30-090-1 Farm Business & Production Management							
F251 Fall to Spring Retention							
Chippewa Valley Technical College	0.0%	1.7%	0.0%	0.0%	100.0%	0.0%	1.6%
Western Technical College	1.1%	4.9%	1.9%	3.4%	4.2%	0.0%	2.6%
Northeast Wisconsin Technical College	50.0%		50.0%	50.0%	75.0%	66.7%	57.1%
Lakeshore Technical College	0.0%	3.4%	4.8%	8.3%	10.0%	3.6%	4.2%
College Avg	2.7%	3.6%	2.7%	4.9%	16.0%	5.0%	4.4%

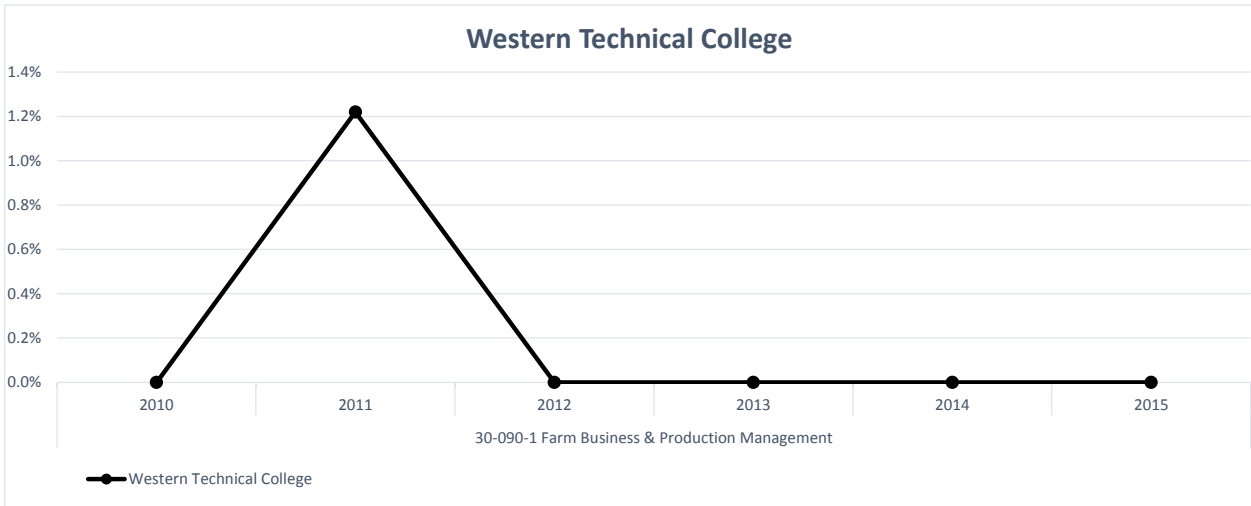
Sum of Total in Denominator	Column Labels					
Row Labels	2010	2011	2012	2013	2014	2015
30-090-1 Farm Business & Production Management						
F251 Fall to Spring Retention						
Chippewa Valley Technical College	44	58	33	46	2	1
Western Technical College	91	82	54	29	24	28
Northeast Wisconsin Technical College	8		2	4	4	3
Lakeshore Technical College	45	29	21	24	20	28

Sum of Total in Numerator	Column Labels					
Row Labels	2010	2011	2012	2013	2014	2015
30-090-1 Farm Business & Production Management						
F251 Fall to Spring Retention						
Chippewa Valley Technical College	0	1	0	0	2	0
Western Technical College	1	4	1	1	1	0
Northeast Wisconsin Technical College	4		1	2	3	2
Lakeshore Technical College	0	1	1	2	2	1

30-090-1 Farm Business & Production Management

F651 One Year Graduation

Data Definition: Percent of First Time Program Student graduating from the program in one year.



Cohort Start Term: Fall 2009 Fall 2010 Fall 2011 Fall 2012 Fall 2013 Fall 2014
 Report Year: 2010 2011 2012 2013 2014 2015

Sum of % Meeting Definition	Column Labels						
Row Labels	2010	2011	2012	2013	2014	2015	College Avg
30-090-1 Farm Business & Production Management							
F651 One Year Graduation							
Chippewa Valley Technical College	0.0%	0.0%	0.0%	0.0%	0.0%	0.0%	0.0%
Western Technical College	0.0%	1.2%	0.0%	0.0%	0.0%	0.0%	0.3%
Northeast Wisconsin Technical College	0.0%	0.0%	0.0%	0.0%	1.4%	1.8%	0.7%
Lakeshore Technical College	0.0%	0.0%	0.0%	8.3%	0.0%	0.0%	1.2%
College Avg	0.0%	0.5%	0.0%	1.5%	0.6%	0.6%	0.5%

Sum of Total in Denominator	Column Labels					
Row Labels	2010	2011	2012	2013	2014	2015
30-090-1 Farm Business & Production Management						
F651 One Year Graduation						
Chippewa Valley Technical College	43	58	33	46	44	49
Western Technical College	91	82	54	29	24	28
Northeast Wisconsin Technical College	47	48	37	38	73	57
Lakeshore Technical College	43	29	21	24	20	28

Sum of Total in Numerator	Column Labels					
Row Labels	2010	2011	2012	2013	2014	2015
30-090-1 Farm Business & Production Management						
F651 One Year Graduation						
Chippewa Valley Technical College	0	0	0	0	0	0
Western Technical College	0	1	0	0	0	0
Northeast Wisconsin Technical College	0	0	0	0	1	1
Lakeshore Technical College	0	0	0	2	0	0