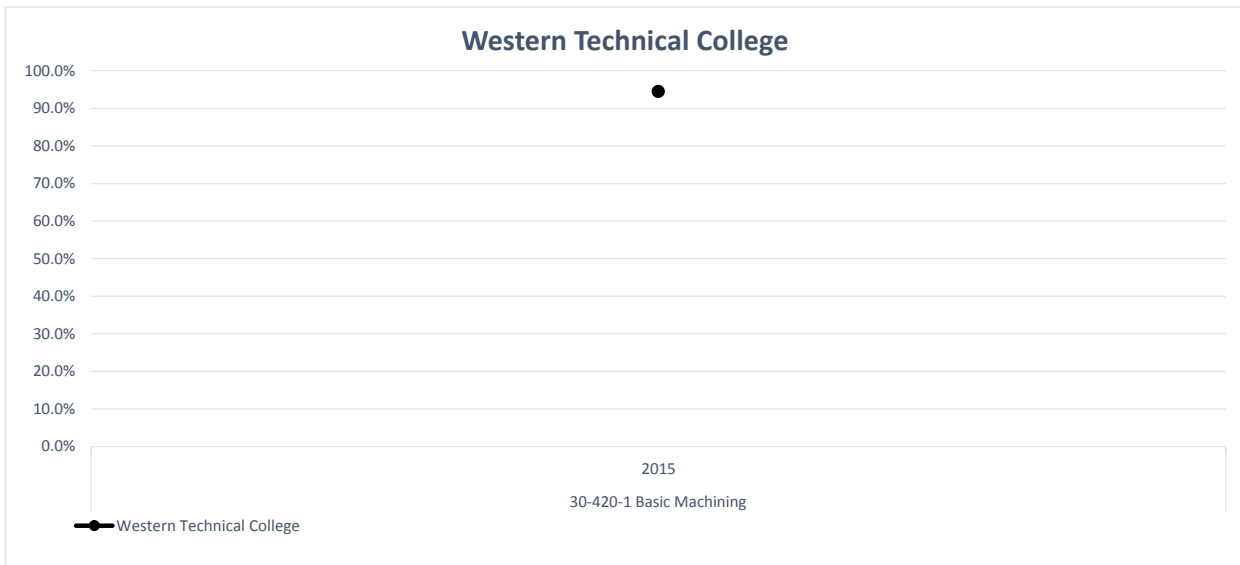


30-420-1 Basic Machining

C200 Course Completion

Data Definition: Percentage of students declared in a program who successfully completed at least 80% of the courses they took with a C or better.



Sum of % Meeting Definition	Column Labels	
Row Labels	2015	College Avg
30-420-1 Basic Machining		
C200 Course Completion		
Western Technical College	94.4%	94.4%
Northcentral Technical College	76.6%	76.6%
College Avg	81.5%	81.5%

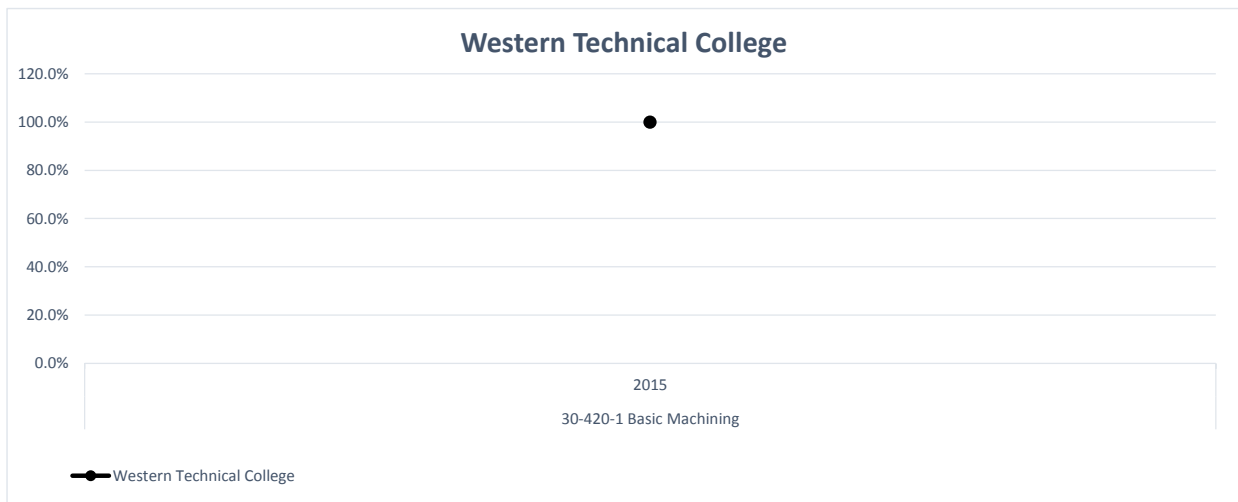
Sum of Total in Denominator	Column Labels
Row Labels	2015
30-420-1 Basic Machining	
C200 Course Completion	
Western Technical College	18
Northcentral Technical College	47

Sum of Total in Numerator	Column Labels
Row Labels	2015
30-420-1 Basic Machining	
C200 Course Completion	
Western Technical College	17
Northcentral Technical College	36

30-420-1 Basic Machining

F251 Fall to Spring Retention

still enrolled or graduated from the program the second semester.



Cohort Start Term: Fall 2009 Fall 2010 Fall 2011 Fall 2012 Fall 2013 Fall 2014
 Report Year: 2010 2011 2012 2013 2014 2015

Sum of % Meeting Definition Row Labels	Column Labels	
	2015	College Avg
30-420-1 Basic Machining		
F251 Fall to Spring Retention		
Western Technical College	100.0%	100.0%
Northcentral Technical College	97.7%	97.7%
College Avg	98.4%	98.4%

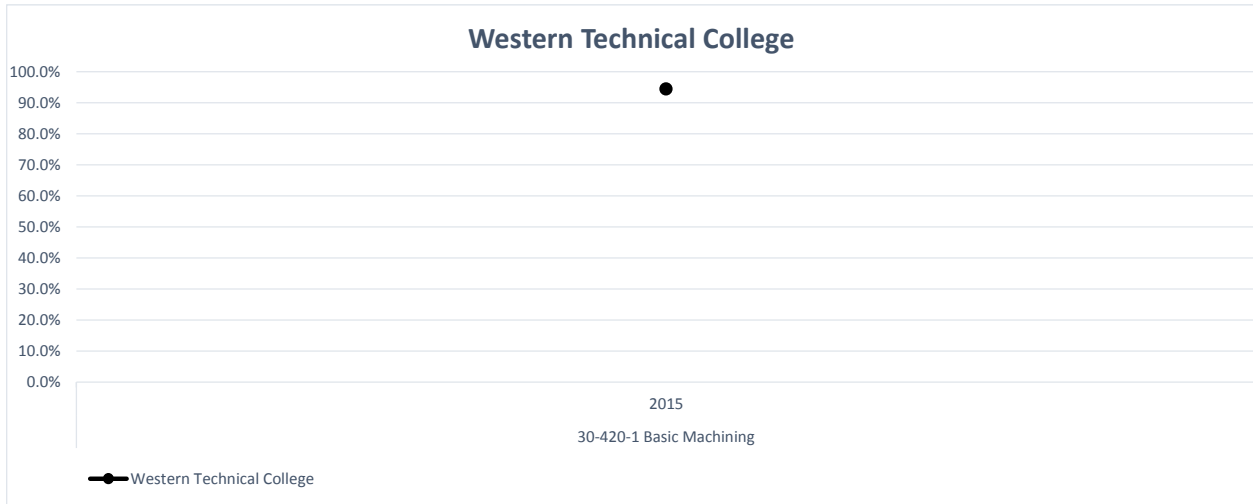
Sum of Total in Denominator Row Labels	Column Labels
	2015
30-420-1 Basic Machining	
F251 Fall to Spring Retention	
Western Technical College	18
Northcentral Technical College	43

Sum of Total in Numerator Row Labels	Column Labels
	2015
30-420-1 Basic Machining	
F251 Fall to Spring Retention	
Western Technical College	18
Northcentral Technical College	42

30-420-1 Basic Machining

F651 One Year Graduation

Data Definition: Percent of First Time Program Student graduating from the program in one year.



Cohort Start Term: Fall 2009 Fall 2010 Fall 2011 Fall 2012 Fall 2013 Fall 2014
Report Year: 2010 2011 2012 2013 2014 2015

Sum of % Meeting Definition Row Labels	Column Labels	
	2015	College Avg
30-420-1 Basic Machining		
F651 One Year Graduation		
Western Technical College	94.4%	94.4%
Northcentral Technical College	97.9%	97.9%
College Avg	96.9%	96.9%

Sum of Total in Denominator Row Labels	Column Labels
	2015
30-420-1 Basic Machining	
F651 One Year Graduation	
Western Technical College	18
Northcentral Technical College	47

Sum of Total in Numerator Row Labels	Column Labels
	2015
30-420-1 Basic Machining	
F651 One Year Graduation	
Western Technical College	17
Northcentral Technical College	46