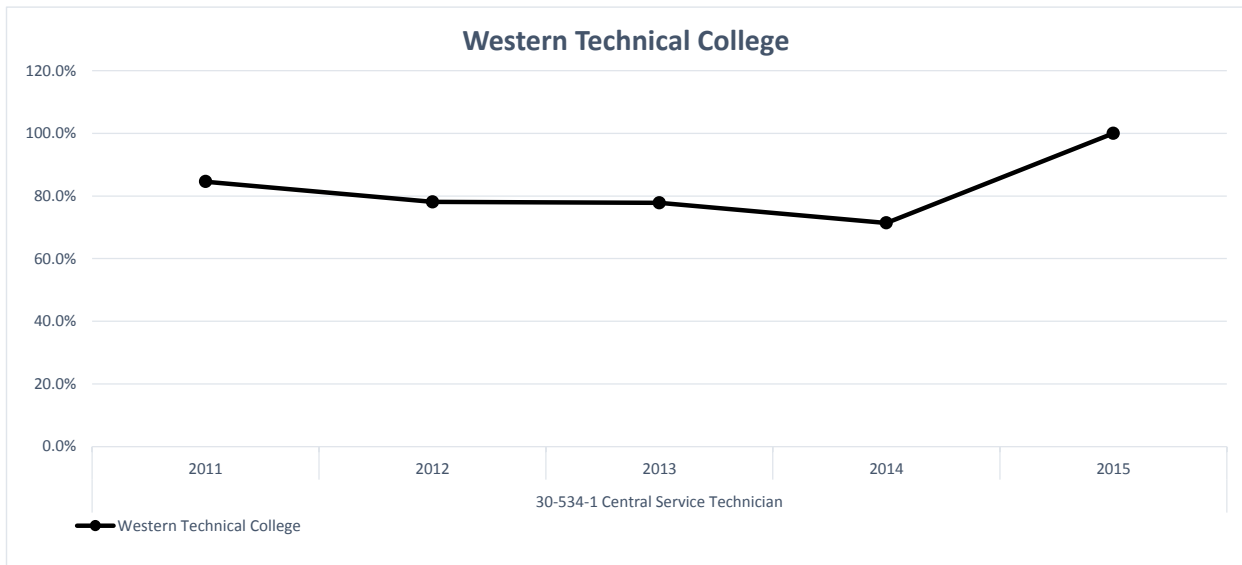


30-534-1 Central Service Technician

C200 Course Completion

Data Definition: Percentage of students declared in a program who successfully completed at least 80% of the courses they took with a C or better.



Sum of % Meeting Definition	Column Labels					
Row Labels	2011	2012	2013	2014	2015	College Avg
30-534-1 Central Service Technician						
C200 Course Completion						
Chippewa Valley Technical College	64.3%	100.0%	78.6%	84.6%	90.0%	81.4%
Western Technical College	84.6%	78.1%	77.8%	71.4%	100.0%	80.8%
College Avg	77.5%	82.5%	78.1%	77.8%	94.7%	81.0%

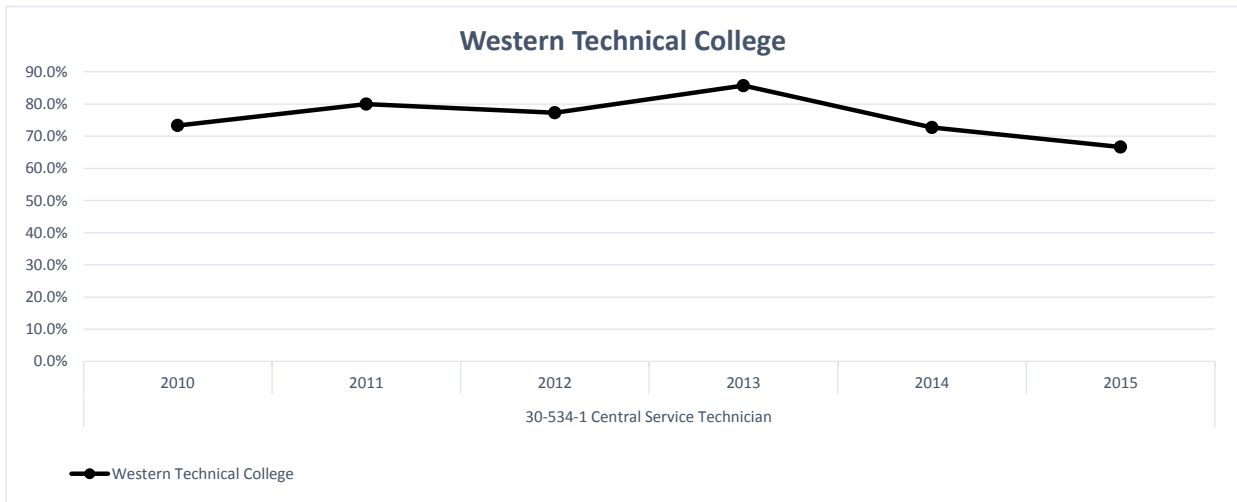
Sum of Total in Denominator	Column Labels				
Row Labels	2011	2012	2013	2014	2015
30-534-1 Central Service Technician					
C200 Course Completion					
Chippewa Valley Technical College	14	8	14	13	10
Western Technical College	26	32	18	14	9

Sum of Total in Numerator	Column Labels				
Row Labels	2011	2012	2013	2014	2015
30-534-1 Central Service Technician					
C200 Course Completion					
Chippewa Valley Technical College	9	8	11	11	9
Western Technical College	22	25	14	10	9

30-534-1 Central Service Technician

F251 Fall to Spring Retention

still enrolled or graduated from the program the second semester.



Cohort Start Term: Fall 2009 Fall 2010 Fall 2011 Fall 2012 Fall 2013 Fall 2014
 Report Year: 2010 2011 2012 2013 2014 2015

Sum of % Meeting Definition	Column Labels						
Row Labels	2010	2011	2012	2013	2014	2015	College Avg
30-534-1 Central Service Technician							
F251 Fall to Spring Retention							
Chippewa Valley Technical College	100.0%	80.0%	83.3%	100.0%	100.0%	75.0%	92.3%
Western Technical College	73.3%	80.0%	77.3%	85.7%	72.7%	66.7%	76.1%
College Avg	82.6%	80.0%	78.6%	94.1%	82.4%	70.0%	81.8%

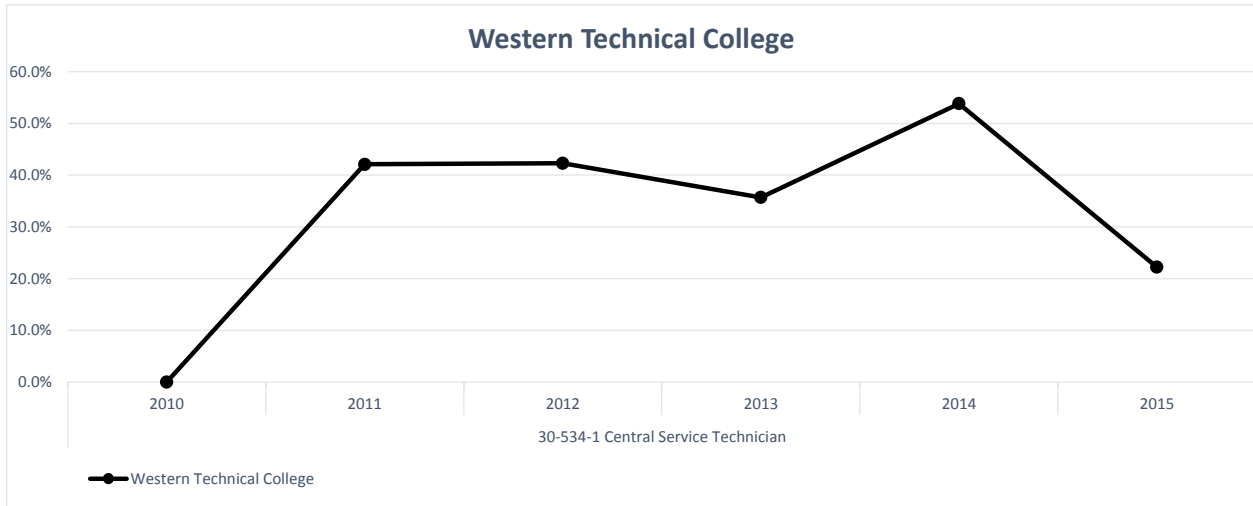
Sum of Total in Denominator	Column Labels					
Row Labels	2010	2011	2012	2013	2014	2015
30-534-1 Central Service Technician						
F251 Fall to Spring Retention						
Chippewa Valley Technical College	8	5	6	10	6	4
Western Technical College	15	10	22	7	11	6

Sum of Total in Numerator	Column Labels					
Row Labels	2010	2011	2012	2013	2014	2015
30-534-1 Central Service Technician						
F251 Fall to Spring Retention						
Chippewa Valley Technical College	8	4	5	10	6	3
Western Technical College	11	8	17	6	8	4

30-534-1 Central Service Technician

F651 One Year Graduation

Data Definition: Percent of First Time Program Student graduating from the program in one year.



Cohort Start Term: Fall 2009 Fall 2010 Fall 2011 Fall 2012 Fall 2013 Fall 2014
 Report Year: 2010 2011 2012 2013 2014 2015

Sum of % Meeting Definition	Column Labels						
Row Labels	2010	2011	2012	2013	2014	2015	College Avg
30-534-1 Central Service Technician							
F651 One Year Graduation							
Chippewa Valley Technical College	71.4%	50.0%	0.0%	0.0%	0.0%	0.0%	26.2%
Western Technical College	0.0%	42.1%	42.3%	35.7%	53.8%	22.2%	33.7%
College Avg	32.3%	45.5%	33.3%	19.2%	29.2%	12.5%	30.7%

Sum of Total in Denominator	Column Labels						
Row Labels	2010	2011	2012	2013	2014	2015	
30-534-1 Central Service Technician							
F651 One Year Graduation							
Chippewa Valley Technical College	14	14	7	12	11	7	
Western Technical College	17	19	26	14	13	9	

Sum of Total in Numerator	Column Labels						
Row Labels	2010	2011	2012	2013	2014	2015	
30-534-1 Central Service Technician							
F651 One Year Graduation							
Chippewa Valley Technical College	10	7	0	0	0	0	
Western Technical College	0	8	11	5	7	2	