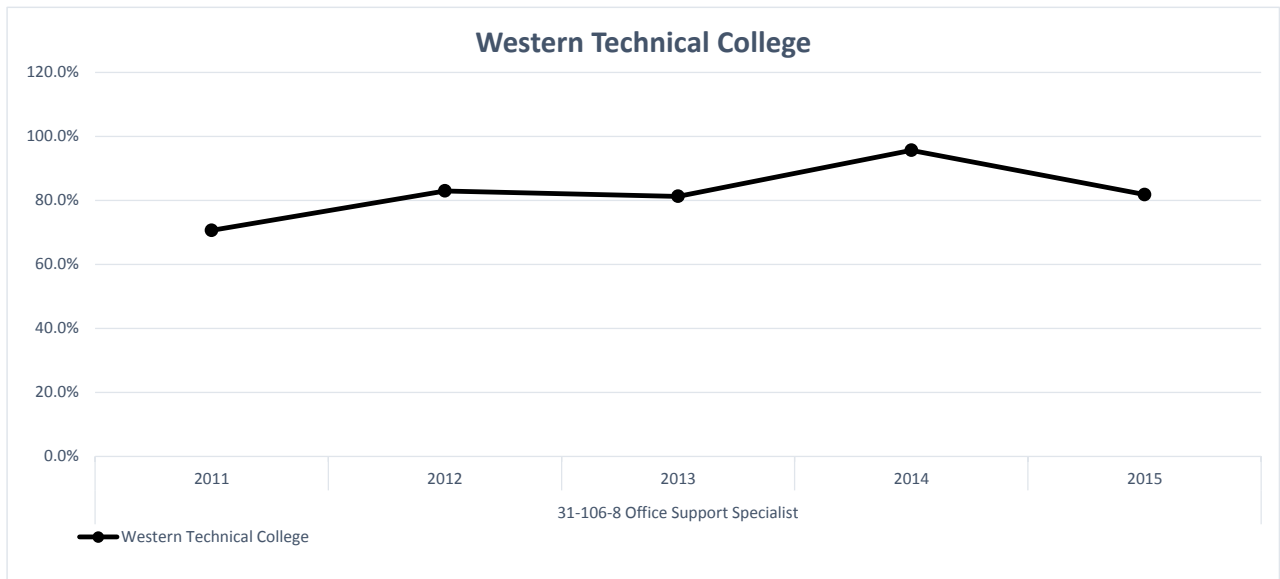


31-106-8 Office Support Specialist

C200 Course Completion

Data Definition: Percentage of students declared in a program who successfully completed at least 80% of the courses they took with a C or better.



Sum of % Meeting Definition	Column Labels					
Row Labels	2011	2012	2013	2014	2015	College Avg
31-106-8 Office Support Specialist						
C200 Course Completion						
Western Technical College	70.6%	82.9%	81.3%	95.7%	81.8%	81.6%
College Avg	70.6%	82.9%	81.3%	95.7%	81.8%	81.6%

Sum of Total in Denominator	Column Labels				
Row Labels	2011	2012	2013	2014	2015
31-106-8 Office Support Specialist					
C200 Course Completion					
Western Technical College	34	41	32	23	33

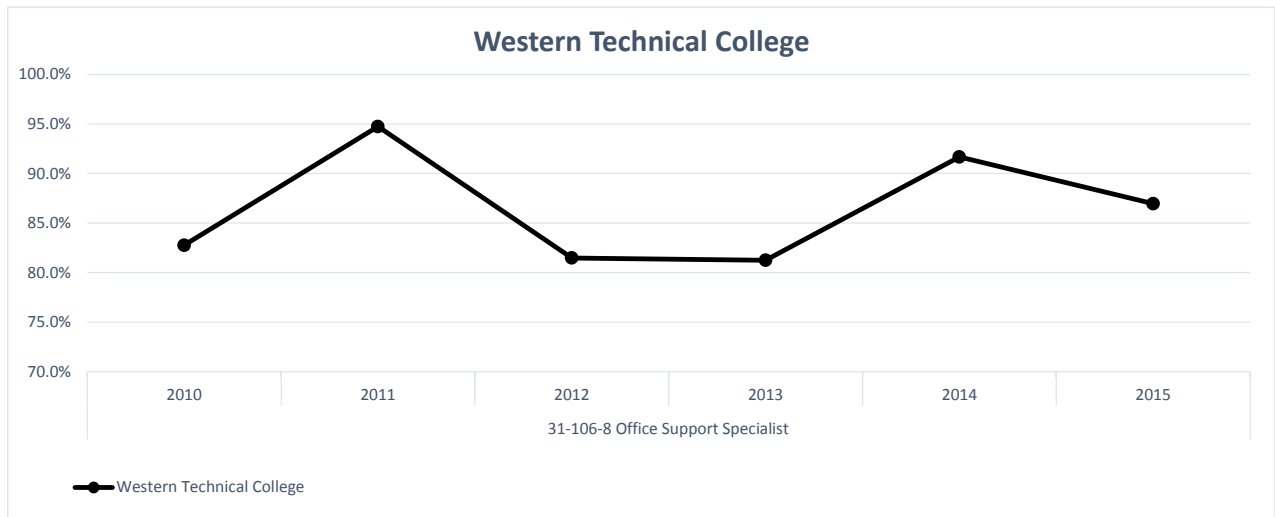
Sum of Total in Numerator	Column Labels				
Row Labels	2011	2012	2013	2014	2015
31-106-8 Office Support Specialist					
C200 Course Completion					
Western Technical College	24	34	26	22	27

31-106-8 Office Support Specialist

31-106-8 Office Support Specialist

F251 Fall to Spring Retention

enrolled or graduated from the program the second semester.



Cohort Start Term: Fall 2009 Fall 2010 Fall 2011 Fall 2012 Fall 2013 Fall 2014
 Report Year: 2010 2011 2012 2013 2014 2015

Sum of % Meeting Definition	Column Labels						
Row Labels	2010	2011	2012	2013	2014	2015	College Avg
31-106-8 Office Support Specialist							
F251 Fall to Spring Retention							
Western Technical College	82.8%	94.7%	81.5%	81.3%	91.7%	87.0%	85.7%
College Avg	82.8%	94.7%	81.5%	81.3%	91.7%	87.0%	85.7%

Sum of Total in Denominator	Column Labels						
Row Labels	2010	2011	2012	2013	2014	2015	
31-106-8 Office Support Specialist							
F251 Fall to Spring Retention							
Western Technical College	29	19	27	16	12	23	

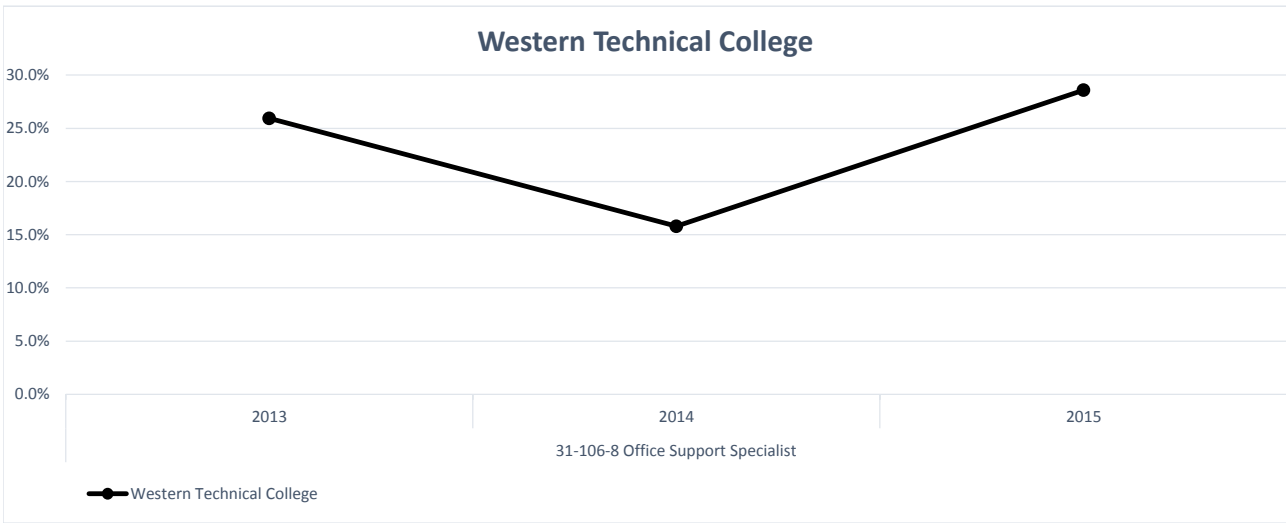
Sum of Total in Numerator	Column Labels						
Row Labels	2010	2011	2012	2013	2014	2015	
31-106-8 Office Support Specialist							
F251 Fall to Spring Retention							
Western Technical College	24	18	22	13	11	20	

31-106-8 Office Support Specialist

31-106-8 Office Support Specialist

F851 Second Year Graduation

Data Definition: Percent of First Time Program Student graduating from the program in two years.



Cohort Start Term: Fall 2009 Fall 2010 Fall 2011 Fall 2012 Fall 2013
Report Year: 2011 2012 2013 2014 2015

Sum of % Meeting Definition	Column Labels			
Row Labels	2013	2014	2015	College Avg
31-106-8 Office Support Specialist				
F851 Second Year Graduation				
Western Technical College	25.9%	15.8%	28.6%	23.3%
College Avg	25.9%	15.8%	28.6%	23.3%

Sum of Total in Denominator	Column Labels		
Row Labels	2013	2014	2015
31-106-8 Office Support Specialist			
F851 Second Year Graduation			
Western Technical College	27	19	14

Sum of Total in Numerator	Column Labels		
Row Labels	2013	2014	2015
31-106-8 Office Support Specialist			
F851 Second Year Graduation			
Western Technical College	7	3	4