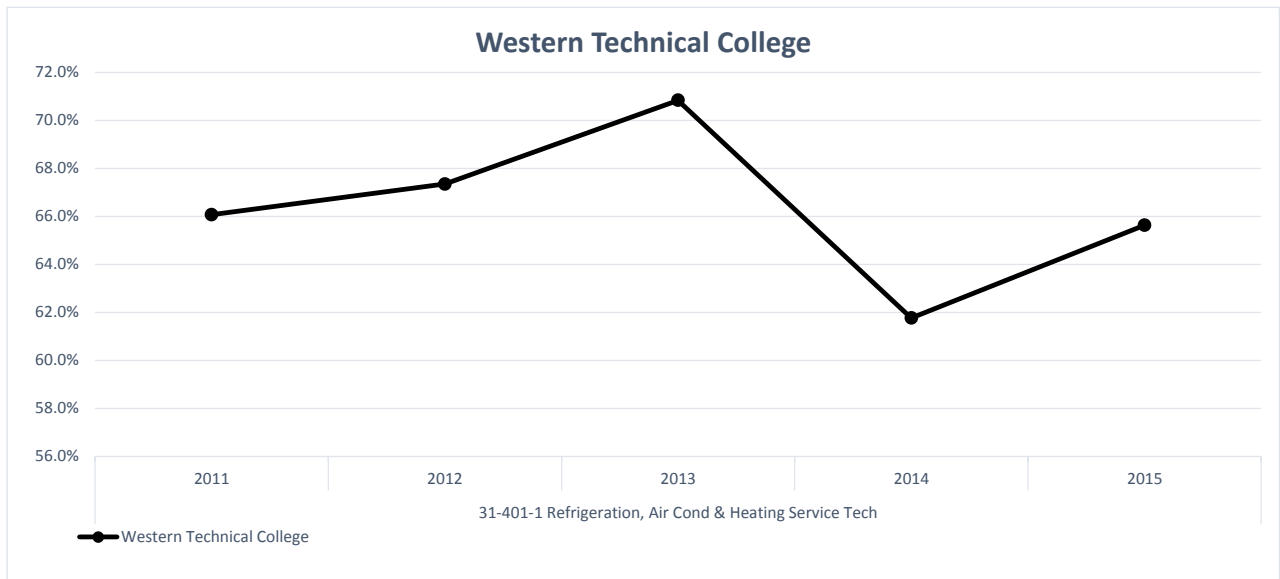


31-401-1 Refrigeration, Air Cond & Heating Service Tech

C200 Course Completion

Data Definition: Percentage of students declared in a program who successfully completed at least 80% of the courses they took with a C or better.



Sum of % Meeting Definition	Column Labels					
Row Labels	2011	2012	2013	2014	2015	College Avg
31-401-1 Refrigeration, Air Cond & Heating Service Tech						
C200 Course Completion						
Chippewa Valley Technical College	65.4%	85.7%	72.7%	72.7%	68.4%	73.5%
Western Technical College	66.1%	67.3%	70.8%	61.8%	65.6%	66.7%
Northcentral Technical College		88.9%	86.5%	84.8%	76.5%	84.8%
Moraine Park Technical College	100.0%	100.0%	100.0%	100.0%		100.0%
College Avg	70.5%	79.0%	79.0%	76.7%	69.1%	75.5%

Sum of Total in Denominator	Column Labels				
Row Labels	2011	2012	2013	2014	2015
31-401-1 Refrigeration, Air Cond & Heating Service Tech					
C200 Course Completion					
Chippewa Valley Technical College	26	28	22	22	19
Western Technical College	56	49	48	34	32
Northcentral Technical College		18	37	33	17
Moraine Park Technical College	13	10	12	14	

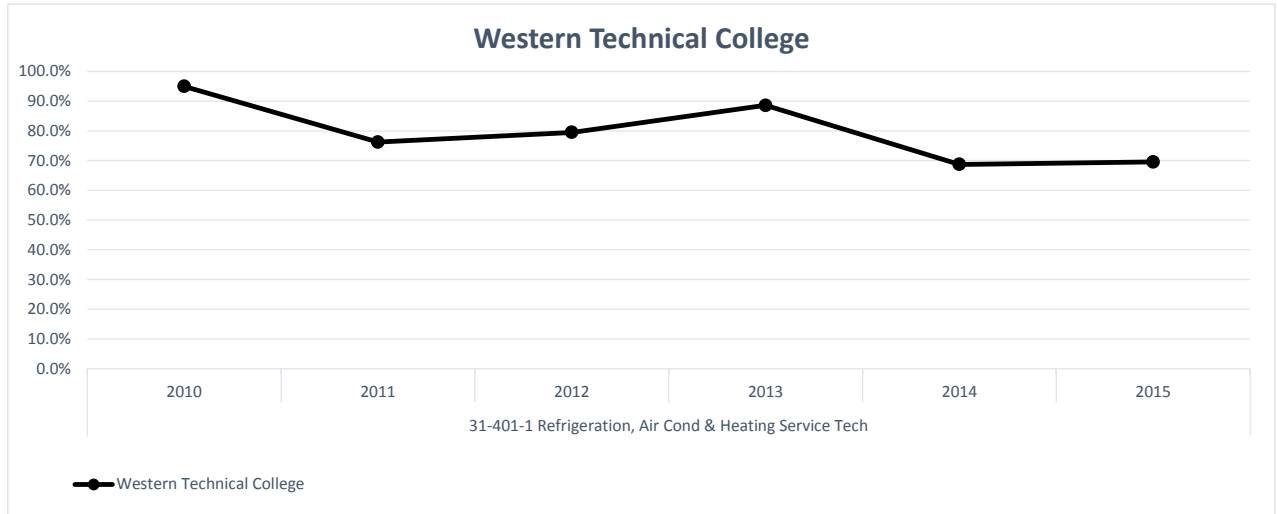
Sum of Total in Numerator	Column Labels				
Row Labels	2011	2012	2013	2014	2015
31-401-1 Refrigeration, Air Cond & Heating Service Tech					
C200 Course Completion					
Chippewa Valley Technical College	17	24	16	16	13
Western Technical College	37	33	34	21	21
Northcentral Technical College		16	32	28	13
Moraine Park Technical College	13	10	12	14	

31-401-1 Refrigeration, Air Cond & Heating Service Tech

31-401-1 Refrigeration, Air Cond & Heating Service Tech

F251 Fall to Spring Retention

enrolled or graduated from the program the second semester.



Cohort Start Term: Fall 2009 Fall 2010 Fall 2011 Fall 2012 Fall 2013 Fall 2014
 Report Year: 2010 2011 2012 2013 2014 2015

Sum of % Meeting Definition	Column Labels						
Row Labels	2010	2011	2012	2013	2014	2015	College Avg
31-401-1 Refrigeration, Air Cond & Heating Service Tech							
F251 Fall to Spring Retention							
Chippewa Valley Technical College	90.9%	82.6%	100.0%	85.0%	84.2%	80.0%	87.9%
Western Technical College	95.0%	76.2%	79.5%	88.6%	68.8%	69.6%	80.6%
Northcentral Technical College			84.6%	100.0%	88.0%	50.0%	85.5%
Moraine Park Technical College	76.9%	50.0%	100.0%	100.0%	100.0%		84.4%
College Avg	90.7%	76.8%	87.2%	91.5%	81.0%	68.8%	83.7%

Sum of Total in Denominator	Column Labels					
Row Labels	2010	2011	2012	2013	2014	2015
31-401-1 Refrigeration, Air Cond & Heating Service Tech						
F251 Fall to Spring Retention						
Chippewa Valley Technical College	22	23	25	20	19	15
Western Technical College	40	42	39	35	32	23
Northcentral Technical College			13	21	25	10
Moraine Park Technical College	13	4	1	6	8	

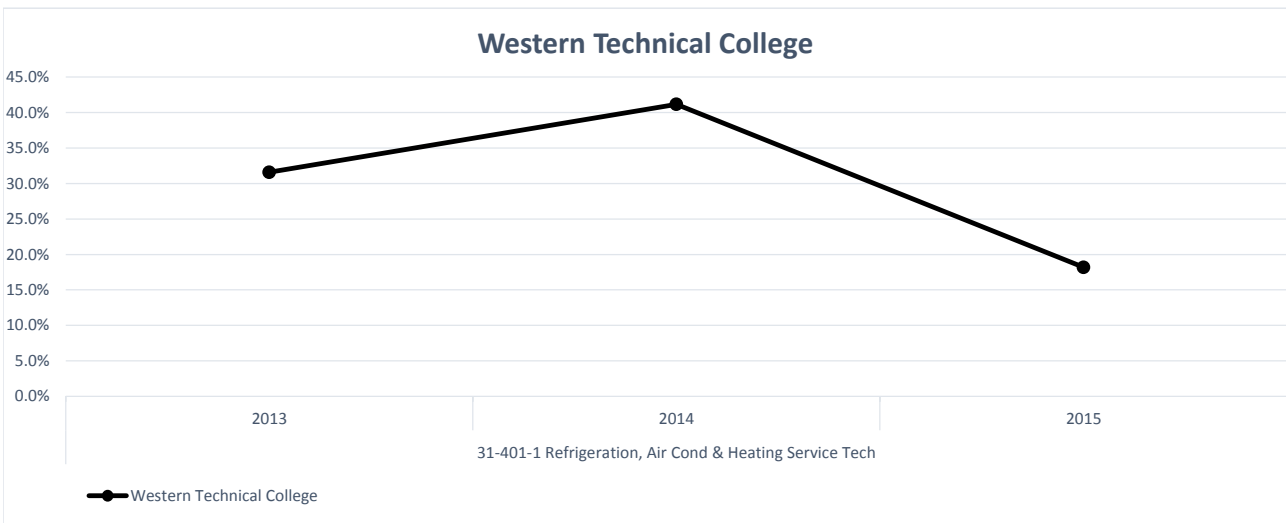
Sum of Total in Numerator	Column Labels					
Row Labels	2010	2011	2012	2013	2014	2015
31-401-1 Refrigeration, Air Cond & Heating Service Tech						
F251 Fall to Spring Retention						
Chippewa Valley Technical College	20	19	25	17	16	12
Western Technical College	38	32	31	31	22	16
Northcentral Technical College			11	21	22	5
Moraine Park Technical College	10	2	1	6	8	

31-401-1 Refrigeration, Air Cond & Heating Service Tech

31-401-1 Refrigeration, Air Cond & Heating Service Tech

F851 Second Year Graduation

Data Definition: Percent of First Time Program Student graduating from the program in two years.



Cohort Start Term: Fall 2009 Fall 2010 Fall 2011 Fall 2012 Fall 2013
Report Year: 2011 2012 2013 2014 2015

Sum of % Meeting Definition	Column Labels			
Row Labels	2013	2014	2015	College Avg
31-401-1 Refrigeration, Air Cond & Heating Service Tech				
F851 Second Year Graduation				
Chippewa Valley Technical College	64.0%	70.0%	63.2%	65.6%
Western Technical College	31.6%	41.2%	18.2%	30.5%
Northcentral Technical College	61.9%	76.0%	70.0%	69.7%
Moraine Park Technical College	75.0%	100.0%	100.0%	96.4%
College Avg	50.0%	64.4%	52.9%	55.9%

Sum of Total in Denominator	Column Labels		
Row Labels	2013	2014	2015
31-401-1 Refrigeration, Air Cond & Heating Service Tech			
F851 Second Year Graduation			
Chippewa Valley Technical College	25	20	19
Western Technical College	38	34	33
Northcentral Technical College	21	25	20
Moraine Park Technical College	4	11	13

Sum of Total in Numerator	Column Labels		
Row Labels	2013	2014	2015
31-401-1 Refrigeration, Air Cond & Heating Service Tech			
F851 Second Year Graduation			
Chippewa Valley Technical College	16	14	12
Western Technical College	12	14	6
Northcentral Technical College	13	19	14
Moraine Park Technical College	3	11	13