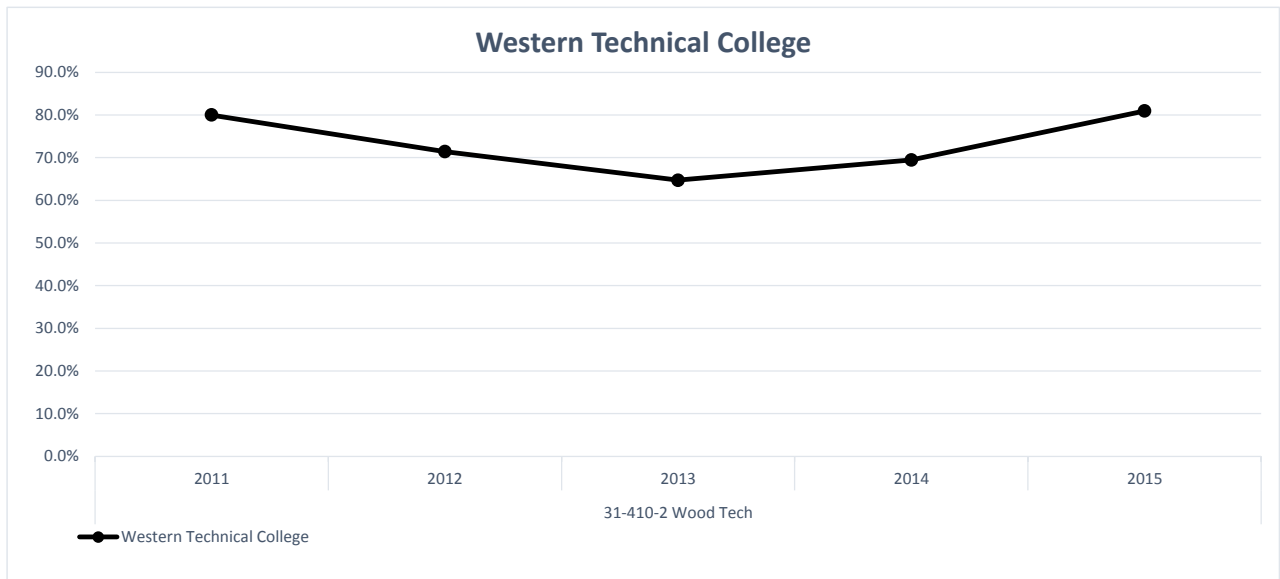


# 31-410-2 Wood Tech

## C200 Course Completion

**Data Definition: Percentage of students declared in a program who successfully completed at least 80% of the courses they took with a C or better.**



Sum of % Meeting Definition	Column Labels					
Row Labels	2011	2012	2013	2014	2015	College Avg
<b>31-410-2 Wood Tech</b>						
<b>C200 Course Completion</b>						
Chippewa Valley Technical College	67.7%					67.7%
Western Technical College	80.0%	71.4%	64.7%	69.4%	81.0%	74.1%
Northeast Wisconsin Technical College	79.2%	63.2%	65.5%	100.0%	100.0%	74.1%
<b>College Avg</b>	<b>76.4%</b>	<b>69.1%</b>	<b>65.1%</b>	<b>76.1%</b>	<b>82.2%</b>	<b>73.5%</b>

Sum of Total in Denominator	Column Labels				
Row Labels	2011	2012	2013	2014	2015
<b>31-410-2 Wood Tech</b>					
<b>C200 Course Completion</b>					
Chippewa Valley Technical College	31				
Western Technical College	55	49	34	36	42
Northeast Wisconsin Technical College	24	19	29	10	3

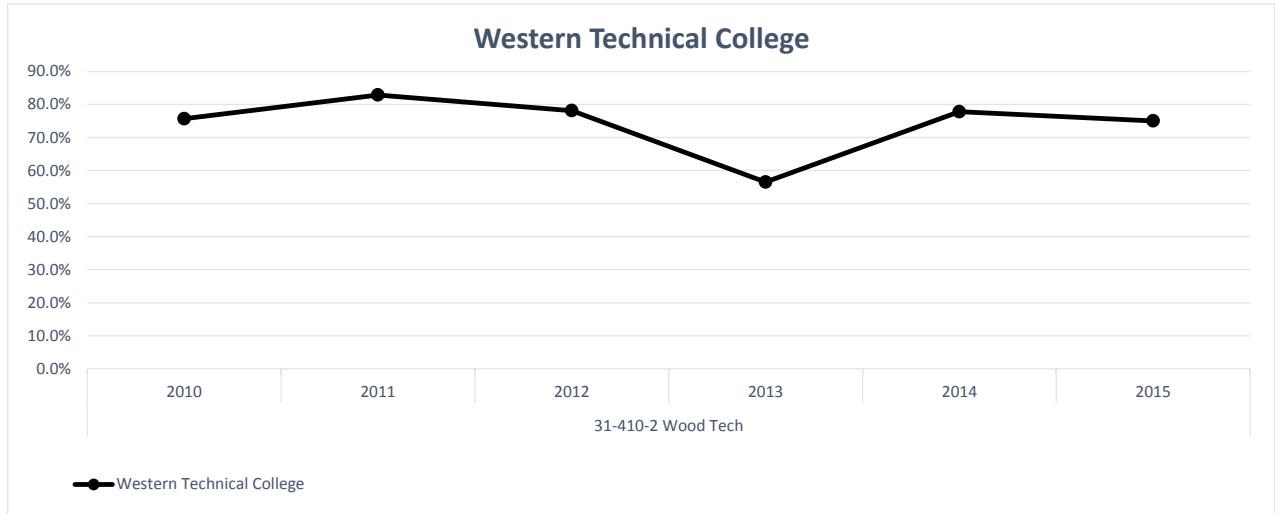
Sum of Total in Numerator	Column Labels				
Row Labels	2011	2012	2013	2014	2015
<b>31-410-2 Wood Tech</b>					
<b>C200 Course Completion</b>					
Chippewa Valley Technical College	21				
Western Technical College	44	35	22	25	34
Northeast Wisconsin Technical College	19	12	19	10	3

## 31-410-2 Wood Tech

# 31-410-2 Wood Tech

## F251 Fall to Spring Retention

*enrolled or graduated from the program the second semester.*



Cohort Start Term: Fall 2009    Fall 2010    Fall 2011    Fall 2012    Fall 2013    Fall 2014  
 Report Year: 2010    2011    2012    2013    2014    2015

Sum of % Meeting Definition	Column Labels						
Row Labels	2010	2011	2012	2013	2014	2015	College Avg
<b>31-410-2 Wood Tech</b>							
<b>F251 Fall to Spring Retention</b>							
Chippewa Valley Technical College	88.6%	89.7%					89.1%
Western Technical College	75.7%	82.9%	78.1%	56.5%	77.8%	75.0%	75.3%
Northeast Wisconsin Technical College	81.0%	85.7%	85.7%	82.4%	100.0%	100.0%	85.5%
<b>College Avg</b>	<b>81.7%</b>	<b>85.9%</b>	<b>80.4%</b>	<b>67.5%</b>	<b>82.4%</b>	<b>77.4%</b>	<b>80.4%</b>

Sum of Total in Denominator	Column Labels						
Row Labels	2010	2011	2012	2013	2014	2015	
<b>31-410-2 Wood Tech</b>							
<b>F251 Fall to Spring Retention</b>							
Chippewa Valley Technical College	35	29					
Western Technical College	37	35	32	23	27	28	
Northeast Wisconsin Technical College	21	14	14	17	7	3	

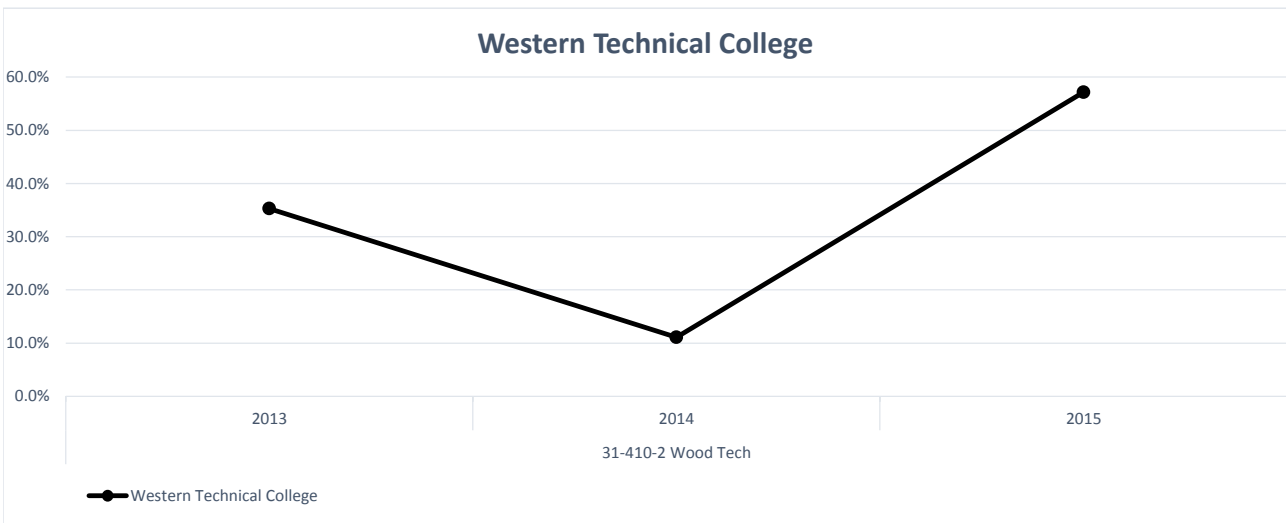
Sum of Total in Numerator	Column Labels						
Row Labels	2010	2011	2012	2013	2014	2015	
<b>31-410-2 Wood Tech</b>							
<b>F251 Fall to Spring Retention</b>							
Chippewa Valley Technical College	31	26					
Western Technical College	28	29	25	13	21	21	
Northeast Wisconsin Technical College	17	12	12	14	7	3	

## 31-410-2 Wood Tech

# 31-410-2 Wood Tech

## F851 Second Year Graduation

**Data Definition: Percent of First Time Program Student graduating from the program in two years.**



**Cohort Start Term:** Fall 2009    Fall 2010    Fall 2011    Fall 2012    Fall 2013  
**Report Year:** 2011    2012    2013    2014    2015

Sum of % Meeting Definition	Column Labels			
Row Labels	2013	2014	2015	College Avg
<b>31-410-2 Wood Tech</b>				
<b>F851 Second Year Graduation</b>				
Western Technical College	35.3%	11.1%	57.1%	36.5%
Northeast Wisconsin Technical College	33.3%	30.4%	100.0%	42.2%
<b>College Avg</b>	<b>34.7%</b>	<b>20.0%</b>	<b>64.3%</b>	<b>38.3%</b>

Sum of Total in Denominator	Column Labels		
Row Labels	2013	2014	2015
<b>31-410-2 Wood Tech</b>			
<b>F851 Second Year Graduation</b>			
Western Technical College	34	27	35
Northeast Wisconsin Technical College	15	23	7

Sum of Total in Numerator	Column Labels		
Row Labels	2013	2014	2015
<b>31-410-2 Wood Tech</b>			
<b>F851 Second Year Graduation</b>			
Western Technical College	12	3	20
Northeast Wisconsin Technical College	5	7	7