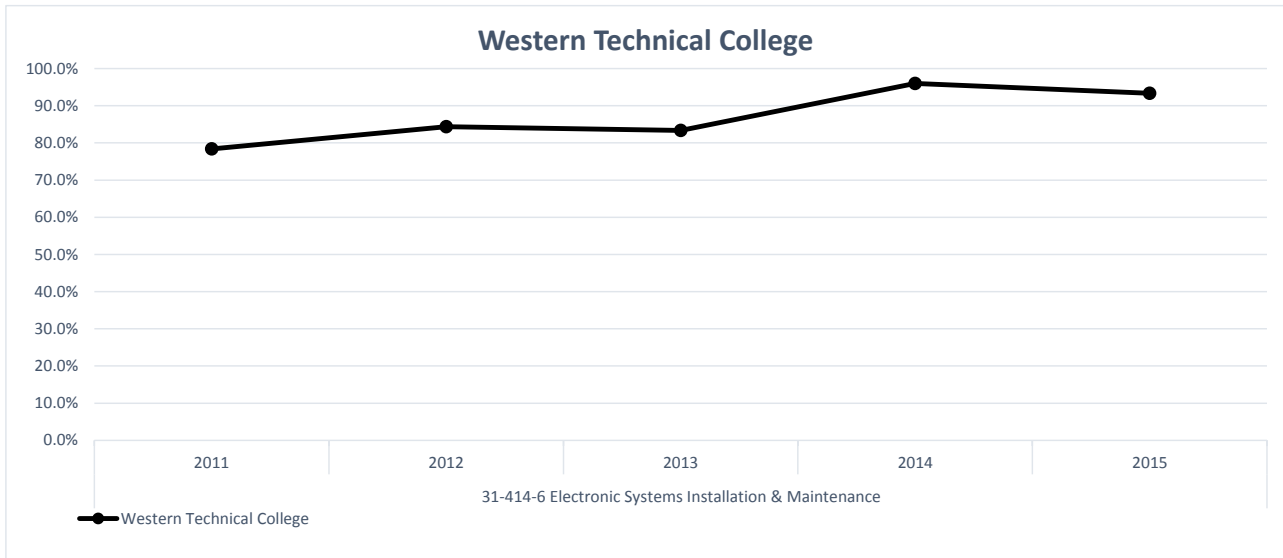


31-414-6 Electronic Systems Installation & Maintenance

C200 Course Completion

Data Definition: Percentage of students declared in a program who successfully completed at least 80% of the courses they took with a C or better.



Sum of % Meeting Definition	Column Labels					
Row Labels	2011	2012	2013	2014	2015	College Avg
C200 Course Completion						
31-414-6 Electronic Systems Installation & Maintenance						
Western Technical College	78.4%	84.4%	83.3%	96.0%	93.3%	85.6%
31-414-7 Industrial Electronics and Maintenance						
Northcentral Technical College	80.0%	83.3%	87.5%	80.0%	69.6%	81.3%
College Avg	78.7%	83.9%	85.9%	85.3%	78.9%	83.3%

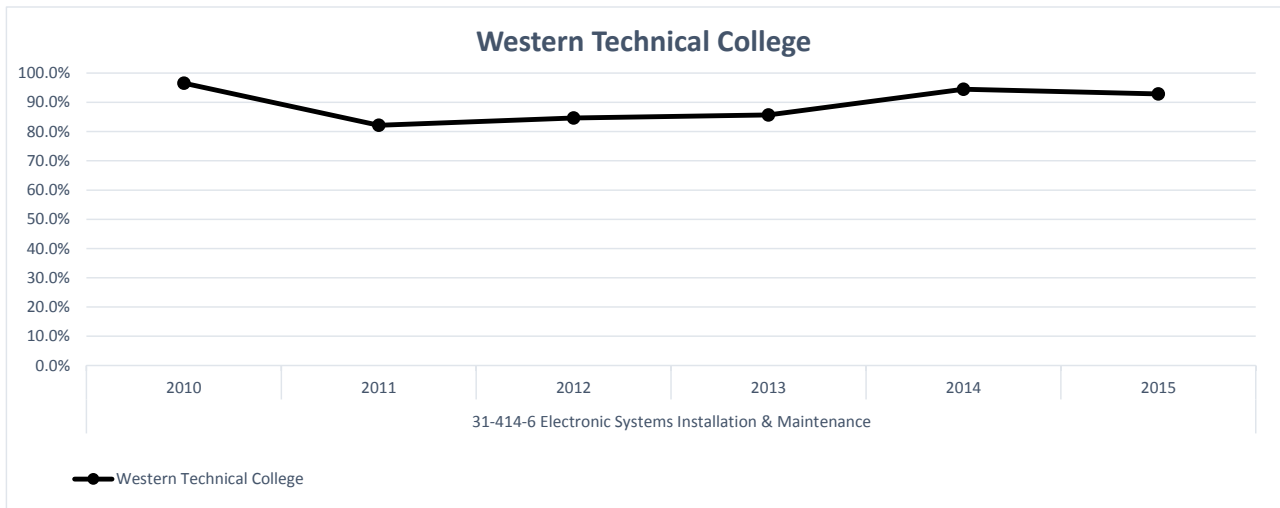
Sum of Total in Denominator	Column Labels				
Row Labels	2011	2012	2013	2014	2015
C200 Course Completion					
31-414-6 Electronic Systems Installation & Maintenance					
Western Technical College	37	32	30	25	15
31-414-7 Industrial Electronics and Maintenance					
Northcentral Technical College	10	24	48	50	23

Sum of Total in Numerator	Column Labels				
Row Labels	2011	2012	2013	2014	2015
C200 Course Completion					
31-414-6 Electronic Systems Installation & Maintenance					
Western Technical College	29	27	25	24	14
31-414-7 Industrial Electronics and Maintenance					
Northcentral Technical College	8	20	42	40	16

31-414-6 Electronic Systems Installation & Maintenance

F251 Fall to Spring Retention

Data Definition: Percentage of First Time Program-declared Students who started in the fall semester and are still enrolled or graduated from the program the second semester. ☒



Cohort Start Term: Fall 2009 Fall 2010 Fall 2011 Fall 2012 Fall 2013 Fall 2014
 Report Year: 2010 2011 2012 2013 2014 2015

Sum of % Meeting Definition	Column Labels						
Row Labels	2010	2011	2012	2013	2014	2015	College Avg
F251 Fall to Spring Retention							
31-414-6 Electronic Systems Installation & Maintenance							
Western Technical College	96.6%	82.1%	84.6%	85.7%	94.4%	92.9%	88.8%
31-414-7 Industrial Electronics and Maintenance							
Northcentral Technical College		100.0%	90.0%	83.3%	64.3%	63.6%	79.0%
College Avg	96.6%	86.8%	87.0%	84.4%	76.1%	80.0%	84.7%

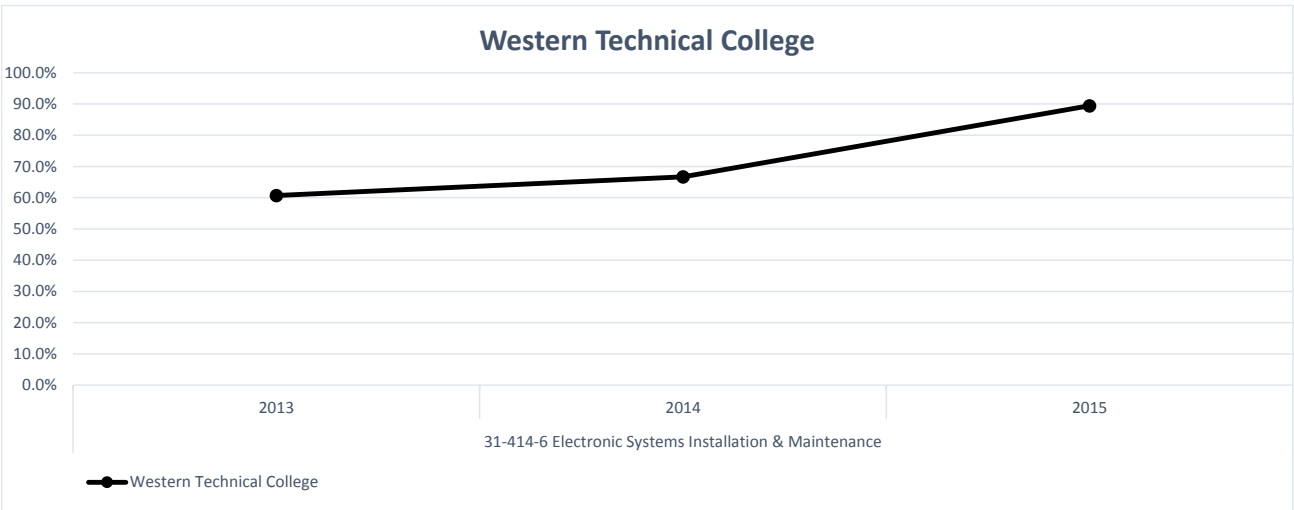
Sum of Total in Denominator	Column Labels					
Row Labels	2010	2011	2012	2013	2014	2015
F251 Fall to Spring Retention						
31-414-6 Electronic Systems Installation & Maintenance						
Western Technical College	29	28	26	28	18	14
31-414-7 Industrial Electronics and Maintenance						
Northcentral Technical College		10	20	36	28	11

Sum of Total in Numerator	Column Labels					
Row Labels	2010	2011	2012	2013	2014	2015
F251 Fall to Spring Retention						
31-414-6 Electronic Systems Installation & Maintenance						
Western Technical College	28	23	22	24	17	13
31-414-7 Industrial Electronics and Maintenance						
Northcentral Technical College		10	18	30	18	7

31-414-6 Electronic Systems Installation & Maintenance

F851 Second Year Graduation

Data Definition: Percent of First Time Program Student graduating from the program in two years.



Cohort Start Term: Fall 2009 Fall 2010 Fall 2011 Fall 2012 Fall 2013
Report Year: 2011 2012 2013 2014 2015

Sum of % Meeting Definition	Column Labels			
Row Labels	2013	2014	2015	College Avg
F851 Second Year Graduation				
31-414-6 Electronic Systems Installation & Maintenance				
Western Technical College	60.7%	66.7%	89.5%	70.1%
31-414-7 Industrial Electronics and Maintenance				
Northcentral Technical College	54.5%	61.9%	9.4%	42.7%
College Avg	58.0%	63.9%	39.2%	54.9%

Sum of Total in Denominator	Column Labels		
Row Labels	2013	2014	2015
F851 Second Year Graduation			
31-414-6 Electronic Systems Installation & Maintenance			
Western Technical College	28	30	19
31-414-7 Industrial Electronics and Maintenance			
Northcentral Technical College	22	42	32

Sum of Total in Numerator	Column Labels		
Row Labels	2013	2014	2015
F851 Second Year Graduation			
31-414-6 Electronic Systems Installation & Maintenance			
Western Technical College	17	20	17
31-414-7 Industrial Electronics and Maintenance			
Northcentral Technical College	12	26	3