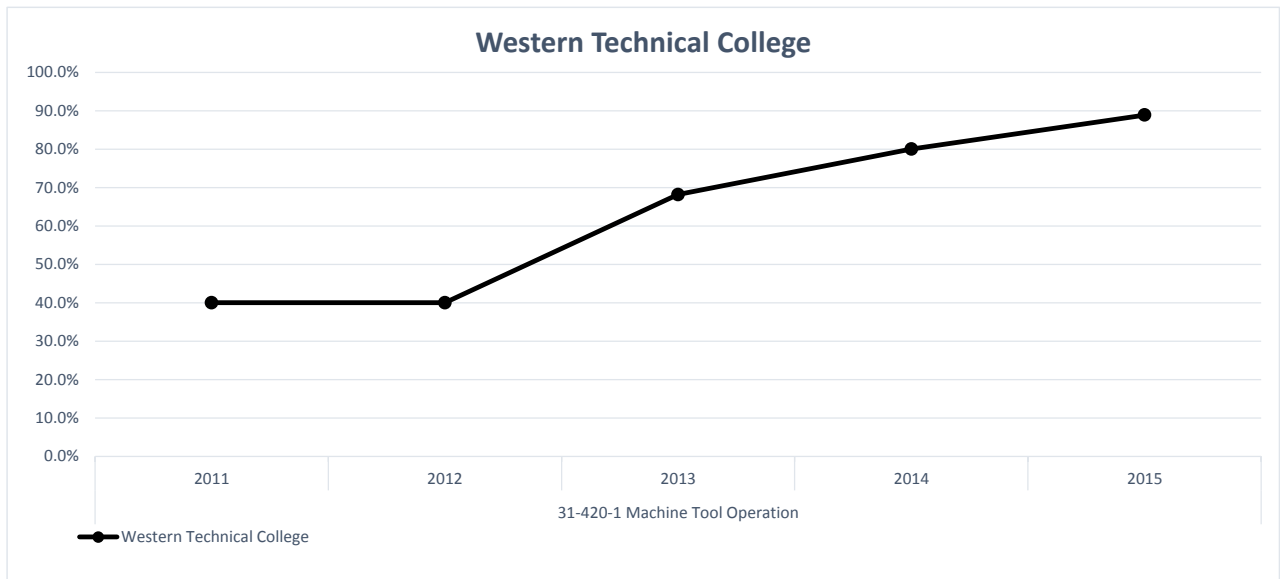


# 31-420-1 Machine Tool Operation

## C200 Course Completion

**Data Definition: Percentage of students declared in a program who successfully completed at least 80% of the courses they took with a C or better.**



Sum of % Meeting Definition	Column Labels					
Row Labels	2011	2012	2013	2014	2015	College Avg
<b>31-420-1 Machine Tool Operation</b>						
<b>C200 Course Completion</b>						
Western Technical College	40.0%	40.0%	68.2%	80.0%	88.9%	65.6%
Northeast Wisconsin Technical College	75.6%	89.6%	88.0%	94.4%	95.9%	88.5%
Lakeshore Technical College	64.9%	66.7%	83.3%	85.2%	76.3%	75.0%
Northcentral Technical College	86.7%	75.0%	80.6%	71.2%	81.1%	78.7%
<b>College Avg</b>	<b>72.4%</b>	<b>75.6%</b>	<b>82.9%</b>	<b>85.2%</b>	<b>86.8%</b>	<b>80.6%</b>

Sum of Total in Denominator	Column Labels				
Row Labels	2011	2012	2013	2014	2015
<b>31-420-1 Machine Tool Operation</b>					
<b>C200 Course Completion</b>					
Western Technical College	15	15	22	20	18
Northeast Wisconsin Technical College	86	77	92	90	73
Lakeshore Technical College	57	57	54	54	38
Northcentral Technical College	45	64	72	52	53

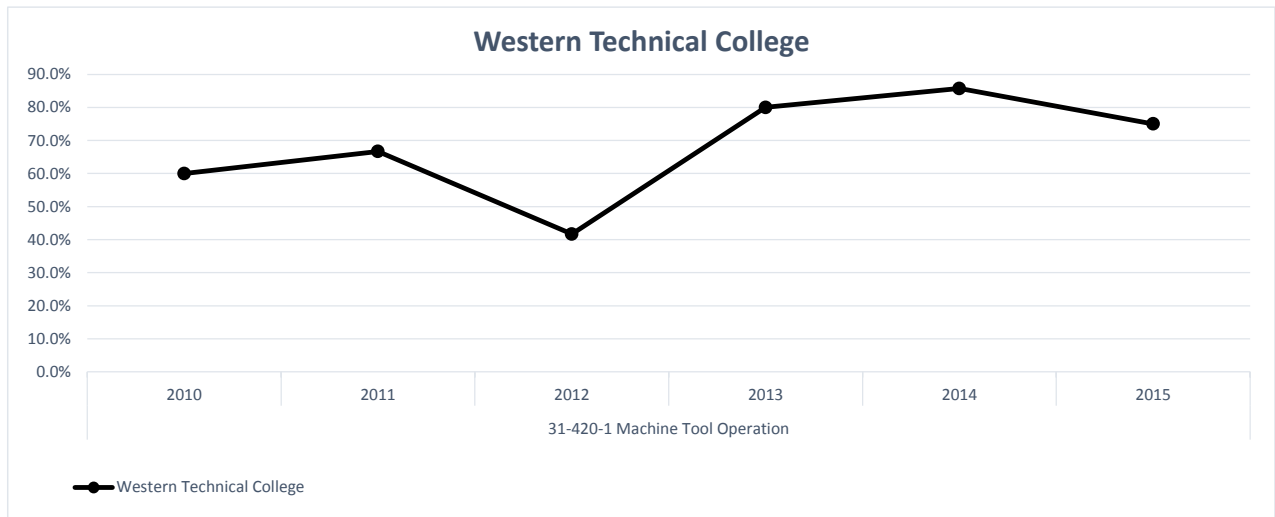
Sum of Total in Numerator	Column Labels				
Row Labels	2011	2012	2013	2014	2015
<b>31-420-1 Machine Tool Operation</b>					
<b>C200 Course Completion</b>					
Western Technical College	6	6	15	16	16
Northeast Wisconsin Technical College	65	69	81	85	70
Lakeshore Technical College	37	38	45	46	29
Northcentral Technical College	39	48	58	37	43

# 31-420-1 Machine Tool Operation

# 31-420-1 Machine Tool Operation

## F251 Fall to Spring Retention

enrolled or graduated from the program the second semester.



Cohort Start Term: Fall 2009    Fall 2010    Fall 2011    Fall 2012    Fall 2013    Fall 2014  
 Report Year: 2010    2011    2012    2013    2014    2015

Sum of % Meeting Definition	Column Labels						
Row Labels	2010	2011	2012	2013	2014	2015	College Avg
<b>31-420-1 Machine Tool Operation</b>							
<b>F251 Fall to Spring Retention</b>							
Western Technical College	60.0%	66.7%	41.7%	80.0%	85.7%	75.0%	70.7%
Northeast Wisconsin Technical College	90.1%	79.5%	96.0%	93.6%	97.6%	95.5%	91.9%
Lakeshore Technical College	85.3%	89.3%	92.3%	71.9%	88.1%	100.0%	86.3%
Northcentral Technical College	90.9%	100.0%	76.7%	88.9%	86.7%	84.2%	87.1%
<b>College Avg</b>	<b>86.2%</b>	<b>83.3%</b>	<b>84.7%</b>	<b>86.7%</b>	<b>92.1%</b>	<b>90.3%</b>	<b>87.5%</b>

Sum of Total in Denominator	Column Labels					
Row Labels	2010	2011	2012	2013	2014	2015
<b>31-420-1 Machine Tool Operation</b>						
<b>F251 Fall to Spring Retention</b>						
Western Technical College	15	15	12	20	21	16
Northeast Wisconsin Technical College	81	73	50	78	84	67
Lakeshore Technical College	34	28	26	32	42	13
Northcentral Technical College	22	22	30	36	30	38

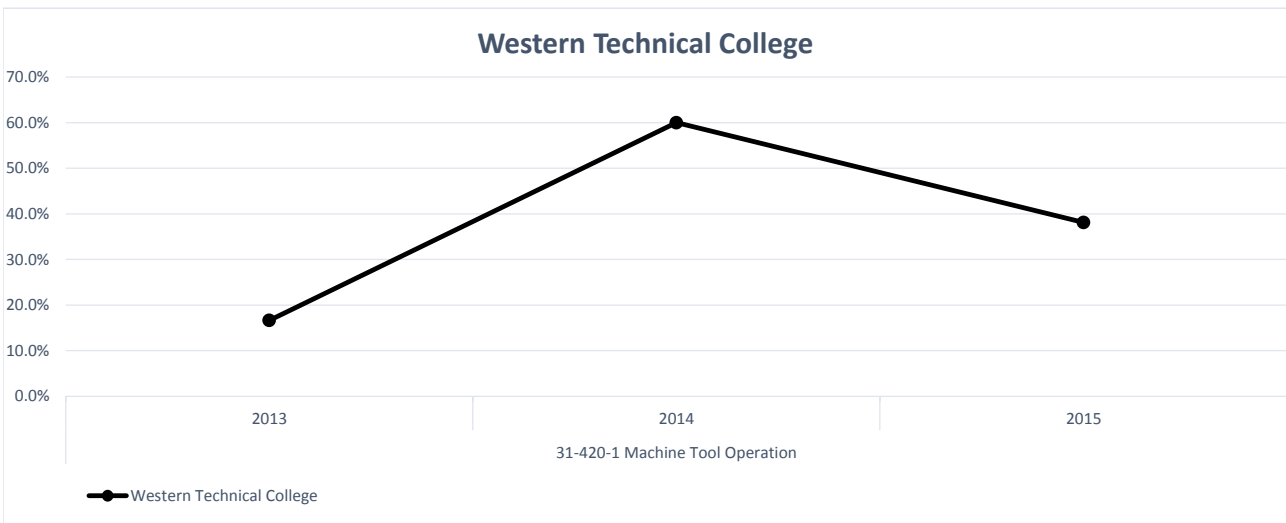
Sum of Total in Numerator	Column Labels					
Row Labels	2010	2011	2012	2013	2014	2015
<b>31-420-1 Machine Tool Operation</b>						
<b>F251 Fall to Spring Retention</b>						
Western Technical College	9	10	5	16	18	12
Northeast Wisconsin Technical College	73	58	48	73	82	64
Lakeshore Technical College	29	25	24	23	37	13
Northcentral Technical College	20	22	23	32	26	32

# 31-420-1 Machine Tool Operation

# 31-420-1 Machine Tool Operation

## F851 Second Year Graduation

**Data Definition: Percent of First Time Program Student graduating from the program in two years.**



**Cohort Start Term: Fall 2009    Fall 2010    Fall 2011    Fall 2012    Fall 2013**  
**Report Year:        2011        2012        2013        2014        2015**

Sum of % Meeting Definition	Column Labels			
Row Labels	2013	2014	2015	College Avg
<b>31-420-1 Machine Tool Operation</b>				
<b>F851 Second Year Graduation</b>				
Western Technical College	16.7%	60.0%	38.1%	41.5%
Northeast Wisconsin Technical College	72.6%	85.9%	84.1%	81.4%
Lakeshore Technical College	39.4%	33.3%	50.0%	40.4%
Northcentral Technical College	45.7%	48.8%	56.0%	49.1%
<b>College Avg</b>	<b>52.9%</b>	<b>62.4%</b>	<b>67.1%</b>	<b>60.9%</b>

Sum of Total in Denominator	Column Labels		
Row Labels	2013	2014	2015
<b>31-420-1 Machine Tool Operation</b>			
<b>F851 Second Year Graduation</b>			
Western Technical College	12	20	21
Northeast Wisconsin Technical College	62	71	82
Lakeshore Technical College	33	36	30
Northcentral Technical College	46	43	25

Sum of Total in Numerator	Column Labels		
Row Labels	2013	2014	2015
<b>31-420-1 Machine Tool Operation</b>			
<b>F851 Second Year Graduation</b>			
Western Technical College	2	12	8
Northeast Wisconsin Technical College	45	61	69
Lakeshore Technical College	13	12	15
Northcentral Technical College	21	21	14