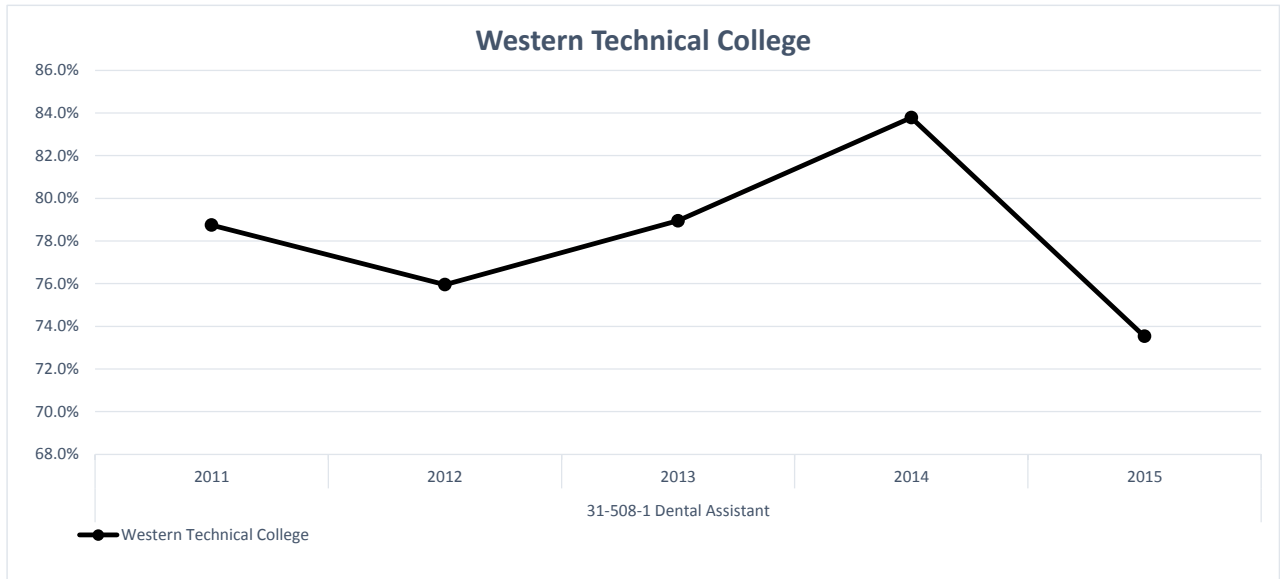


31-508-1 Dental Assistant

C200 Course Completion

Data Definition: Percentage of students declared in a program who successfully completed at least 80% of the courses they took with a C or better.



Sum of % Meeting Definition	Column Labels					
Row Labels	2011	2012	2013	2014	2015	College Avg
31-508-1 Dental Assistant						
C200 Course Completion						
Western Technical College	78.8%	75.9%	78.9%	83.8%	73.5%	78.0%
Northeast Wisconsin Technical College	97.7%	97.1%	97.2%	88.2%	92.7%	94.2%
College Avg	85.4%	82.5%	86.0%	86.4%	84.0%	84.8%

Sum of Total in Denominator	Column Labels				
Row Labels	2011	2012	2013	2014	2015
31-508-1 Dental Assistant					
C200 Course Completion					
Western Technical College	80	79	57	37	34
Northeast Wisconsin Technical College	43	35	36	51	41

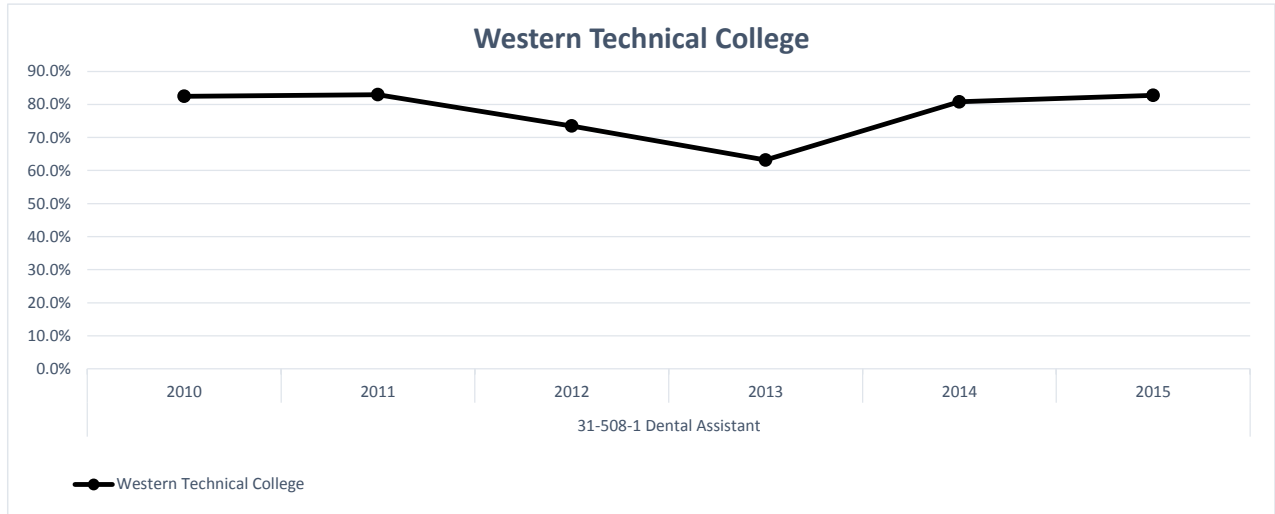
Sum of Total in Numerator	Column Labels				
Row Labels	2011	2012	2013	2014	2015
31-508-1 Dental Assistant					
C200 Course Completion					
Western Technical College	63	60	45	31	25
Northeast Wisconsin Technical College	42	34	35	45	38

31-508-1 Dental Assistant

31-508-1 Dental Assistant

F251 Fall to Spring Retention

enrolled or graduated from the program the second semester.



Cohort Start Term: Fall 2009 Fall 2010 Fall 2011 Fall 2012 Fall 2013 Fall 2014
 Report Year: 2010 2011 2012 2013 2014 2015

Sum of % Meeting Definition	Column Labels						
Row Labels	2010	2011	2012	2013	2014	2015	College Avg
31-508-1 Dental Assistant							
F251 Fall to Spring Retention							
Western Technical College	82.5%	82.9%	73.5%	63.2%	80.8%	82.8%	77.5%
Northeast Wisconsin Technical College	97.0%	96.3%	100.0%	100.0%	87.1%	96.6%	95.8%
College Avg	87.8%	88.2%	81.7%	78.1%	84.2%	89.7%	85.0%

Sum of Total in Denominator	Column Labels					
Row Labels	2010	2011	2012	2013	2014	2015
31-508-1 Dental Assistant						
F251 Fall to Spring Retention						
Western Technical College	57	41	49	38	26	29
Northeast Wisconsin Technical College	33	27	22	26	31	29

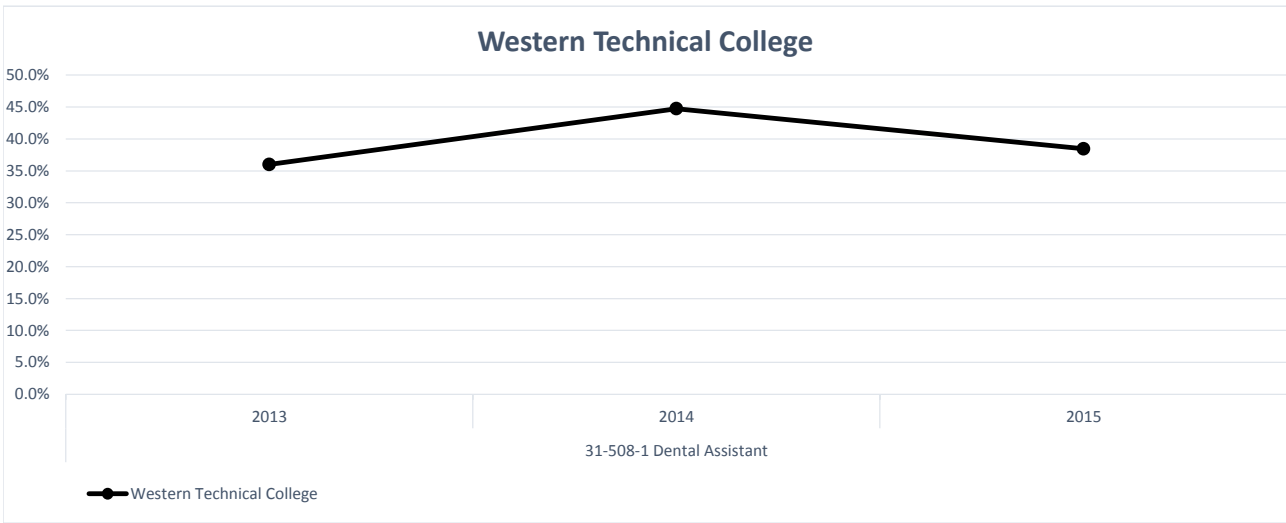
Sum of Total in Numerator	Column Labels					
Row Labels	2010	2011	2012	2013	2014	2015
31-508-1 Dental Assistant						
F251 Fall to Spring Retention						
Western Technical College	47	34	36	24	21	24
Northeast Wisconsin Technical College	32	26	22	26	27	28

31-508-1 Dental Assistant

31-508-1 Dental Assistant

F851 Second Year Graduation

Data Definition: Percent of First Time Program Student graduating from the program in two years.



Cohort Start Term: Fall 2009 Fall 2010 Fall 2011 Fall 2012 Fall 2013
Report Year: 2011 2012 2013 2014 2015

Sum of % Meeting Definition	Column Labels			
Row Labels	2013	2014	2015	College Avg
31-508-1 Dental Assistant				
F851 Second Year Graduation				
Western Technical College	36.0%	44.7%	38.5%	39.5%
Northeast Wisconsin Technical College	90.9%	92.3%	70.3%	82.4%
College Avg	52.8%	64.1%	57.1%	57.8%

Sum of Total in Denominator	Column Labels		
Row Labels	2013	2014	2015
31-508-1 Dental Assistant			
F851 Second Year Graduation			
Western Technical College	50	38	26
Northeast Wisconsin Technical College	22	26	37

Sum of Total in Numerator	Column Labels		
Row Labels	2013	2014	2015
31-508-1 Dental Assistant			
F851 Second Year Graduation			
Western Technical College	18	17	10
Northeast Wisconsin Technical College	20	24	26